

CITY OF NORMAN



ANNUAL BUDGET

2023-2024

NORMAN

H
A
P
L
A
R
K

Emergency Communications
& Operations Center
City of Norman

FISCAL YEAR ENDING
JUNE 30, 2024
FINANCIAL PLAN-FISCAL
YEAR-END 2025-2028

ON THE COVER: ON AUGUST 23, 1960, HALL PARK WAS INCORPORATED AS A TOWN, JUST TO THE EAST OF NORMAN. AS OKLAHOMA'S FIRST ALL-ELECTRIC COMMUNITY, HALL PARK WAS DEDICATED AND CELEBRATED BY THE GENERAL ELECTRIC CORPORATION AND THEIR SPOKESPERSON RONALD REAGAN ON MARCH 2, 1962. BY 2003, THE TOWN HAD A POPULATION OF OVER 1,000, WITH ITS OWN ELECTED OFFICIALS, EMPLOYEES, WATER AND SEWAGE INFRASTRUCTURE SYSTEMS.

IN THE YEARS FOLLOWING HALL PARK'S INCORPORATION, NORMAN GREW AND ANNEXED AREAS TO SURROUND THE TOWN, WITH MAJOR NORMAN WATER AND SEWER SYSTEMS ADJOINING HALL PARK'S. THE WATER WELLS AND SEWAGE LAGOONS PROVIDING DRINKING WATER AND TREATMENT OF SEWAGE FOR HALL PARK RESIDENTS BECAME INADEQUATE FOR THE TOWN'S NEEDS. AFTER TWO YEARS OF PLANNING AND BY MUTUAL AGREEMENT, HALL PARK VOTED TO DIS-INCORPORATE, AND WAS ANNEXED BY THE CITY OF NORMAN AT MIDNIGHT ON SEPTEMBER 30, 2003. THE RESIDENTS OF HALL PARK ESTABLISHED A SPECIAL ASSESSMENT DISTRICT TO IMPROVE THE STREETS, WATER AND SEWERAGE INFRASTRUCTURE OF THE TOWN TO MEET NORMAN'S STANDARDS, AND CONNECTIONS WERE MADE TO THE NEARBY NORMAN WATER AND SEWER SYSTEMS.

AS A PART OF THE ANNEXATION, NORMAN ACQUIRED HALL PARK'S EXTENSIVE PUBLIC PARKS, TRAILS AND OPEN SPACES. AMONG THESE PUBLIC LANDS WERE APPROXIMATELY 65 ACRES WHICH FORMERLY HOUSED THE HALL PARK WATER TOWER AND SEWAGE LAGOONS. NORMAN CONSTRUCTED A NEW SEWER LIFT STATION AND WORKED THROUGH THE OKLAHOMA DEPARTMENT OF ENVIRONMENTAL QUALITY TO COMPLETE PROPER CLOSURE OF THE LAGOONS. THIS RECLAIMED PUBLIC LAND BECAME A PRIME SITE, IMMEDIATELY ACROSS THE STREET FROM NORMAN'S WATER TREATMENT PLANT, FOR PUBLIC OPERATIONS OF THE CITY OF NORMAN. IN THE INTERIM YEARS AFTER HALL PARK BECAME A PART OF NORMAN, THESE PUBLIC LANDS SERVED AS A TEMPORARY DISPOSAL SITE FOR VEGETATIVE DEBRIS IN EMERGENCY ICE STORMS AND TORNADOES (INCLUDING A WEEK-LONG PERIOD OF CONTROLLED DEBRIS BURNING) AND FOR DISPOSAL OF WATER TREATMENT RESIDUALS FROM THE NORMAN WATER TREATMENT PLANT. THE ELEVATION OF THE SITE ALSO MADE IT AN IDEAL LOCATION FOR A NEW HIGH-PRESSURE PLANE WATER TOWER, WHICH WAS ERECTED BY THE NORMAN UTILITIES AUTHORITY IN 2016.

IN 2017, THE ANNEXED HALL PARK SITE WAS CHOSEN TO BE THE LOCATION OF THE NEW NORMAN EMERGENCY COMMUNICATIONS (DISPATCH) AND OPERATIONS CENTER (ECOC). THIS HARDENED FACILITY WILL ENABLE NORMAN'S EMERGENCY FUNCTIONS TO BE MOVED OUT OF THE DOWNTOWN MUNICIPAL COMPLEX, PROVIDING FOR VALUABLE REDUNDANCY IN THE CASE OF SEVERE STORMS AND PROVIDING FOR ENLARGED AND MODERNIZED EMERGENCY DISPATCH FUNCTIONS. THE FACILITY, FUNDED IN PART BY NORMAN'S ONE-HALF PERCENT (1/2%) DEDICATED PUBLIC SAFETY SALES TAX AND PARTIALLY FUNDED BY FEDERAL AMERICAN RECOVERY PLAN ACT ENTITLEMENT FUNDS, WILL BE COMPLETED DURING FISCAL YEAR 2023-2024.

IN 2021, THE ANNEXED HALL PARK SITE WAS CHOSEN TO BE THE LOCATION OF A NEW WATER AND SEWER LINE MAINTENANCE FACILITY, FUNDED BY RATEPAYERS OF THE NORMAN UTILITIES AUTHORITY. THE CO-LOCATION OF THE LINE MAINTENANCE HEADQUARTERS OPERATION WITH THE ECOC WILL EFFICIENTLY LOCATE MAJOR CITY FACILITIES IN EAST NORMAN, TO BETTER SERVE ALL RESIDENTS AND UTILITY CUSTOMERS.

THE BENEFICIAL PARTNERSHIP BETWEEN THE FORMER TOWN OF HALL PARK AND THE CITY OF NORMAN WILL MUTUALLY BENEFIT RESIDENTS OF THE UNITED NORMAN FOR DECADES TO COME.

PHOTOS PROVIDED BY: NORMAN UTILITIES AUTHORITY AND NORMAN POLICE DEPARTMENT



CITY OF NORMAN



CITY COUNCIL

MAYOR
Larry Heikkila

Ward 1 Austin Ball

Ward 5 Rarchar Tortorello

Ward 2 Lauren Schueler

Ward 6 Elizabeth Foreman

Ward 3 Bree Montoya

Ward 7 Stephen Tyler Holman

Ward 4 Helen Grant

Ward 8 Matthew Peacock

Presented by:

Darrel Pyle, City Manager

CITY OF NORMAN

BUDGET & RESEARCH STAFF

Anthony Francisco, CPFO, CTP, CPFA
Finance Director

Kim Coffman, CPFIM, ACPFA
Budget Manager

Jacob Huckabaa
Budget Technician

Clint Mercer, CPA, CPFO
Chief Accountant

Debbie Whitaker
Municipal Accountant III

Mindy Aynes
Municipal Accountant I

Dannielle Risenhoover
Administrative Tech IV

OFFICE SERVICES STAFF

Kris Wiard
Printing Services Operator II

Cheyenne Collier
Printing Services Operator I

This document was prepared by the City of Norman, Finance Department and printed by
City of Norman, Office Services Division.
For additional information please contact:
City of Norman Finance Department
P.O. Box 370

(MS2502948)
(5-15-23)

CITY OF NORMAN, OKLAHOMA
FISCAL YEAR ENDING 2024 ANNUAL BUDGET
SUMMARY OF FUND BALANCES

CITY FUND CLASSIFICATION	BEGINNING FUND BALANCE	REVENUES			EXPENDITURES				REVENUES OVER (UNDER) EXPENSES	ENDING FUND BALANCE	
		OPERATING REVENUES	INTERFUND TRANSFERS	TOTAL REVENUES	OPERATING EXPENSES	INTERFUND TRANSFERS	SUBTOTAL EXPENSES	EMP TURNOVER SAVINGS			TOTAL EXPENSES
GOVERNMENTAL FUNDS											
General	\$17,906,086	\$98,166,362	\$6,840,524	\$105,006,886	\$105,510,613	\$796,214	\$106,306,827	(\$800,000)	\$105,506,827	(499,941)	17,406,145
SPECIAL REVENUE FUNDS											
Public Safety Sales Tax	2,215,026	15,277,678		15,277,678	15,947,013		15,047,013		15,047,013	230,665	2,445,691
Room Tax	529,926	2,166,666		2,166,666	2,251,245		2,251,245		2,251,245	(84,579)	445,347
Seizures and Restitutions	1,474,837	500		500	1,461,780		1,461,780		1,461,780	(1,461,280)	13,557
Clean	0	32,000		32,000	30,505		30,505		30,505	1,495	1,495
Public Transportation & Parking	0	6,214,385	702,822	6,917,207	6,917,207		6,917,207		6,917,207	0	0
Art in Public Places	1,621	16,000		16,000	16,000		16,000		16,000	0	1,621
Park Land and Development	504,538	95,000		95,000	300,000		300,000		300,000	(205,000)	299,538
Westwood Park	30,847	2,561,781	204,289	2,766,070	2,682,582		2,682,582	(73,436)	2,609,146	156,924	187,771
Net Revenue Stabilization	4,484,630	50,000		50,000			0		0	50,000	4,534,630
GRANT FUNDS											
Community Development	3,946,059	1,400,424		1,400,424	1,400,424		1,400,424		1,400,424	0	3,946,059
Special Grants	2,458,226	56,577		56,577	56,577		56,577		56,577	0	2,458,226
ENTERPRISE FUNDS											
Water	4,694,259	24,902,936		24,902,936	28,443,604	1,126,436	29,570,040	(76,047)	29,493,993	(4,391,057)	103,202
Water Reclamation	256,682	13,205,896		13,205,896	12,317,211	615,334	12,932,545	(57,705)	12,874,840	331,056	587,938
Sewer Maintenance	1,886,283	3,123,871		3,123,871	2,900,721		2,900,721		2,900,721	223,150	2,109,433
New Development Excise	4,568,028	1,470,000		1,470,000	3,903,141		3,903,141		3,903,141	(2,433,141)	2,134,887
Sanitation	6,386,020	16,645,823		16,645,823	19,003,844		19,003,844		19,003,844	(2,358,020)	4,027,999
INTERNAL SERVICE FUNDS											
Risk Management - Insurance	3,063,135	20,381,199	500,000	20,881,199	16,637,659		16,637,659		16,637,659	4,243,540	7,306,675
CAPITAL PROJECTS FUND											
Capital Improvements	25,614,314	17,869,150		17,869,150	22,451,262	4,796,633	27,247,915		27,247,915	(9,378,765)	16,235,549
University North Park TIF	5,462,042	224,000		224,000	148,256		148,256		148,256	75,744	5,537,786
Norman Forward	250,473	17,259,100		17,259,100	14,282,762	412,998	14,695,760		14,695,760	2,563,340	2,813,813
Arterial Roads Reconquest	773,444			0			0		0	0	773,444
Center City TIF	2,207,281	1,472,414		1,472,414			0		0	1,472,414	3,679,695
DEBT SERVICE FUNDS											
General Debt Service	6,658,474	10,199,096		10,199,096	9,674,096	500,000	10,174,096		10,174,096	25,000	6,683,474
G. O. Bonds	0			0			0		0	0	0
GRAND TOTAL ALL FUNDS	\$95,372,451	\$252,790,858	\$8,247,635	261,038,493	\$265,436,502	\$8,247,635	\$273,684,137	(\$1,007,188)	\$272,676,949	(\$11,638,455)	\$83,733,995
Less: Interfund Transfers	0	0	(8,247,635)	(8,247,635)	0	(8,247,635)	(8,247,635)	0	(8,247,635)	0	0
Interfund Service Charges	0	(11,258,032)		(11,258,032)	(11,258,032)	0	(11,258,032)	0	(11,258,032)	0	0
Cost Allocation Charges	0	(6,597,257)	0	(6,597,257)	(6,597,257)	0	(6,597,257)	0	(6,597,257)	0	0
Total Deductions	\$0	(\$17,855,289)	(\$8,247,635)	(\$26,102,924)	(\$17,855,289)	(\$8,247,635)	(\$26,102,924)	\$0	(\$26,102,924)	\$0	\$0
NET TOTAL ALL FUNDS	\$95,372,451	\$234,935,569	\$0	234,935,569	\$247,581,213	\$0	\$247,581,213	(\$1,007,188)	\$246,574,025	(\$11,638,455)	\$83,733,995

Public hearings will be held on May 23 at 6:30 p.m. in the Council Chambers of the Norman Municipal Building for the purpose of discussion of the proposed budget. The proposed budget may be examined on weekdays at 201 West Gray in the City Clerk's office from 8:00 a.m. to 5:00 p.m. All interested citizens have the opportunity to give written and oral comment.



GOVERNMENT FINANCE OFFICERS ASSOCIATION

*Distinguished
Budget Presentation
Award*

PRESENTED TO

**City of Norman
Oklahoma**

For the Fiscal Year Beginning

July 01, 2022

Christopher P. Morill

Executive Director

The Government Finance Officers Association of the United States and Canada (GFOA) presented a Distinguished Budget Presentation Award to the City of Norman, Oklahoma, for its annual budget for the fiscal year beginning July 1, 2021.

In order to receive this award, a governmental unit must publish a budget document that meets the program criteria as a policy document, as an operations guide, as a financial plan, and as a communications device.

The award is valid for a period of one year only. We believe our current budget continues to conform to program requirements, and we are submitting it to GFOA to determine its eligibility for another award.



Emergency Communications
& Operations Center
City of Norman

TABLE OF CONTENTS

TABLE OF CONTENTS

FYE 24 ANNUAL BUDGET

AND FIVE YEAR FINANCIAL PLAN

CITY MANAGER'S LETTER.....	i-xiv
----------------------------	-------

COMMUNITY PROFILE

History of Norman	1
City of Festivals	2
Profile of Norman	3
Inter-City Benchmark Comparison.....	6
Government Facilities and Service Statistics.....	8
City of Norman Ward Map.....	9

OVERVIEW/STATISTICAL SECTION

Introduction.....	10
Organizational Chart.....	11
Council Strategic Plan, Priorities, and Issues	12
Personnel History.....	13
Graph - Population and Employees.....	14
Graph - Budgeted Positions by Union.....	15
Graph - Assessed Property Valuations	16
Graph-City Portion of Total Property Tax Mill Levies	17
Graph - Single Family Construction	18
Graph - Property Franchise, and Sales Taxes	19
Graph - Sales Tax Revenue.....	20
Graph - FYE 2024 All Funds Projected Total Revenues	21
Graph - FYE 2024 All Funds Projected Total Expenditures	22
Graph - General Fund Revenues.....	23
Graph - General Fund Expenditures	24
Graph - General Fund Revenues by Source.....	25
Graph - General Fund Expenditures by Department	26
Graph - Water Fund	27
Graph - Water Reclamation Fund.....	28
Graph - Sanitation Fund.....	29
Consolidated Fund Summary.....	30
Net City Budget	31
Summary of Fund Balances	32
Total City Revenues and Other Sources	33
Citywide Operating Expenditures by Type/Category.....	34

FINANCIAL POLICIES

Financial Policies	35
Budget Calendar.....	39
Budget and Accounting Process	40
Municipal Budget Act.....	45

FINANCIAL SUMMARIES

General Fund Budget Highlights	55
General Fund Statement of Revenues and Expenditures.....	59
Net Revenue Stabilization Fund	60
Net Revenue Stabilization Fund Statement of Revenues and Expenditures.....	61
Public Safety Sales Tax Fund Budget Highlights.....	62
Public Safety Sales Tax Fund Statement of Revenues and Expenditures	63
Community Development Fund Budget Highlights	64
Community Development Fund Statement of Revenues and Expenditures.....	65
Special Grants Fund Budget Highlights	66
Special Grants Fund Statement of Revenues and Expenditures	67
Room Tax Fund Budget Highlights.....	68
Room Tax Fund Statement of Revenues and Expenditures.....	70
Norman Arts Council FYE 24 Budget.....	71
Norman Convention & Visitors Bureau FYE 24 Budget	72
Seizures and Restitution Fund Budget Highlights.....	73
Seizures and Restitution Fund Statement of Revenues and Expenditures.....	74
CLEET Fund Budget Highlights	75
CLEET Fund Statement of Revenues and Expenditures	77
Public Transportation Fund Budget Highlights.....	78
Public Transportation Fund Statement of Revenues and Expenditures.....	79
Art in Public Places Fund Budget Highlights.....	80
Art in Public Places Fund Statement of Revenues and Expenditures.....	81
Westwood Park Fund Budget Highlights	82
Westwood Park Fund Statement of Revenues and Expenditures	84
Water Fund Budget Highlights	85
Water Fund Statement of Revenues and Expenditures.....	88
Water Reclamation Fund Budget Highlights.....	89
Water Reclamation Fund Statement of Revenues and Expenditures.....	91
Sewer Maintenance Fund Budget Highlights	92
Sewer Maintenance Fund Statement of Revenues and Expenditures.....	93
New Development Excise Fund Budget Highlights	94
New Development Excise Fund Revenues and Expenditures	95
Sanitation Fund Budget Highlights.....	96
Sanitation Fund Statement of Revenues and Expenditures	98
Risk Management Fund Budget Highlights.....	99
Risk Management Fund Statement of Revenues and Expenditures	101
Capital Improvements Fund Budget Highlights	102
Capital Improvements Fund Statement of Revenues and Expenditures.....	105

Norman Forward Sales Tax Capital Fund Budget Highlights	106
Norman Forward Sales Tax Capital Fund Statement of Revenue and Expenditures	107
Park Land and Development Fund Budget Highlights	108
Park Land and Development Fund Statement of Revenues and Expenditures.....	109
University North Park Tax Increment District Fund Budget Highlights.....	110
University North Park Tax Increment District Two Fund Statement of Revenues and Expenditures	111
Center City Tax Increment District Fund Budget Highlights.....	112
Center City Tax Increment District Fund Statement of Revenues and Expenditures.....	113
General Debt Service Fund Budget Highlights	114
General Debt Service Fund Statement of Revenues and Expenditures	117
Retirement Systems Budget Highlights.....	118

GENERAL FUND

Total General Fund	121
--------------------------	-----

CITY CLERK

Organizational Chart.....	122
Total City Clerk	123
City Clerk.....	124
Municipal Elections	126

CITY COUNCIL

Total City Council.....	127
City Council	128
Sister Cities Program	129
Internal Audit.....	130
Social and Voluntary Services	131

CITY MANAGER

Organizational Chart.....	132
Total City Manager	133
City Manager	134
Communications	136
Community & Business Relations.....	138
Environmental Services	140
Special Studies / Contributions.....	142
Storm Water Quality	143

FINANCE DEPARTMENT

Organizational Chart.....	146
Total Finance Department.....	147
Accounting	148

Administration	151
Budget	153
Treasury	155
Utility Services.....	157

FIRE DEPARTMENT

Organizational Chart.....	159
Total Fire Department.....	160
Administration	161
Emergency Management	163
Prevention	165
Suppression	167
Training.....	169

HUMAN RESOURCES DEPARTMENT

Organizational Chart.....	171
Total Human Resources Department.....	172
Administration	173
Employee Relations	175
Employee Assistance Program	178
Safety	179

INFORMATION TECHNOLOGY

Organization Chart.....	181
Total Information Technology Department.....	182
Information Technology	183
Office Services.....	185

LEGAL DEPARTMENT

Organizational Chart.....	187
Total Legal Department	188
Legal	189
Human Rights Commission	191

MUNICIPAL COURT

Organizational Chart.....	192
Total Municipal Court.....	193
Municipal Court.....	194
Juvenile Programs.....	197

PARKS DEPARTMENT

Organizational Chart.....	199
Total Parks Department	200
Administration	201

Facility Custodial Services	203
Facilities Maintenance Administration	205
Facilities Maintenance	207
Park Development.....	209
Park Board	211
Parks Maintenance	212
Recreation Administration	214
12 th Ave Recreation Center.....	216
Childcare	217
Senior Citizens Center	218

PLANNING AND DEVELOPMENT DEPARTMENT

Organizational Chart.....	219
Total Planning and Development Department.....	220
Administration	221
Code Compliance.....	223
Current Planning	225
Development Services	227
Geographic Information Systems	229
Greenbelt Commission.....	231
Historic District Commission	232
Planning Commission	233

POLICE DEPARTMENT

Organizational Chart.....	234
Total Police Department	235
Administration	233
Animal Welfare.....	238
Criminal Investigations.....	240
Emergency Communications	242
Patrol.....	244
Special Investigations	246
Staff Services	248

PUBLIC WORKS DEPARTMENT

Organizational Chart.....	250
Total Public Works Department	251
Administration	252
Engineering.....	255
Fleet Administration	257
Fleet CNG Station.....	260
Fleet Fuel & Parts Inventory.....	262
Fleet Automotive/Light Equipment Repair	264
Fleet Truck/Heavy Equipment Repair	266
Storm Water Maintenance	268

Streets	271
Traffic Control	273

NON-DEPARTMENTAL

Non-Departmental Description.....	276
Firehouse Art Center.....	277
Historical Museum.....	278
Interfund Transfers.....	279
Norman Public Library	280
Santa Fe Depot.....	281
Sooner Theater.....	282

SPECIAL REVENUE FUNDS

ART IN PUBLIC PLACES

Total Art in Public Places Fund.....	284
--------------------------------------	-----

CLEET FUND

Total CLEET Fund	285
Court CLEET Training	286
Police CLEET Training	287

COMMUNITY DEVELOPMENT FUND

Total Community Development Fund.....	288
---------------------------------------	-----

PARK LAND AND DEVELOPMENT FUND

Total Park Land and Development Fund.....	290
---	-----

PUBLIC SAFETY SALES TAX FUND

Total Public Safety Sales Tax Fund.....	291
Total Fire Department – Public Safety Sales Tax Fund	292
Suppression.....	293
Total Police Department – Public Safety Sales Tax Fund.....	295
Criminal Investigations.....	296
Emergency Communications.....	298
Patrol.....	300
School Resource Officers	302
Staff Services PSST	304
Total Public Works Department – Public Safety Sales Tax Fund.....	306
Fleet Truck/Heavy Equipment Repair	307

PUBLIC TRANSPORTATION FUND

Total Public Transportation Fund 309
Fleet Repair Transit..... 310
Transit and Parking Administration..... 312
Parking Services..... 314

ROOM TAX FUND

Total Room Tax Fund..... 316
Administration 317
Arts Council..... 318
Convention and Visitors Bureau..... 319
Capital Projects..... 320

SEIZURES AND RESTITUTION FUND

Total Seizures and Restitution Fund..... 321
Federal Seizures and Restitution..... 322
State Seizures and Restitution..... 323

SPECIAL GRANTS FUND

Total Special Grants Fund 324

WESTWOOD PARK FUND

Total Westwood Park Fund 325
Westwood Golf Course..... 326
Westwood Park Maintenance 328
Westwood Pool..... 330
Westwood Concessions 332
Debt Service..... 334

ENTERPRISE FUNDS

UTILITIES DEPARTMENT

Organizational Chart..... 336
Total Utilities Department 337

SANITATION FUND

Total Sanitation Fund..... 340
Administration 341
Commercial Collection..... 343
Compost Operations..... 345

Fleet Repair	347
Yard Waste.....	348
Recycling Operation	350
Residential Collection.....	352
Utility Services.....	354
Waste Disposal.....	355
Capital Projects	357

WATER RECLAMATION FUND

Total Water Reclamation Fund.....	358
Administration	359
Bio-solids	361
Engineering.....	363
Laboratory	364
Operations & Maintenance	366
Sewer Line Maintenance.....	368
Utility Services.....	370
Capital Projects	371
Debt Service.....	372
Total Sewer Maintenance Fund	373
Utilities Inspection	374
Capital Projects	376
Total New Development Excise Fund	377

WATER FUND

Total Water Fund	378
Utilities Department Administration.....	379
Engineering	380
Utilities Modeling	381
Line Maintenance Administration	383
Line Maintenance.....	385
Treatment Plant Administration.....	387
Laboratory	389
Treatment Plant.....	391
Utility Services.....	393
Water Wells	394
Capital Projects	396
Debt Service.....	397
Environmental Control Advisory Board.....	398

INTERNAL SERVICES FUNDS

RISK MANAGEMENT FUND

Total Risk Management	400
Insurance Benefits Personnel	401
Judgments and Claims	402
Risk Administration	403
Unemployment Compensation.....	404
Worker’s Compensation	405

CAPITAL PROJECTS FUNDS

CAPITAL PROJECTS FUND

Total Capital Projects Fund	407
Capital Projects Engineer.....	408
Capital Projects – Facility Maintenance Personnel	409
Capital Projects – Parks Personnel	410
Capital Projects	411

NORMAN FORWARD SALES TAX CAPITAL FUND

Total Norman Forward Sales Tax Capital Fund	412
---	-----

TAX INCREMENT DISTRICT FUND

Total University North Park Tax Increment District Fund	413
Total Center City Tax Increment District Fund	414

ARTERIAL ROADS RECOUPMENT FUND

Total Arterial Roads Recoupment Fund	415
--	-----

CAPITAL IMPROVEMENT PROJECTS - SCHEDULES

Capital Improvement Projects - Schedules	416
--	-----


OUTSTANDING DEBT

Total General Debt Service Fund	439
General Obligation Bond Schedules	440

PENSION FUNDS

APPENDIX

Glossary of Terms and Acronyms	461
Index	472



CITY MANAGER'S LETTER



The City of NORMAN

201 West Gray, Bldg. • P.O. Box 370
Norman, Oklahoma 73069 • 73070

CITY MANAGER'S OFFICE
Phone: 405-366-5402

June 23, 2023

The Honorable Mayor and City Council Members
Municipal Building
Norman, Oklahoma

Dear Mayor Heikkila and Council Members:

INTRODUCTION

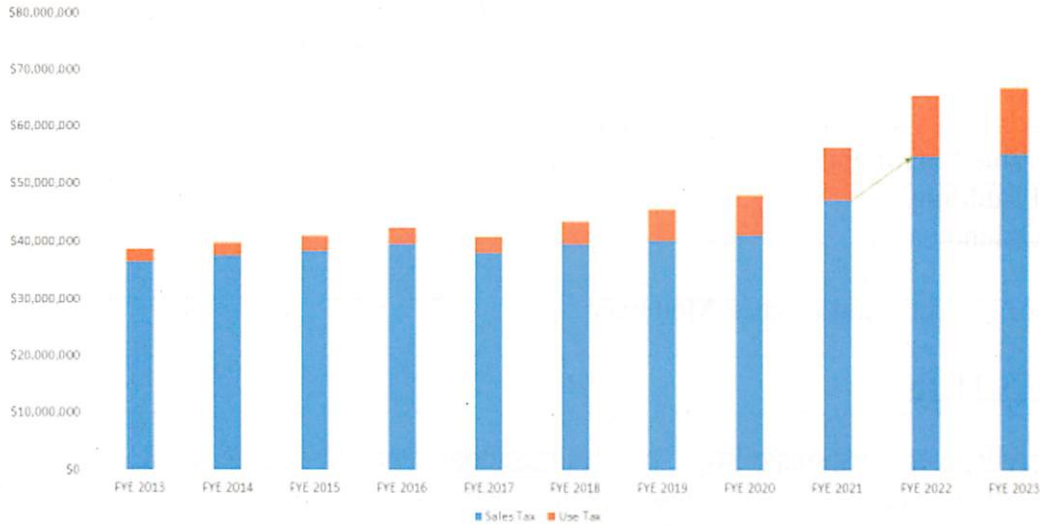
It is my privilege and responsibility to present the adopted budget for the fiscal year July 1, 2023 – June 30, 2024 (FYE 2024). The adoption of an annual budget is required by the City Charter (Article III, Section 4) and by State law (Title 11, Oklahoma Statutes, Section 17-205). An annual budget must be adopted by the City Council at least seven days before the beginning of the new fiscal year and transmitted to the State Auditor and Inspector within 30 days of the start of the fiscal year. We encourage our citizens to explore their City's budget document, which contains interesting and vital information on all aspects of the City's operation as well as information of general interest on Norman.

The FYE 2024 budget was prepared in an environment of relative plenty in some of the City's financial operations and relative deprivation in others. The City's year-end General Fund balances have grown substantially over the last two fiscal years, as sales and use tax revenues have grown:

General Fund Balance, FYE 2013 – FYE 2023 (Estimated)



Sales + Use Tax Revenue, FYE 2013 – FYE 2023



The sales and use tax growth and “relative plenty” in the City’s General Fund has given the City Council the ability to allocate resources to address some one-time capital needs and to add personnel and increase employee compensation. Among the areas that the Council has appropriated General Fund balance for capital facilities in the last two fiscal years are the following:

Municipal Complex Reconstruction/Refurbishment (Partial Funding)	\$4,293,000
City Fleet Wash Facility (Partial Funding)	\$ 684,000
Andrews Park Playground Renovation (Accessibility)	\$ 350,000
Legacy Trail Lighting Replacement	\$ 300,000
Long-Range Planning Consultant Studies	\$2,000,000
Senior Wellness Center (Construction and Operation Funding)	\$1,297,277
Emergency Homeless Shelter Operation	\$ 164,500

The Council has also allocated funds for additional staffing, based on the City Manager’s strategic direction and prioritization:

DEPARTMENT/DIVISION	POSITION(S)
City Manager	Assistant City Manager
City Attorney	Assistant City Attorney
Parks/Facilities Management	Construction-Facilities Program Manager
Parks/Facilities Management	Plumber
Parks (Norman Forward)	Maintenance Worker I (3)
Parks/Recreation	Recreation Technician
Parks/Recreation	Recreation Leader
Public Works/Traffic Control	Traffic Signal Technician
Public Works/Engineering	Capital Projects Engineer
Public Transit	Maintenance Worker I
Public Transit	Administrative Technician III

Sanitation	Facility Manager-Household Hazardous Waste
Sanitation	Sanitation Worker (5)
Finance	Municipal Accountant I
Human Resources	Administrative Technician III
Fire	Administrative Technician II (Part-Time)
Information Technology	Business Systems Analyst
Information Technology	Network Engineer
Planning	Administrative Technician IV
Planning	Long Range Planner
Planning/Geographic Information Systems	GIS Intern (Part-Time)
Police/Patrol	Police Officer (9)
Police/Emergency Communications	Communications Officer (2)
Police/Staff Services	Database Manager
Police/Community Services	Victim Advocate
Police/Animal Welfare	Animal Welfare Technician
Police/Animal Welfare	Pet Adoption Coordinator

The growth in the City’s workforce (“Personnel History”) is tracked in the Overview Section.

The City’s Water and Wastewater Reclamation Utility Enterprises continue to face financial challenges to their ability to provide for the capital infrastructure (sewage collection/conveyance systems; water supply and distribution and maintenance) needs for the customers of the Norman Utility Authority. Details of these utility capital programs are discussed in the Capital Budget Section and the Capital Improvement Projects Budget document. Norman is unique in requiring a vote of the people to adjust utility rates. ***On June 13, 2023, the voters approved a rate referendum to partially fund water quality infrastructure improvements***, in the “Water is Life” initiative. Further water and sewer rate adjustments will be needed to adequately fund the capital needs of the City’s utilities in the coming years, however.

The looming question, however, is how long can this growth in the city’s major sales and use tax revenues be maintained? The volatile nature of these revenues are discussed below, but the City’s dependence on these revenues makes the City’s operations particularly vulnerable to economic downturns. The FYE 2024 budget is built on sales tax growth of two percent (2%) assumed.

The total budget for all City of Norman funds for fiscal year ending 2023 was \$225,785,971 and for FYE 2024, the total budget is \$252,962,743. The primary reason for this budget increase is increased General Fund and Public Safety Sales Tax Fund employee costs, related to added personnel and compensation increases for extant employees.

STRATEGIC PLANNING

At the start of each fiscal year, which is also the start of new Council Member terms, the Norman City Council conducts a strategic planning retreat, at which goals and plans for the coming year or years are discussed. Through the Retreat discussions, priority is given to those strategic areas in which the most interest is shown by Council Members. Through Council consensus at this Retreat, the various Council committees are given assignments of areas of concentration within their committee's purview, which will result in Council action and/or directions to the City Manager over the coming fiscal year or longer-term if addressing the priority will take more than a year, or require future voter consideration.

Examples of priority strategic areas directed by Council in fiscal year 2022-2023 were expansion of services to people experiencing homelessness and programming of one-time federal grant funding received through the American Recovery Plan Act (ARPA). It is expected that a continued focus area in FYE 2024 will be on processing the results of long-range planning efforts that were begun in fiscal year 2022-2023 (Comprehensive Land Use and Transportation Plan; Public Safety Resource Planning; Water and Sewer Strategic Plan Updates).

NORMAN SALES TAX TRENDS

Council has had ongoing discussions about the health of our City's sales tax-driven revenue base and the challenges that presents. Sales tax is not only the major source of revenue for the City's largest operational fund, the General Fund; sales tax is the primary (or only) source of revenue related to expanded public safety initiatives approved by our voters in 2008 and 2014; quality of life capital improvements ("Norman Forward") approved in 2015; public transportation (approved in 2019) and for earmarked capital programs, originally approved in 1976. ***The City is dependent on sales tax revenue to fund over half of its general purpose (non-utility fee based) operational and capital programs and is becoming more dependent. Sales tax revenue was flat from the expanded level of FYE 2022, which enabled fund balances to continue to grow. The challenge going forward will be to manage within this relative plenty, while understanding that these levels may not be sustainable.***

GENERAL FUND RESERVE LEVELS

The City of Norman, in keeping with State law and standards of financial prudence, seeks to maintain adequate levels of fund balance to meet emergency expenditure demands, unexpected claims for worker's compensation, medical or torts against the City. Fund balance can only be appropriated for expenditure by an act of the City Council, and the adoption of the budget appropriates projected funds for expenditure in the upcoming fiscal year, less funds that are held in fund balance. Norman has adopted fund balance policies in keeping with accepted accounting standards. By Ordinance O-1011-58 (adopted June 28, 2011) and as amended by Ordinance O-1819-10 (adopted September 11, 2018), the City has adopted formal reserve policies for the General Fund which require that an Emergency Reserve allocation of one percent (1%) of budgeted General Fund expenditures be appropriated within the General Fund budget; at least three percent (3%) of budgeted General Fund expenditures be held in General Fund balance (these are considered Operating, or "unrestricted" reserves by accounting standards); and at least an

additional four percent (4%) of General Fund expenditures must be held in a segregated Net Revenue Stabilization (or “Rainy Day”) Fund.

The Ordinance targets 5% of General Fund expenditures and up to a maximum of 6% of General Fund expenditures to be held in the Net Revenue Stabilization Fund. The Ordinance requires that at least the minimum fund balances be restored to the Rainy Day Fund within three years of any appropriation of fund balance in the Fund. Funds held in Net Revenue Stabilization Fund balance can only be appropriated by the Council if at least one of three circumstances is met:

- The General Fund Operating Reserve falls below one percent of budgeted expenditures;
- A natural or man-made disaster, declared by the President of the United States or the Governor of Oklahoma for the Norman area, has been declared which necessitates emergency expenditures to be made above the 2% Emergency Reserve appropriation;
- A major one-time or capital expenditure has been necessitated, such as for major repairs to City of Norman facilities or equipment damaged in storms or other circumstances.

Net Revenue Stabilization Fund balances are considered to be “Committed” fund balances under accounting standards. The combination of these fund balance reserve requirements results in a minimum of eight percent (8%) of General Fund expenditures to be held in reserve, a target of 9% and a maximum of 10 percent (10%). The City Council has never made any appropriations to spend money from the Rainy Day Fund.

As of the end of FYE 2024, the City projects to meet its Operating Reserve requirements in the General Fund, and the Rainy Day Fund is expected to exceed its (4%) Minimum balance (by \$615,861), and fall short of its (5%) Target balance (by \$363,831). The Council appropriated General Fund revenue of \$265,777 to be deposited to the Rainy Day Fund during FYE 2023.

Council is required by the Rainy Day Fund Ordinance to review the position of the Fund during the fiscal year, at the close of the prior fiscal year audit (in January or February), to consider whether to make a “deposit” to the Rainy Day Fund to restore its Minimum level, to bring it to its Target or Maximum level, or to draw down Rainy Day Fund balances.

Because of the inherent volatility in Norman’s primary sources of General Fund revenue (sales and use tax) and our susceptibility to extreme weather conditions (necessitating unexpected emergency expenditures), it is very important for Norman to maintain adequate fund balances. Projected and actual reserve levels will continue to be proactively managed and balanced with the ability to provide adequate levels of service to our citizens.

FISCAL YEAR 2023-2024 OPERATIONAL BUDGET PREPARATION

General Fund Budget Preparation

As noted in the Community Profile Section, the City of Norman runs a very small, efficient operation compared to cities with similar populations. The cost of providing these General Governmental services have historically grown at a faster rate than the revenue sources to pay for them. With the added ongoing expenses of the last two fiscal years, FYE 2024 General Fund revenues will be exceeded by projected expenses and net revenues are projected to be negative in the future. Fund balances are sufficient to absorb these losses in the near term, but Council will need to continue to make prudent decisions with ongoing expenditures.

Public Transportation and Parking Fund Budget Preparation

The City has completed a Public Transit Master Plan (the “GO Norman” Transit Plan), and is beginning the implementation of route and other service changes recommended by the Plan. A major recommendation of the Public Transit Plan is to move the central Transit Center to a downtown location from the current location on the University of Oklahoma campus. A new downtown Transit Center is under construction and is expected to be completed in 2023.

The Council has directed the expansion of public transit services with a decentralized (on-demand, fee-based service) “micro-transit” service. The expanded service will begin operation in 2023. Due primarily to the expanded service, the Public Transportation Special Revenue Fund is budgeted to receive a revenue transfer (“subsidy”) of \$615,694 from the General Fund to bring the projected Transit Fund balance positive.

Expanded Room Tax Operations

In 1980, the voters of Norman approved a “Transient Guest Room Tax” of four percent (4%) applied to the nightly rental price of hotel rooms in Norman for the purpose of “encouraging, promoting, and fostering the convention and tourism development of the City of Norman”. The Room Tax rate was increased to five percent (5%) in April 2013. At the 5% rate, the Room Tax generated \$1,973,455 in fiscal year 2022-2023. The Room Tax revenue is allocated by Council policy as 50% to tourism attraction, administered by contract with the Norman Convention and Visitors Bureau (“VisitNorman”); 25% to promotion of Norman’s quality of life through the arts and humanities, administered by contract with the Norman Arts Council; and 25% to capital improvements to Norman’s park facilities, administered by the City of Norman Parks Department. On May 9, 2023, the voters of Norman approved an increase in the Guest Room Tax rate from five percent to eight percent (8%). The additional three percent of Room Tax revenue will be used to establish a Sports Commission for Norman, dedicated to the attraction and promotion of sports tourism in Norman and improvements to Norman’s sports facilities. With the completion of major capital facilities funded by the one-half percent NORMAN FORWARD Sales Tax (see discussion in NORMAN FORWARD Section), and with the University of Oklahoma’s pending entrance into the Southeastern Conference in athletics, Norman will be uniquely positioned to attract visitors to statewide, regional, national and international youth and adult sports tournaments. The services, personnel and resources of VisitNorman and the Norman Arts Council will be expanded with the

\$1,275,000 in additional revenue projected to be generated with the increased Room Tax rate to take advantage of the unique tourism and quality of life improvement opportunities presented at this unique point in time in Norman. The Sports Commission will pay entry and application fees to attract sports tournaments to Norman, make temporary and permanent improvements to sports facilities (temporary seating, scoreboards, re-configuration of venues, etc.) for the tournaments once they agree to come to Norman, and work to welcome visitors when they arrive.

Capital Expenditure Budget Preparation

Major City of Norman capital improvement projects are funded by the dedicated 7/10 percent (0.7%) Capital Sales Tax (CST); the ½ percent (0.5%) NORMAN FORWARD and ½ percent (0.5%) Public Safety Sales Tax, utility ratepayer fees, General Obligation Bond issuances, and other sources. Capital projects are detailed in the separate Capital Improvement Projects Budget document, and summarized in the Capital Projects Funds Section. The CST also funds equipment replacements and other “capital outlay” items through transfers from the Capital Fund to the General Fund or related special revenue funds.

General Obligation Bond Programs

On April 6, 2021, the voters of Norman approved a continuation of a rolling five-year General Obligation Bond-financed program to maintain streets throughout Norman. The 2021-2026 Street Maintenance Bond Program will consist of \$27,000,000 in authorized projects in five major areas:

- Urban Asphalt Street Resurfacing
- Rural Asphalt Street Surfacing (in partnership with Cleveland County)
- Urban Concrete Panel Replacement
- Urban Street Reconstruction
- Preventive Street Maintenance

This was the fourth time that voters have renewed the 5-year street maintenance bond program, and the referendum passed with two-thirds (67%) voter approval.

The 2019 “Vision for Norman” General Obligation Bond program for roadway improvement projects (street widening projects with related sidewalks, bike lanes and drainage improvements), authorized for a total of \$72,000,000, is also ongoing. In May 2023, the City issued its 2023A and 2023B bonds to provide funding for the ongoing Street Maintenance and “Vision for Norman” street maintenance and construction programs.

Due to the Oklahoma Constitution’s prohibition against cities using property taxes for operational purposes, voter-approved General Obligation Bonds are the major way that the City can diversify its revenue base and reduce its reliance on sales tax. The Council will consider future capital financing programs with this revenue diversification as a factor in those considerations.

Fleet Replacement Programs

The City Manager recommended and the City Council approved increased allocations for vehicle replacements in the fiscal year 2023-2024. Each year, the Fleet Management Division makes scientific recommendations of fleet equipment which would be economically replaced than maintained. These recommendations are made in the form of a prioritized “Critical” list of vehicles and equipment to be replaced. In most recent years, approximately \$2,000,000 is allocated for vehicle replacements, funded primarily by the Capital Sales Tax. Independent consultant analyses have indicated that the City should be spending approximately \$6,000,000 per year on vehicle replacements. In fiscal year 2023-2024, the following allocations are being made for vehicle replacements, based on the Fleet Management Division’s Critical Replacement List:

\$2,217,217 from the “regular” Capital Sales Tax Outlay Allocation – 21 Vehicles/Equipment
\$3,218,500 Allocated from the General Fund – 7 Vehicles, Included 2 Fire Pumper Trucks
\$1,461,780 Allocated from the Seizures and Restitution Fund for 18 Police Vehicles

The additional \$4,680,280 allocated in FYE 2024 (above the “regular” Capital Outlay allocation) for fleet replacements will substantially improve the conditions of the City’s vehicle fleet.

NORMAN FORWARD Sales Tax Capital Projects Fund

On October 13, 2015, the citizens of Norman approved a ½ percent (0.5%), 15-year duration sales tax to pay for quality of life improvements throughout Norman. The approved initiative includes the following major capital projects:

• New Central Branch Library	\$ 39,000,000
• New East Branch Library	\$ 5,000,000
• Neighborhood Park/Trail Projects	\$ 14,500,000
• New Indoor Aquatic Facility	\$ 14,000,000
• Westwood (Outdoor) Pool Facilities	\$ 12,000,000
• Griffin Park Soccer Facility	\$ 11,000,000
• Griffin Park Land Acquisition	\$ 10,000,000
• Reaves Park Baseball/Softball Facility	\$ 10,000,000
• New Community Park Development	\$ 9,500,000
• New Indoor Multi-Sport Facility	\$ 8,500,000
• James Garner Avenue Extension	\$ 6,000,000
• Road Improvements	\$ 2,730,000
• New Youth Football/Adult Softball Complex	\$ 2,500,000
• Canadian River Park Development	\$ 2,000,000
• Westwood Tennis Center Improvements	\$ 1,000,000

The NORMAN FORWARD Ordinance also authorizes funds from the NORMAN FORWARD Sales Tax (NFST) to be used for other projects and services such as public art at NFST facilities; a senior citizen’s center; and staff and consultant support in the design, construction and maintenance of the NFST facilities.

Because of the intended completion schedule of the major NFST projects, debt financing was anticipated and authorized to move the projects forward ahead of the tax revenues being received. The first of three anticipated Sales Tax Revenue Note issuances was completed by the Norman Municipal Authority in December, 2015, a second Revenue Note was completed in June, 2017, and the final issuance of NFST-backed NMA Notes was completed in December, 2020.

Several of the NORMAN FORWARD facilities have been completed and are being enjoyed by Norman residents and visitors:

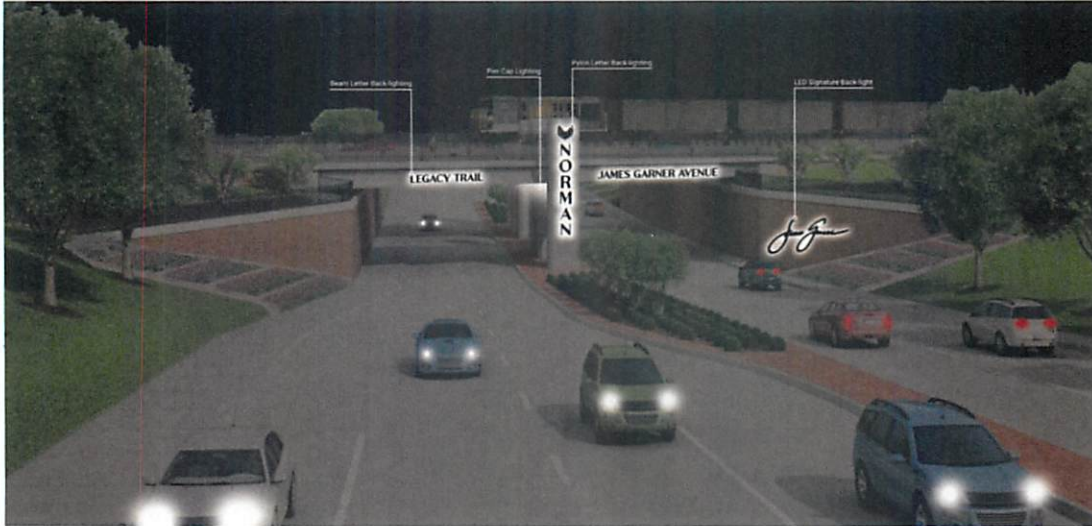
- Westwood Family Aquatic Center
- Norman Public Library, East and Central Branches
- Westwood Tennis Center Improvements
- Ruby Grant Community Park
- Blake Baldwin Skate Park at Andrews Park
- Reaves Park Softball/Baseball Complex

The Senior Center was authorized as a Norman Forward project, but no funds were allocated to the project until Council directed that \$7.6 million in NFST funds be re-programmed to the construction of the facility, and that the services provided at the facility be expanded from recreational programs to include wellness programs. The “Senior Wellness Center” (“Adult Wellness and Education, or “AWE”) began construction in 2021 and will be completed in 2023. Supplemental funding was made available for the AWE Center from city Coronavirus Aid, Relief and Economic Recovery Act reimbursement funds, and from proceeds of the sale of City-owned land to the Norman Regional Hospital System, bringing the total construction cost of the facility to over \$13 million.

Several neighborhood park refurbishment projects have been completed as a part of the ongoing NORMAN FORWARD project to replace playground equipment and other facilities at all of the Norman’s public parks. The design of improvements to Saxon Community Park is ongoing. Improvements and expansion of the Griffin Park Soccer Complex are expected to be completed in 2023.

Public art installations have become a major component of the NORMAN FORWARD program. Major public art installations have been completed at the entrance to the Westwood Complex, in Andrews Park, at the East Branch Library, at Ruby Grant Park, and at the Norman Public Library, Central Branch.

The construction of the extension of James Garner Boulevard, from an intersection with Flood Avenue to the completed Acres Street intersection, will begin in the fall of 2022. The project will improve traffic flow into and out of downtown Norman tremendously, as well as serving the NORMAN FORWARD Central Library and Andrews Park facilities. This extension will be highlighted by public art and bridge abutment enhancements honoring one of Norman’s most famous natives, the award-winning actor James Garner.



Nighttime View of James Garner Avenue Overpass of Robinson Street

A future phase of the James Garner Avenue project will extend from Acres to Duffy, serving the Norman Depot and the Cleveland County Courthouse Complex.

The City purchased land in the University North Park (UNP) development for the siting of the NORMAN FORWARD Indoor Multi-Sport (volleyball, cheerleading, basketball, gymnastics, etc.) and Indoor Aquatic Center. Funding for the land purchase and supplemental construction funding was provided from the UNP Tax Increment Finance District Fund (discussed below). The Trae Young Family Foundation has agreed to provide additional construction funding through the purchase of the naming rights to the facility (NBA All-Star Trae Young of the Atlanta Hawks is a Norman native and resident) for \$4,000,000, the largest donation in Norman's history. The project is under construction and is depicted throughout these Budget documents. Completion is scheduled for late 2023.

Locating these major recreational facilities within walking distance of the many hotels, retail establishments and transportation facilities in UNP and adjacent to the OU/Westheimer Airport will make Norman an attractive location for state and regional sports tournaments and other activities, drawing visitors and consumers to the City. By the time the NORMAN FORWARD Sales Tax reaches the halfway point of its 15-year tenure (July 2023), all of the major facilities will have been completed or will be nearing completion.

As all of these projects progress, the full benefit of the NORMAN FORWARD program will begin to be enjoyed.

UTILITY ENTERPRISE FUNDS

The City of Norman operates three utility enterprises: Sanitation, Water, and Water Reclamation (also known as "Wastewater" or "Sewer"). Enterprise funds are established to account for the operations of the City that endeavor to operate like private businesses, in that their services are provided to a discrete base of customers, as opposed to the citizenry as a whole, and user fees are

charged to those customers at a level that seeks to recover the full costs of providing the services. The financial status of the Water and Sewer Utilities is largely driven by capital projects.

Norman Water Enterprise Utility

On June 13, 2023, the voters of Norman approved a water rate increase to fund ongoing maintenance of the Norman Water Utility's distribution system, including location of lead and copper pipes to be replaced, as mandated by federal standards (approximately 300 miles of the 600 miles of water line in the NUA water distribution system are made of metal, and will eventually need to be replaced). This was the first increase in Norman water rates since 2015. The rate increase will also fund improved treatment processes for the NUA groundwater (wells) supplies, treating the well water with residual fluoride and other chemicals produced in NUA surface water treatment systems. Projected revenues from this rate increase were not included in the FYE 2024 budget; a formal budget amendment will be prepared to account for these revenues.

Future water rate adjustments will be needed to fund needed capital projects which have already been identified, including the actual replacement of the NUA's iron and copper pipes, and to continue to meet federal drinking water standards. Norman is the only city in Oklahoma and one of only a few municipal water systems in the U.S. where voter approval is required for rate increases.

Norman Wastewater Reclamation (Wastewater) Enterprise Utility

A new administrative facility for the Utility's Line Maintenance Division is nearing completion, as depicted in photographs in this document. Once complete, line maintenance staff will shift to the new facility in east Norman, and free up space in the City's "North Base Service Center".

Norman Sanitation Enterprise Utility

The Norman Sanitation Utility provides automated municipal solid waste collection and public access transfer station disposal for City customers. The Utility also provides recycling drop-off centers, yard waste collection and composting services, and on-call bulky item pickup services. Curbside recycling collection services, included in basic sanitation customer rates, are provided by an independent contractor. The Norman Sanitation Utility, reflecting the desires of customers and Norman residents, is firmly committed to recycling and reuse of waste products, to the extent practical.

The Sanitation Utility is also completing new administrative offices, parking and employee facilities within the North Base Service Center. The facility was paid for from within ratepayer revenues provided.

Norman Storm Water Utility

Since National Pollutant Discharge Elimination System (NPDES) regulations were promulgated by the U.S. Environmental Protection Agency in the 1990's, the City of Norman has known that its programs in stormwater drainage management, point-source water quality mitigation and other

factors would, by law, have to be improved. Since the adoption of the City of Norman's *Stormwater Master Plan* in 2009, the City has had a plan for how to meet these regulations and professional estimates of the operational and capital costs to do so. The City of Norman has not, however, implemented a stormwater utility fee to pay for the improvements, as have most cities confronted by the same mandated costs. Other cities in Oklahoma and across the country have implemented similar storm water program enhancements over the past 20 years through the adoption of Storm Water Utility (SWU) rates. Norman is the only large city in Oklahoma without a SWU.

The City Council has programmed the use of \$3,000,000 of American Rescue Plan Act (ARPA) entitlement funds for stormwater capital improvements. The highest priority capital project identified in the 2009 Stormwater Master Plan was for streambank and erosion control improvements to the Imhoff Creek. The Council appropriated ARPA funds to match Federal Emergency Management Agency grant funding to complete the Imhoff Creek improvements.

The City will continue to budget for its ongoing stormwater maintenance and related programs within the General Fund and Capital Fund, but the allocations will be far short of requirements of the federal NPDES permit. Future year budgets will be required to provide more adequate funding for these services.

CAPITAL BUDGET

Detailed information on individual capital improvement projects is given in the Fiscal Year Ending 2024 Capital Improvements Project (CIP) Budget document. Pursuant to voter-approved ordinances, seven-tenths of one percent (0.7%) of sales tax revenue is dedicated for capital improvements, and this is a primary source of revenue for the Capital Fund.

CITY COUNCIL BUDGET ACTIONS AND ADOPTION

The fiscal year 2023-2024 budget was presented to Council in a series of public study session meetings, beginning on April 18th. Two formal public hearings on the City Manager's Proposed Budget were held as a part of the budget consideration process. Based on input from Council during these meetings, several amendments to the City Manager's Proposed Budget were considered and ultimately adopted by the Council on June 13th:

- Increase Debt Service Fund allocations by \$1,342,250 to pay principal and interest payments on the 2023A and 2023B General Obligation Bonds issued by the City in 2023.
- Increase projected Room Tax revenue and expenditures by \$1,275,000 to reflect the voter-approved Room Tax rate increase.
- Increase electricity account allocations in the Water Fund (\$16,500) and Wastewater Reclamation Fund (\$33,500) for solar generation fees.

- Increase Capital Fund allocations (transferred from General Fund) by \$25,000 to design street and drainage improvements on Reed Avenue.
- Increase General Fund allocations for passenger greeting services at the Santa Fe Depot by \$4,000.
- Increase Capital Fund allocations (transferred from General Fund) by \$300,000 for capital facility improvements in compliance with Americans with Disabilities Act guidelines.
- Decrease Public Transportation Fund allocations by \$99,768 to eliminate the installation of parking meters along Main Street in downtown Norman.
- Increase Public Transportation Fund allocations by \$12,640 for utility costs at the new Transit Center.
- Increase Public Safety Sales Tax allocations by \$2,100,000 for the purchase of an additional ladder truck.
- Increase Capital Fund allocations (transferred from General Fund) by \$416,635 for additional sidewalk improvement programs.
- Increase Capital Fund allocations (transferred from General Fund) by \$150,000 for a two-year pilot Public Mural Art program.
- Increase Norman Forward Fund allocations by \$358,916 to correct total project allocations.
- Decrease Wastewater Reclamation Fund allocations by \$533,041 to eliminate a discontinued revenue source.
- Increase Capital Fund allocations (transferred from General Fund) by \$500,000 for improvements to 718 N. Porter.

The Fiscal Year 2022-2023 Budget, as amended, was adopted at a Special Council Meeting on June 13, 2023. The budget adoption was the culmination of months of public input and Council discussion of the budget, making it truly a policy, communications, operations and financial document.

SUMMARY

The fiscal year 2023-2024 budget reflects a period of relative plenty in some City operations. The City has directed increased personnel in targeted areas and increased employee compensation, along with allocating funds for one-time capital improvements in prioritized areas. Under the direction of the Council, the City will continue to work within limited resources to provide the services which our residents deserve and demand while looking for new or more efficient revenue sources and/or reducing services in targeted areas. It is to the great credit of our policy makers,

City employees and our citizens that Norman continues to be able to provide these basic services and capital improvements, given our relatively small means. I would be remiss if I did not recognize our elected officials for your leadership throughout this budget year and budget preparation process.

We encourage our residents and visitors to peruse this budget document at their leisure and as their needs require. The Budget documents and all other financial information of the City are open records and our staff and I stand ready to respond to questions that readers have related to the Budget documents.

Sincerely,



Darrel Pyle,
City Manager



COMMUNITY PROFILE

History of Norman, Oklahoma

In 1870, the United States Land Office contracted with a professional engineer to survey much of Oklahoma territory. Abner E. Norman, a young surveyor, became chairman and leader of the central survey area in Indian Territory. The surveyor's crew burned the words "NORMAN'S CAMP" into an elm tree near a watering hole to taunt their younger supervisor. When the "SOONERS" (those who headed west before the official Land Run date, April 22, 1889) and the other settlers arrived in the heart of Oklahoma, they kept the name "NORMAN." Today, with an estimated 131,449 residents, Norman is the third largest city in the State of Oklahoma.

Norman was primarily developed around the Santa Fe Railroad. Home to a passenger depot as well as a freight station, Norman became the headquarters for the railway. As business grew, it was necessary to expand the depot three times in the first few years of its existence. The last expansion was announced by J.E. Hurley, General Manager of the Santa Fe Railway, in 1909. The Santa Fe Depot was deeded to the City in 1972 and has had major renovations in the recent past.



The City of Norman has agreed to preserve and maintain the Santa Fe Depot as a historical landmark and use the building in a manner as to benefit the entire community. Performing Arts Studio, Inc. leases the building for rental of meetings, banquets and parties. Daily Amtrak passenger service is provided at the depot as well.

The railroad laid the foundation for Norman to flourish into a prominent city. While other Oklahoma towns were battling to be the capitol, Norman's Mayor, T.R. Waggoner, directed a bill through the Territorial Legislature to become home of the state's first institution of higher learning. In 1890, Norman was chosen as the location for the University of Oklahoma (OU), contingent upon the county passing bonds to construct a building. Town and country residents were also required to donate 40 acres of land for a campus site. The residents of Norman were successful in all their plans to be OU's home and by 1895, the university enrolled 100 students. Today, the Norman campus has an enrollment of approximately 26,695.

Today, OU and the City of Norman are still making history. Norman is recognized as one of the most progressive cities in the state and the Norman Public School system is acknowledged as one of the top school systems in Oklahoma.

Norman's rich history plays an important role in citizen's lives and we continually make our history book more exciting with each passing year.

Norman — The City of Festivals

Widely recognized as the “City of Festivals”, Norman is the host of several annual festivals that are free to the public. Spring and Summer festivals include the Medieval Fair, Earth Day Festival, Norman Music Festival, May Fair, Juneteenth Festival, Jazz in June, and Midsummer Night’s Fair in July. Fall and Winter festivals include a Holiday Celebration in December and the Chocolate Festival held in February.



Juneteenth Festival



Medieval Fair held in the Spring



Chocolate Festival in February



Jazz in June



Earth Day Festival in April



Midsummer Night’s Fair held in July

Community Profile


Norman is Oklahoma's third largest city and is home to the University of Oklahoma Sooners. Family oriented activities are abundant in Norman. Places of interest include Lake Thunderbird, great shopping areas including Campus Corner and Downtown Norman, and the Sam Noble Oklahoma Museum of Natural History. The City of Norman also sponsors several events throughout the year including Norman Day, held on the 4th of July and Norman's annual "Best" Easter Egg Hunt.



Max Westheimer Airport




Owen Field and Oklahoma Memorial Football Stadium



Norman Music Festival



Lake Thunderbird



Sam Noble Oklahoma Museum of Natural History



Norman Day at Reaves Park

Photos courtesy of Norman Convention & Visitor's Bureau

Community Profile

Municipal Parks and Recreation



Community & Special Use centers	10
Number of developed parks	64
Developed park acreage	999.85
Number of undeveloped parks	5
Undeveloped park acreage	171.55
18-hole golf courses	1
Disc golf courses	5
Swimming pools	4
Sprayground / Water Playground	3
Waterslides	3
Tennis courts	26
Skate park	4
Competition baseball / softball fields	31
Competition Soccer fields	25
Neighborhood practice baseball fields	30
Neighborhood soccer practice goals	27
Recreational football fields	9
Outdoor half-court basketball courts	28
Outdoor full-court basketball courts	5
Recreational / Fishing Ponds	9
Dog Parks	2
Miles of Walking Trails	36.7

Demographic Statistics Last Ten Years

Year	(1) Population	(2) Per Capita Income	(2) Median Age	(3) School Enrollment	(4) Unemployment Rate
2013	115,562	27,343	29.7	15,510	5.0
2014	118,197	26,267	29.9	15,739	4.2
2015	118,040	27,749	30.2	15,745	3.8
2016	120,284	28,273	30.1	15,944	4.2
2017	122,180	28,458	30.3	16,363	4.2
2018	122,843	30,168	30.3	16,162	3.5
2019	123,471	28,977	30.1	16,289	3.2
2020	124,880	30,449	30.4	14,419	6.7
2021	128,026	31,710	30.9	15,449	3.2
2022	128,097	31,877	30.9	16,430	2.9

Sources:

- (1) Obtained from census data
- (2) U.S. Census Bureau; 1-yr. American Community Survey Estimate
- (3) Norman Public Schools
- (4) U.S. Department of Labor

Community Profile

Facilities and services not included in the reporting entity:

Hospitals:

Number of Hospitals	2
Number of licensed patient beds (Norman Regional)	219
Number of licensed patient beds (Healthplex)	168

Education (2022-2023 School Year):

Total school enrollment – Norman Public Schools	15,786
Number of elementary schools	17
Number of elementary students	7,463
Number of elementary school instructors	632
Number of secondary schools	6
Number of secondary school students	8,323
Number of secondary school instructors	509
Number of vocational technology centers	1
Number of universities	1



The University of Oklahoma campus

Major Employers in Norman

<u>Name</u>	<u>Product / Service</u>	<u>Employees</u>
The University of Oklahoma (Norman Campus only)	Education Services	11,085
Norman Regional Hospital	Medical Services	3,040
Norman Public Schools	Education Services	1,923
York International / Johnson Controls	Heating / Air Conditioning	1,030
Wal-Mart	General Merchandise Retailer	950
City of Norman	Government Services	910
Hitachi	Electronics Manufacturer	400
NOAA National Severe Storm Laboratory	National Weather Services	400
Cleveland County	Government Services	396
Target	General Merchandise Retailer	380

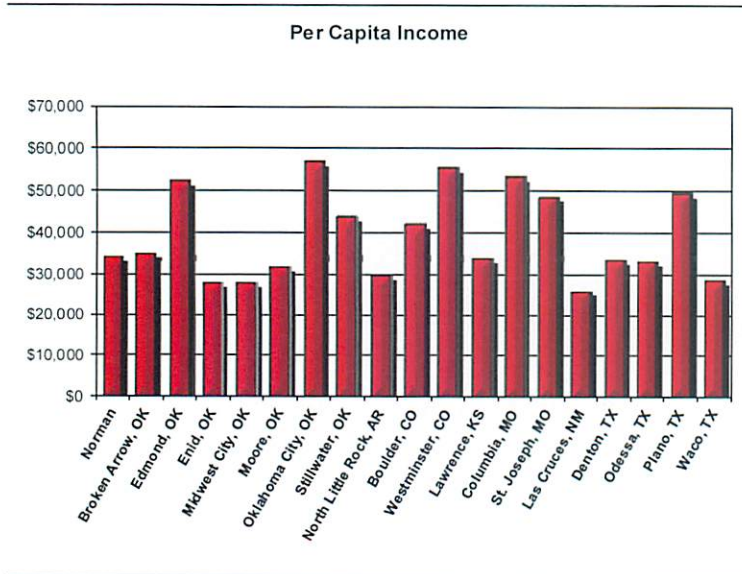
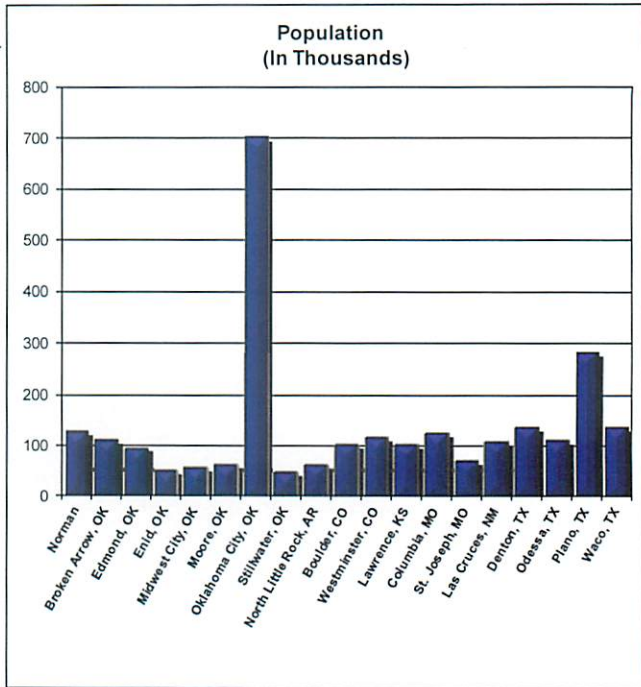
INTER-CITY BENCHMARK COMPARISONS

For purposes of comparative analysis, Norman compares (“benchmarks”) itself to 18 other cities for a variety of criteria. These cities are generally selected based on the following factors.

1. Population within 20 percent (+ / - 20%) of Norman’s
2. Located within a Metropolitan Statistical Area
3. Site of a major university
4. Located in Oklahoma or a bordering state

Inter-City Benchmark Comparison

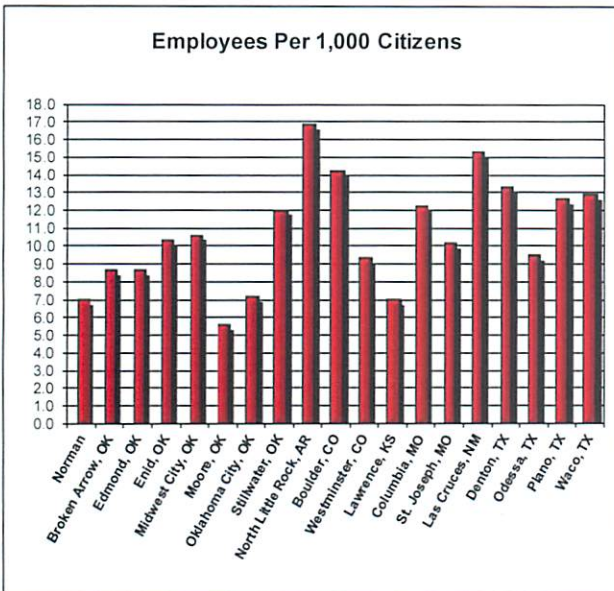
City	Population	Median Age	Square Miles
Norman	131,449	32.5	189.5
Broken Arrow, OK	113,540	38.6	55.0
Edmond, OK	97,811	36.7	90.0
Enid, OK	51,327	35.1	73.9
Midwest City, OK	58,145	36.0	24.4
Moore, OK	63,492	34.1	22.5
Oklahoma City, OK	702,717	36.1	620.4
Stillwater, OK	48,134	25.6	28.4
North Little Rock, AR	64,591	35.4	56.2
Boulder, CO	104,175	28.9	27.4
Westminster, CO	118,929	37.6	34.0
Lawrence, KS	105,295	31.1	34.9
Columbia, MO	126,850	29.2	67.6
St. Joseph, MO	71,602	37.6	44.8
Las Cruces, NM	111,385	32.5	77.0
Denton, TX	139,869	31.1	98.0
Odessa, TX	114,428	32.0	51.4
Plano, TX	285,494	38.3	72.0
Waco, TX	138,486	29.5	101.2



City	Per Capita Income
Norman	\$34,554
Broken Arrow, OK	\$35,079
Edmond, OK	\$52,392
Enid, OK	\$28,158
Midwest City, OK	\$28,056
Moore, OK	\$32,178
Oklahoma City, OK	\$57,150
Stillwater, OK	\$43,952
North Little Rock, AR	\$29,943
Boulder, CO	\$42,203
Westminster, CO	\$55,759
Lawrence, KS	\$34,072
Columbia, MO	\$53,583
St. Joseph, MO	\$48,716
Las Cruces, NM	\$26,291
Denton, TX	\$33,743
Odessa, TX	\$33,346
Plano, TX	\$49,792
Waco, TX	\$28,948

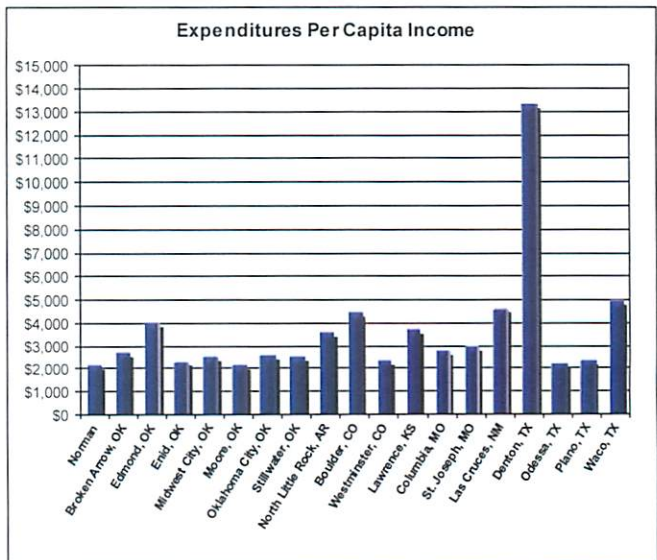
CITY OF NORMAN

City	Public School Enrollment	Unemployment Rates	Top Three Property Tax Payers
Norman	15,786	4.30%	Oklahoma Gas & Electric (OG&E), Wal-Mart/Sam's Stores, Inc., AVARA/Astellas
Broken Arrow, OK	18,530	3.40%	not available
Edmond, OK	26,190	2.00%	not available
Enid, OK	7,781	2.50%	ADM Milling, Oklahoma Gas & Electric, Consolidated Grain and Barge, Inc.
Midwest City, OK	12,436	3.90%	Sooner Town Center LLC, OG&E, Pine Oaks Apartments LP
Moore, OK	24,500	2.90%	Mission Pointe Apartments Ltd., Oklahoma Gas & Electric, Walmart/Sam's
Oklahoma City, OK	34,824	3.00%	Oklahoma Gas & Electric (OG&E), Devon Energy Headquarters LLC, Hobby Lobby Stores
Stillwater, OK	6,486	3.40%	Stillwater Ranch Holdings LLC, Brookside Stillwater, Links at Stillwater
North Little Rock, AR	8,216	4.50%	not available
Boulder, CO	30,000	2.60%	not available
Westminster, CO	8,320	4.70%	not available
Lawrence, KS	10,896	2.60%	Evergy, Links at Kansas, Walmart
Columbia, MO	18,800	3.90%	Union Electric, Shelter Insurance Company, Broadway Crossings II
St. Joseph, MO	10,530	2.40%	Boehringer Ingelheim Animal Health, AG Processing, East Hills Property
Las Cruces, NM	23,711	4.40%	El Paso Electric Company, Memorial Medical Center, Las Cruces Medical Center LLC
Denton, TX	30,189	4.40%	Paccar Inc, Columbia Medical Center of Denton, Nland Western Denton Crossing Ltd.
Odessa, TX	31,775	4.40%	Oncor Electric Delivery Co. LLC, La Frontera Holdings LLC, Halliburton Manufacturing
Plano, TX	49,942	5.10%	Toyota Motor North America Inc., Legacy West Investors LP, JP Morgan Chase Bank
Waco, TX	14,399	3.20%	Mars Snackfood/ WM Wrigley, Coca Cola Company, L-3 Communications Corp.



City	Full-Time & Permanent Part-Time Budgeted Positions	Employees Per 1,000 Citizens
Norman	916	7.0
Broken Arrow, OK	980	8.6
Edmond, OK	840	8.6
Enid, OK	526	10.2
Midwest City, OK	617	10.6
Moore, OK	351	5.5
Oklahoma City, OK	4,989	7.1
Stillwater, OK	576	12.0
North Little Rock, AR	1,092	16.9
Boulder, CO	1,479	14.2
Westminster, CO	1,110	9.3
Lawrence, KS	889	7.0
Columbia, MO	1,556	12.3
St. Joseph, MO	722	10.1
Las Cruces, NM	1,705	15.3
Denton, TX	1,855	13.3
Odessa, TX	1,085	9.5
Plano, TX	3,606	12.6
Waco, TX	1,787	12.9

City	Budgeted Revenues (In Millions)	Budgeted Expenditures (In Millions)	Expenditures Per Capita
Norman	\$263.14	\$281.43	\$2,141
Broken Arrow, OK	\$310.98	\$310.98	\$2,739
Edmond, OK	\$309.87	\$397.34	\$4,062
Enid, OK	\$113.07	\$117.73	\$2,294
Midwest City, OK	\$117.41	\$149.20	\$2,566
Moore, OK	\$137.40	\$137.40	\$2,164
Oklahoma City, OK	\$1,836.07	\$1,836.07	\$2,613
Stillwater, OK	\$137.55	\$122.04	\$2,535
North Little Rock, AR	\$233.20	\$233.20	\$3,610
Boulder, CO	\$471.40	\$462.50	\$4,440
Westminster, CO	\$281.14	\$283.82	\$2,386
Lawrence, KS	\$413.65	\$478.22	\$3,770
Columbia, MO	\$405.41	\$353.40	\$2,786
St. Joseph, MO	\$224.11	\$213.13	\$2,977
Las Cruces, NM	\$359.53	\$515.45	\$4,628
Denton, TX	\$1,866.32	\$1,866.32	\$13,343
Odessa, TX	\$254.24	\$255.27	\$2,231
Plano, TX	\$738.70	\$677.02	\$2,371
Waco, TX	\$661.69	\$696.19	\$5,027



Government Facilities and Service Statistics

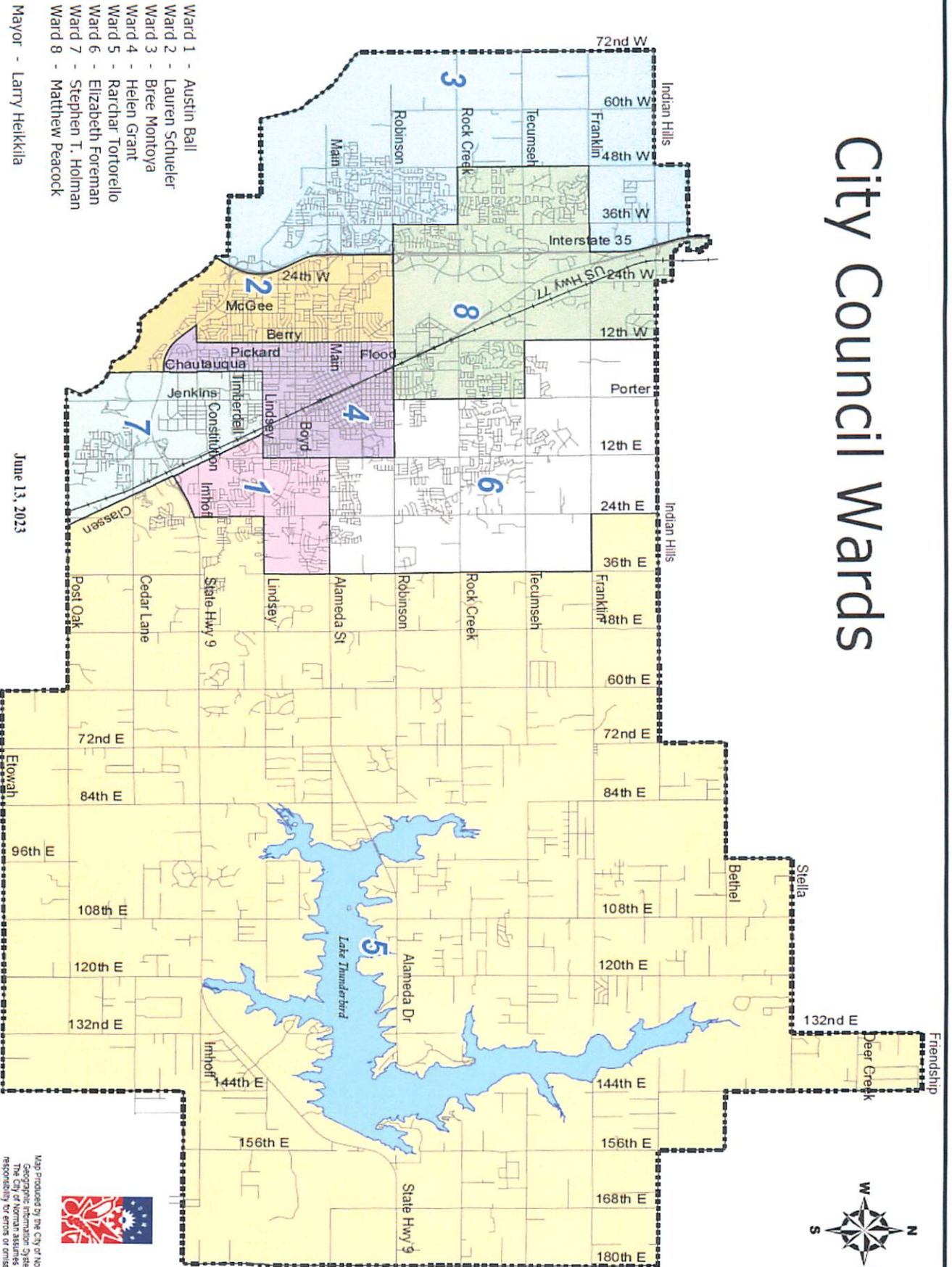
Year of Incorporation: 1891

Form of Government: Council / Manager



Area in square miles	189.5
General Obligation Debt Rating (Moody's rating)	Aaa
Number of Employees (excluding police and fire):	
Union	374
Non-Union	206
Fire Protection:	
Number of Stations	9
Number of fire personnel	164
Number of calls answered (for 2022)	17,762
Number of inspections conducted (for 2022)	775
Police Protection:	
Number of stations (includes Norman Investigations Center)	2
Number of police personnel (includes emergency communications & animal welfare staff)	254
Number of black and white patrol units	92
Number of arrests including warrant requests (for 2022)	2,376
Traffic violations (for 2022)	10,378
Parking violations (for 2022)	9,247
Number of reported crimes (NIBRS Groups A & B 2022)	15,517
Police Department Calls for service (for 2022)	88,671
Sewerage System:	
Miles of sanitary sewers maintained by the City	518.5
Miles of storm sewers maintained by the City	102
Number of treatment plants	1
Daily average treatment in gallons	11,000,000
Design capacity of treatment plant in gallons	17,000,000
Water System:	
Miles of water mains maintained by the City	635.1
Number of service connections (includes 1,109 sprinkler connections)	42,312
Number of fire hydrants	6,641
Daily average production in gallons (for 2021-excluding water purchased from OKC)	13,340,000
Maximum daily capacity of plant in gallons	17,000,000
Number of water wells in operation	32
Street Maintenance:	
Miles of urban streets maintained by the City	550.3
Miles of rural streets maintained by the City	233.3
Number of street lights	6,680
Number of signalized locations	258

City Council Wards



- Ward 1 - Austin Ball
- Ward 2 - Lauren Schueler
- Ward 3 - Bree Montoya
- Ward 4 - Helen Grant
- Ward 5 - Rarchar Tortorello
- Ward 6 - Elizabeth Foreman
- Ward 7 - Stephen T. Holman
- Ward 8 - Matthew Peacock

Mayor - Larry Heikilla

June 13, 2023



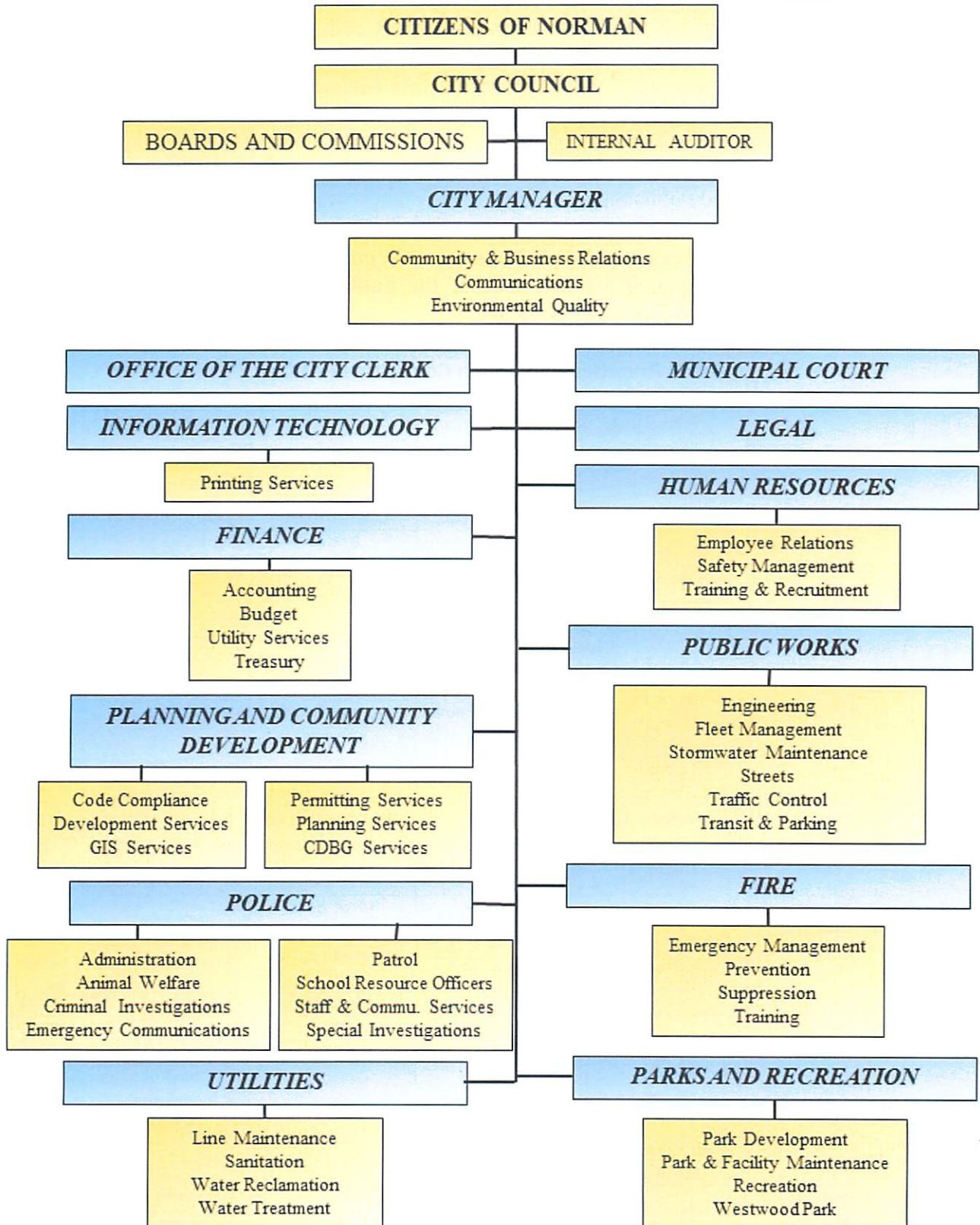
Map produced by the City of Norman
 GIS Department
 The City of Norman assumes no
 responsibility for errors or omissions
 in the information presented.



OVERVIEW / STATISTICAL

INTRODUCTION

The purpose of the Overview/Statistical section of the Budget is to offer an overview of the approved budget along with historical information for comparison. The intent of this section is to give the reader a quick insight to the overall budget and provide a basis for better analysis and understanding of the detailed document.



COUNCIL STRATEGIC PLAN, PRIORITIES, AND ISSUES

At the start of each fiscal year, which is also the start of New Council Member terms, the Norman City Council conducts a facilitated strategic planning retreat, at which goals and plans for the coming year or years are discussed. Through the Retreat discussion, priority is given to those strategic areas in which the most interest is shown by Council Members. Through Council consensus at this Retreat, the various Council committees are given assignments of areas of concentration within their committee’s purview, which will result in Council action and/or directions to the City Manager over the coming fiscal year or longer-term if addressing the priority will take more than a year, or require future voter consideration. For FYE 24, Council’s priorities include impacts on the City related to the University of Oklahoma’s move to the Southeastern Conference, as well as the completion of multiple Comprehensive Plan updates including Transportation, Stormwater, and Public Safety.

MISSION STATEMENT: Through sustainable, innovative policies that enhance the lives of all residents, the Norman City Council are stewards of the public trust, committed to improving quality of life and responsibly investing in our future.

Council Priorities and Action Committees - 2023

<u>City Council</u>	<u>Business & Community Affairs Committee</u>	<u>Finance Committee</u>	<u>Planning & Transportation Committee</u>	<u>Oversight Committee</u>
Transit - Evaluation of Routes	Entertainment Overlay Districts	Evaluation of City Fees	Bridge Maintenance Bond Program	Carport Ordinance
Policing/ Police Accountability	East-side Tax Increment Finance Districts	Business Development related to the University of Oklahoma's move to the Southeastern Conference (SEC)	Traffic Management around the OU campus	Noise Ordinance
NORMAN FORWARD Project Updates	Downtown Tax Increment Finance Districts	Homelessness	Equity in Parks/ Expanded Spaces/ Pop up Parks	Sobering Center
Comprehensive Plan	Strong Towns	Mental Health/ Addiction in the Community	North Base Development related to the Airport - SEC	Council Handbook
Stormwater Master Plan Updates	Griffin Urban Land Institute Study	Restructuring Council Meetings	Tree Canopy Master Plan - Tree Planting Program	Boards & Commissions
Transportation Plan Updates	Pattern Zoning		Protected Bike Lanes/ Policies	Community Engagement Program
Public Safety Study Updates	Small Developer Incentives			Health Privacy
Affordable Housing	Tourism Initiatives			Unsolicited Junk Mail

CITY OF NORMAN

PERSONNEL HISTORY
(Headcount for all FT and PPT Personnel)

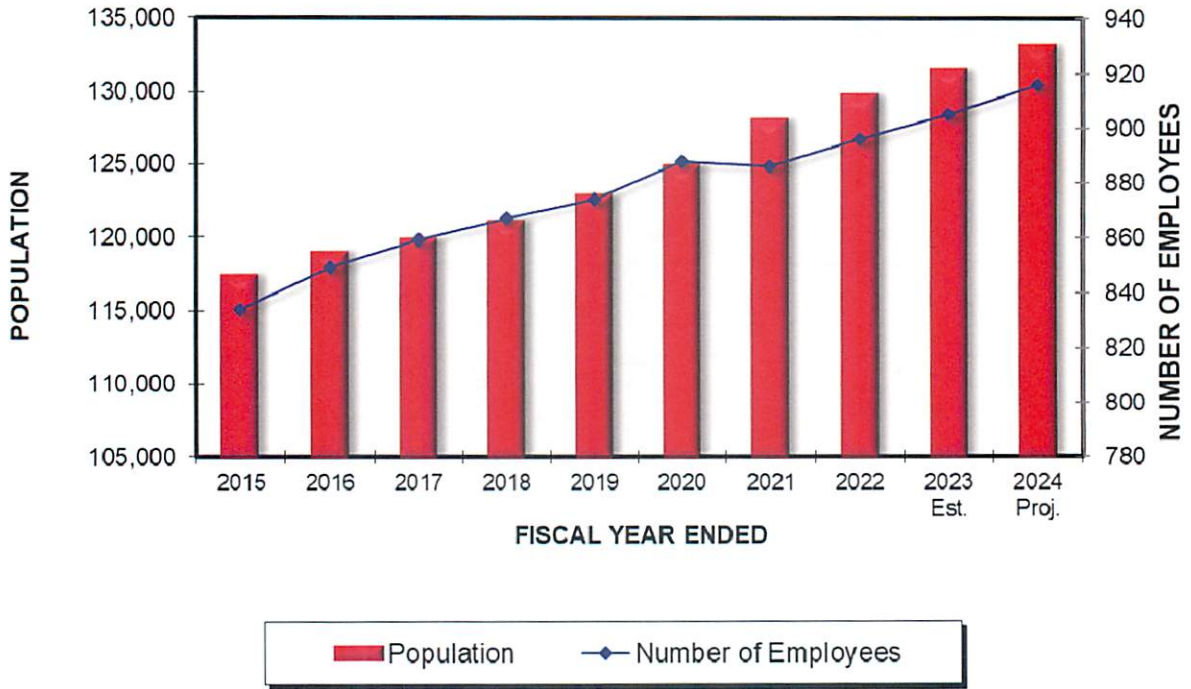
FUND	FYE 13	FYE 14	FYE 15	FYE 16	FYE 17	FYE 18	FYE 19	FYE 20	FYE 21	FYE 22	FYE 23	FYE 24
GENERAL	602	596	599	610	615	619	626	630	622	629	629	642
PUBLIC SAFETY SALES TAX	67	69	71	77	79	82	82	84	84	84	84	86
CDBG	6	6	6	5	5	5	5	5	8	7	6	4
SPECIAL GRANTS	1	0	0	0	0	0	0	0	0	0	0	0
SEIZURES & RESTITUTIONS	0	1	1	0	0	0	0	0	0	0	0	0
WESTWOOD PARK	8	8	8	8	8	8	9	9	9	9	9	10
WATER	52	51	51	50	50	51	51	52	52	52	62	61
WATER RECLAMATION	22	22	22	42	43	43	43	44	44	44	44	40
SANITATION	51	51	51	51	52	52	52	52	52	55	55	57
RISK MANAGEMENT	1	1	1	1	1	1	1	1	1	1	1	1
CAPITAL PROJECTS	3	3	3	3	5	5	4	4	4	5	5	5
SEWER MAINTENANCE	21	21	21	1	1	1	1	1	1	1	1	1
PUBLIC TRANSPORTATION	0	0	0	0	0	0	0	6	9	9	9	9
TOTAL	834	829	834	848	859	867	874	888	886	896	905	916

FYE 21 to FYE 22 - During FYE 21 cut a Development Coordinator and added a Diversity and Equity Officer in the City Manager's Department. Added a Service Technician and a Transit & Parking Manager to the Public Transportation Fund. Added an Outreach Case Coordinator and an Outreach Housing Liason to the CDBG Fund. For FYE 22 added a Plumber/Tradesworker to the City Clerk's Department, added a Traffic Signal Locator/Inspector to the Public Works Department, added 3 Maintenance Workers I to the Parks Department, added a Maintenance Worker I and an Administrative Technician III to the Public Transportation Fund, and added a Hazardous Waste Facility Manager, a Sanitation Worker I, and a Sanitation Worker II to the Sanitation fund. Moved a Homeless Technician from the CDBG Fund to the General Fund.

FYE 22 to FYE 23 - During FYE 22 combined the Sustainability Coordinator position in the City Manager's Department with the Environmental Services Coordinator in the Water Reclamation Department and kept the position in the Water Reclamation Department, added a Municipal Accountant I position to the Finance Department, added an Administrative Technician III to the Human Resources Department, cut a permanent part time Victim Advocate position in the Police Department, added a permanent part time Administrative Technician II position in the Fire Department, closed a permanent part time Transit Support Technician position and a Transit Service Technician position in the Public Transportation Fund, added a Capital Projects Engineer position to the Public Works Department in the Capital Fund. For FYE 23, closed an Internal Auditor Technician position in the City Manager's Department, added 9 Police Officers to the Police Department, moved the Hazardous Household Waste Coordinator from the Sanitation Department and the Cross Connection Program Coordinator from the Water Department to the Water Reclamation Department, added a Network and Infrastructure Engineer position to the IT Department, added a permanent part time Recreation Leader I to the Parks and Recreation Department, and closed an Outreach Case Coordinator position in the CDBG Fund, moved 10 Meter Services positions from the Finance Department to the Line Maintenance divisions in the Utility Funds, and moved 2 Printing Service Operators from the Finance Department to the IT Department.

FYE 23 to FYE 24 -moved the Chief Diversity & Equity Officer and ADA Technician positions from the City Manager's Department to the Human Resources Department, added an Administrative Technician IV and a Long Range Planner and closed a Homeless Technician position in the Planning Department, added a Database Manager, a Victim Advocate, an Animal Welfare Technician and a Pet Adoption Coordinator position to the Police Department, closed 4 part-time custodian positions in the Parks and Recreation Department, closed the Outreach Housing Liason and Homeless Coordinator positions in the CDBG Fund, and added a Golf Operations Manager position to the Westwood Fund. For FYE 24, added an Assistant City Manager to the City Manager's Department, transferred a Stormwater Program Specialist and two Stormwater Compliance Inspectors from the Public Works Department to the City Manager's Department, transferred an Admin Tech III, an Environmental & Sustainability Manager, an Environmental Services Assistant, a Pollution Prevention Specialist, a Cross Connection Program Coordinator, and a Household Hazardous Waste Coordinator from the Water Reclamation Fund to the City Manager's Department in the General Fund, added an Assistant City Attorney I to the Legal Department, added a Business Systems Analyst to the Information Technology Department, added a part-time GIS Intern to the Planning Department, added a part-time Recreation Technician position and a Construction and Facilities Program Manager position to the Parks and Recreation Department, added two Communication Officers II to the Police Department in the Public Safety Sales Tax Fund, reclassified a part-time Maintenance Worker I to a full-time Maintenance Worker I in the Westwood Fund, and added 3 Sanitation Workers II to the Sanitation Fund.

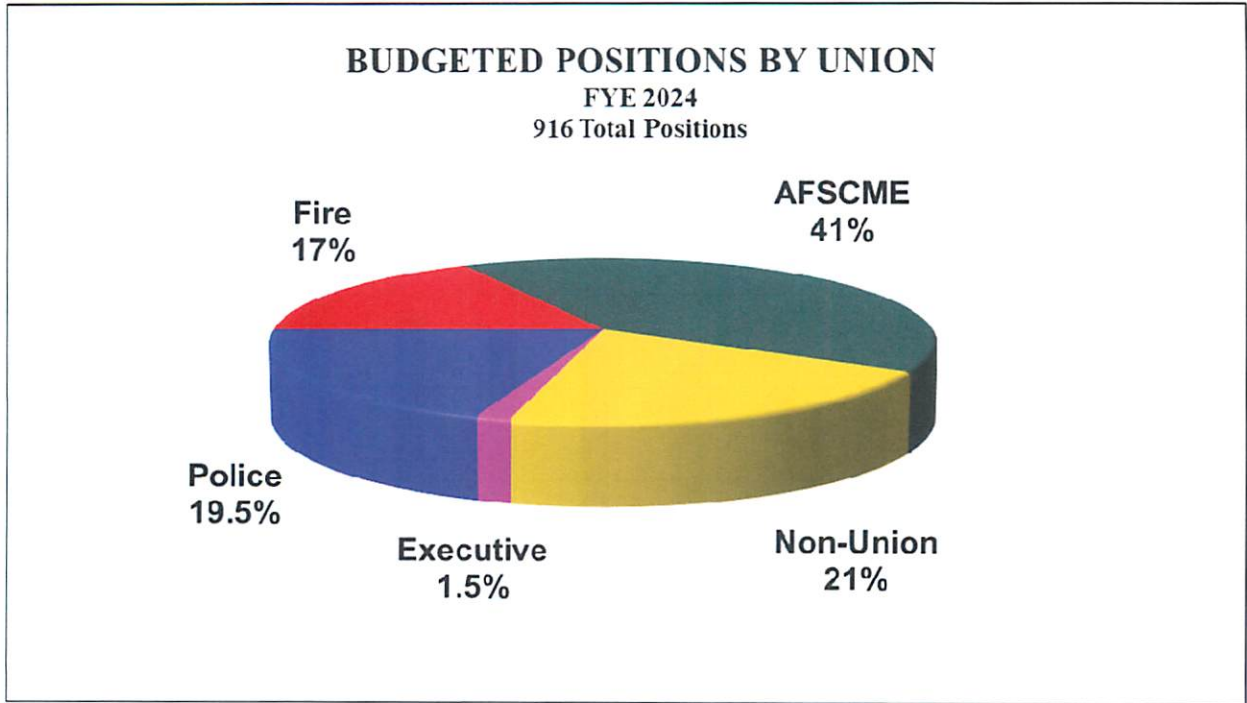
POPULATION AND EMPLOYEES



Discussion of the Graph

This graph illustrates the staffing level for the City of Norman relative to the population over a ten-year period. In FYE 2024, the City will employ 916 permanent employees, which is eleven more positions than budgeted in FYE 2023. Eighty-six positions are related to the Public Safety Sales Tax that was approved by citizens of Norman to increase Police & Fire protection. At 916 personnel, the City is budgeting 82 more positions than in FY 2015, or an increase of 9.8%. In 2024, the City of Norman's population is projected to be 133,158, an increase of approximately 13.5% from 2015.

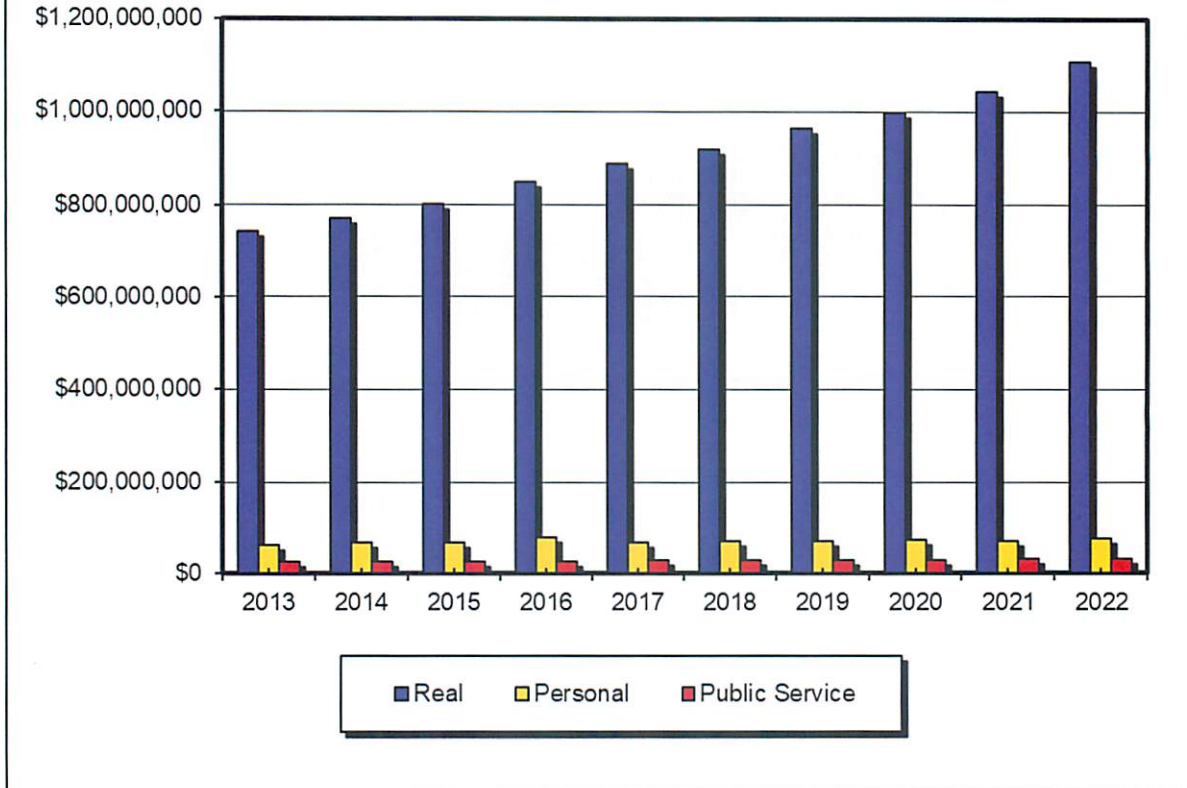
Note: The population figures used for the graph are estimates provided by the City of Norman Planning and Finance Departments



Discussion of the Graph

This graph illustrates the distribution of positions by bargaining unit. In FY 2023-2024 the City will employ 916 budgeted full-time and permanent part-time employees. The largest number of personnel (374) are in the American Federation of State, County and Municipal Employees (AFSCME) union. There are a total of 256 Police Department personnel, of which 178 are members of the Fraternal Order of Police (FOP) union and 53 are AFSCME members. There are a total of 164 Fire Department personnel, of which 158 are members of the International Association of Fire Fighters (IAFF) union. Executive employees include the 12 department directors, the Assistant City Manager, and the City Manager of the City of Norman. There are 206 employees that are non-union members including the executive employees.

ASSESSED PROPERTY VALUATIONS 10 Year Comparison

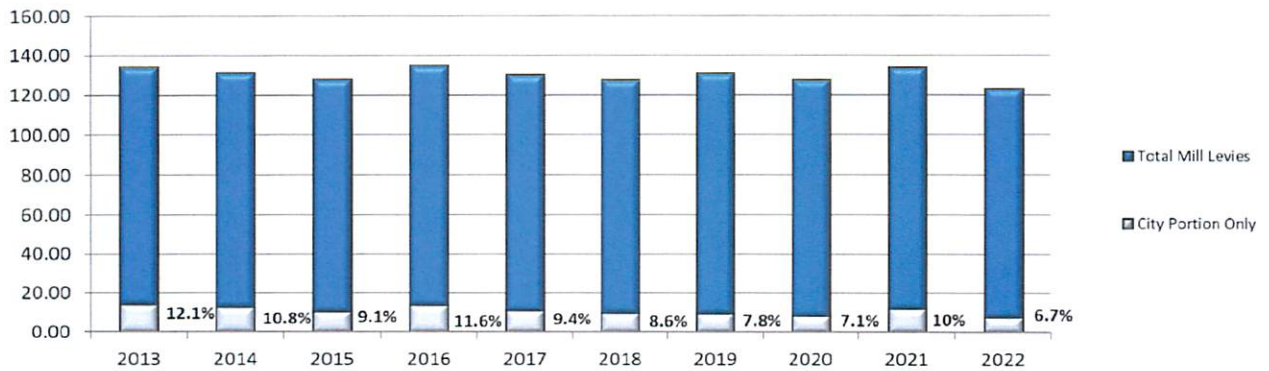


Discussion of the Graph

Property taxes are utilized by cities in Oklahoma only for repayment of debt and for payment of court judgements against the City. These taxes are assessed on approximately 12% of the estimated actual value of real, personal and public service property. The assessed property valuations reflect the revaluation process as well as the growth factor in the City of Norman. The on-going revaluation process reflects the upswing in real estate values, which began in FYE 1993, and has continued.

* Real Valuations do not include the homestead exemption

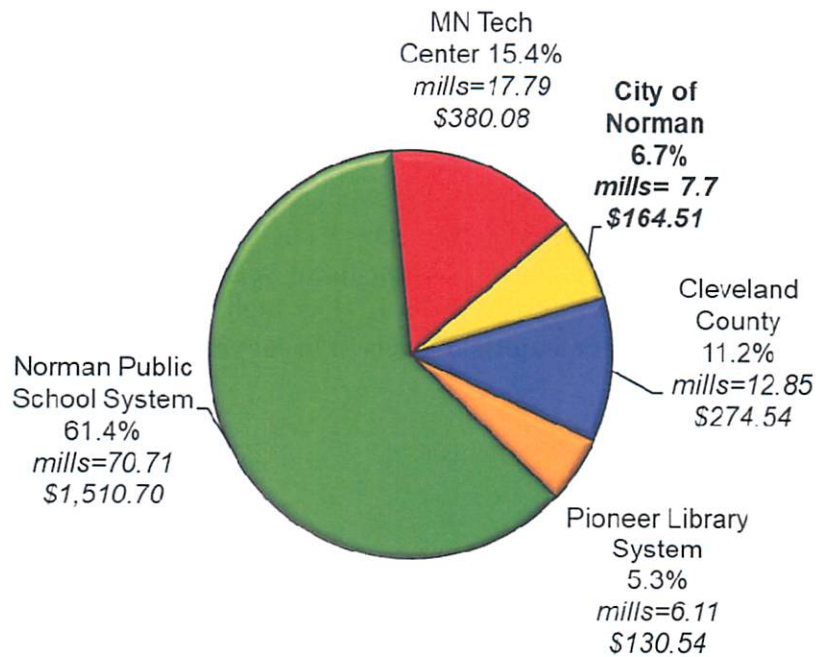
CITY PORTION OF TOTAL PROPERTY TAX MILL LEVIES



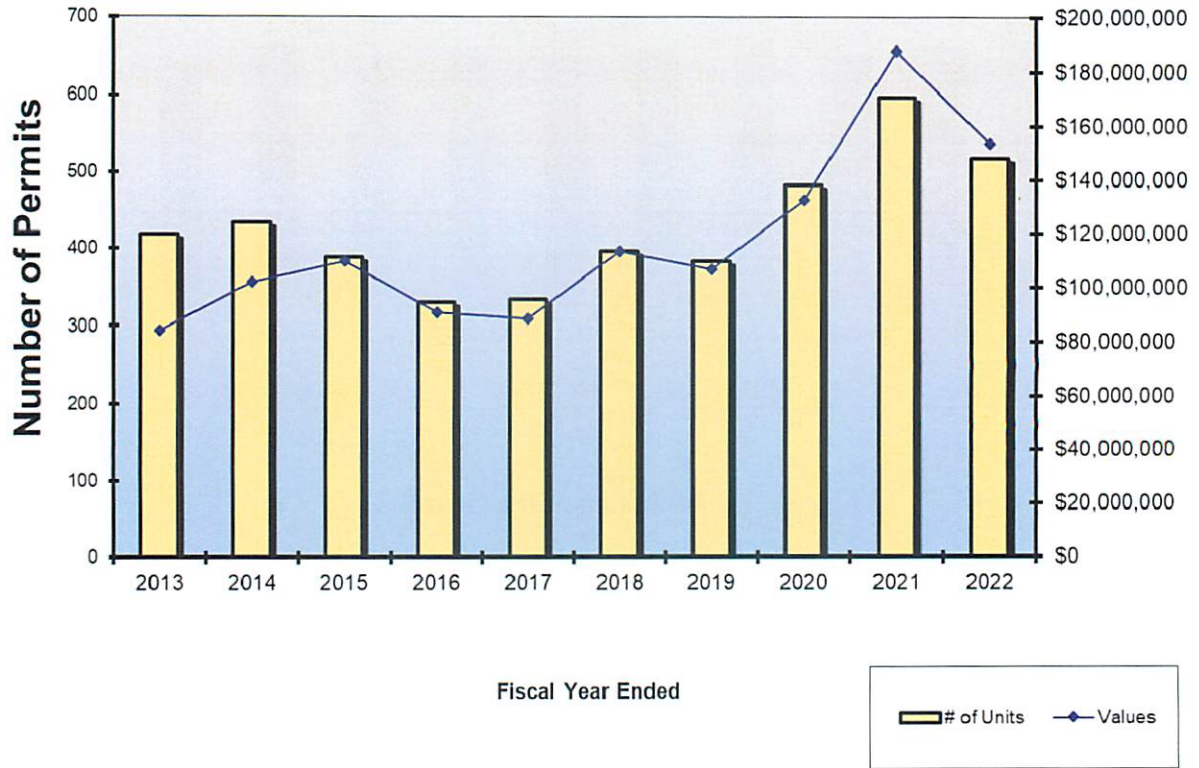
Discussion of the Graph

The City portion of actual property taxes levied in Norman in 2022 were 7.7 mills or \$9,143,452 which is 1% of the assessed property value in Norman. According to the Cleveland County Assessor, the median home value in the City of Norman is an estimated \$186,373.

Annual Property Tax Distribution based on \$186,373 Median Home Value - 2022



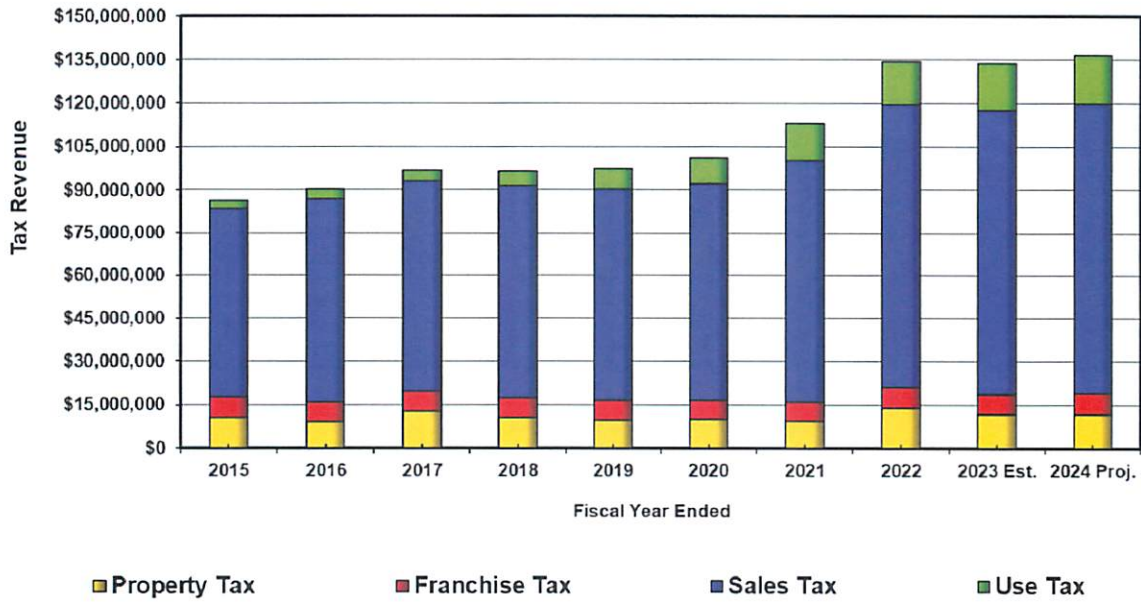
SINGLE FAMILY CONSTRUCTION



Discussion of the Graph

This graph represents new permits for construction of single family residential permit values for the ten-year period. Beginning in 2015, residential construction levels dropped and continued to drop in 2016. In 2017, residential construction began to increase and the average permit value jumped by about \$20,000 per unit from fiscal year 2017 to 2018. Fiscal year 2019 saw a slight decrease in single family construction from 2018. Norman’s permit count increased 56% from fiscal year 2019 to 2021, matching nation-wide growth trends for residential building permits that hit a 12-year high according to the U.S. Census Bureau. Permit counts and values started to return to normal levels in fiscal year 2022.

PROPERTY, FRANCHISE, SALES & USE TAXES
10 Year Comparison

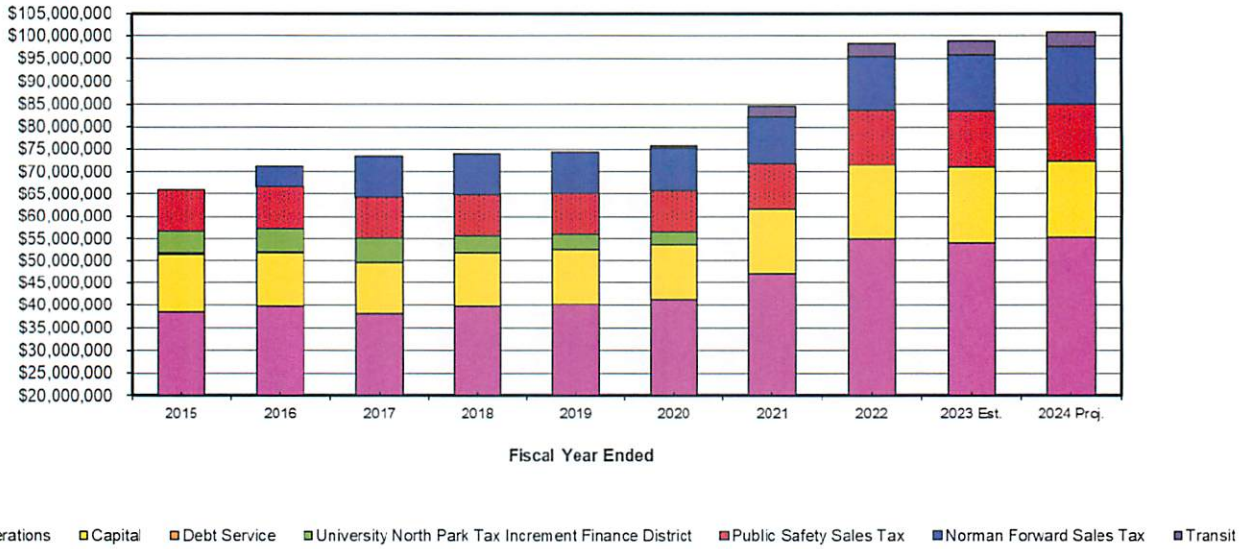


Discussion of the Graph

These are the primary tax sources available to the City of Norman. The property tax is used to service bonded debt and court judgments (see graph of Assessed Property Valuations), while the sales, use and franchise taxes are used for General Fund operations and capital (see graphs of General Fund Revenue and Distribution of Sales Tax). Beginning in FYE 09, sales tax includes the Public Safety Sales Tax that was approved by voters on May 13th, 2008. On April 1, 2014, the citizens approved a permanent extension of the Public Safety Sales Tax. On October 13, 2015, the citizens approved a one half of one percent (.5%) sales tax for NORMAN FORWARD quality of life projects. This tax became effective January 1st of 2016. On November 12, 2019, the citizens approved a one eighth of one percent (0.125%) sales tax transfer from Cleveland County to the city for the operation of the city's public transit program, effective April 1, 2020. Sales tax performance is a good indicator of economic trends. Property tax collections indicate an increasing level of bonded indebtedness.

CITY OF NORMAN

SALES TAX REVENUE
10 Year Comparison

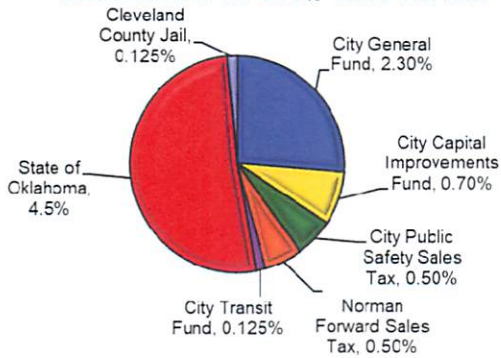


Discussion of the Graph

The City of Norman has a 4.125% sales tax rate effective April 1, 2020, which is the primary source of revenue for General Fund operations and capital expenditures. 7/10 of one percent (0.7%) of sales tax revenue is used to finance general governmental capital needs. Sales tax revenues steadily increased from 2012 to 2017, remained relatively flat from 2017 to 2020, and saw significant growth again from 2020 to 2022. On May 13, 2008, Norman citizens approved a 1/2 percent (0.5%), 7-year, public safety sales tax dedicated to additional police and fire personnel and two new fire stations. On April 1, 2014, the citizens approved a permanent extension of that tax. Debt funded with sales tax revenues has remained low over the 10-year period. Beginning in FYE 2014, the portion of sales tax diverted to the General Obligation (G.O.) Combined Purpose Bonds Fund (Fund 64) to pay for 1992 G.O. Bonds is no longer needed. The bond was completely paid off. In October of 2015, citizens approved a 1/2 percent (0.5%) new sales tax called NORMAN FORWARD Sales Tax. The NORMAN FORWARD initiative provides for funding for recreational, athletic, library, park and infrastructural improvements. On November 12, 2019, Norman citizens approved transferring 1/8 of one percent (0.125%) of sales tax from Cleveland County to the city to help fund the transit operation.

CITY OF NORMAN

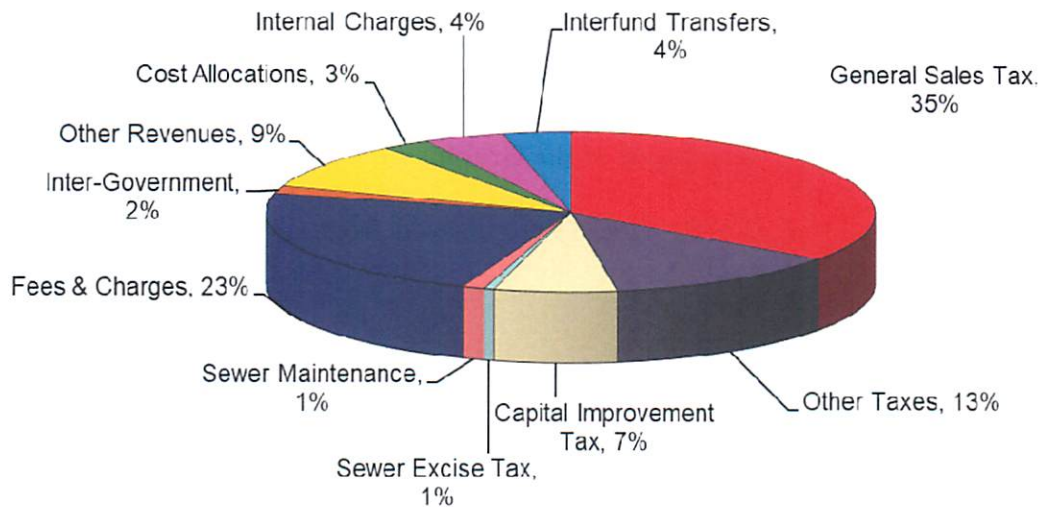
Distribution of the 8.75% Sales Tax Rate



FYE 2024 Projected Figures:

Operations	\$ 55,179,654
Public Safety	\$ 12,675,272
Capital	\$ 17,169,150
NORMAN FORWARD	\$ 12,675,272
Transit	\$ 3,168,818
	<hr/>
	\$ 100,868,166

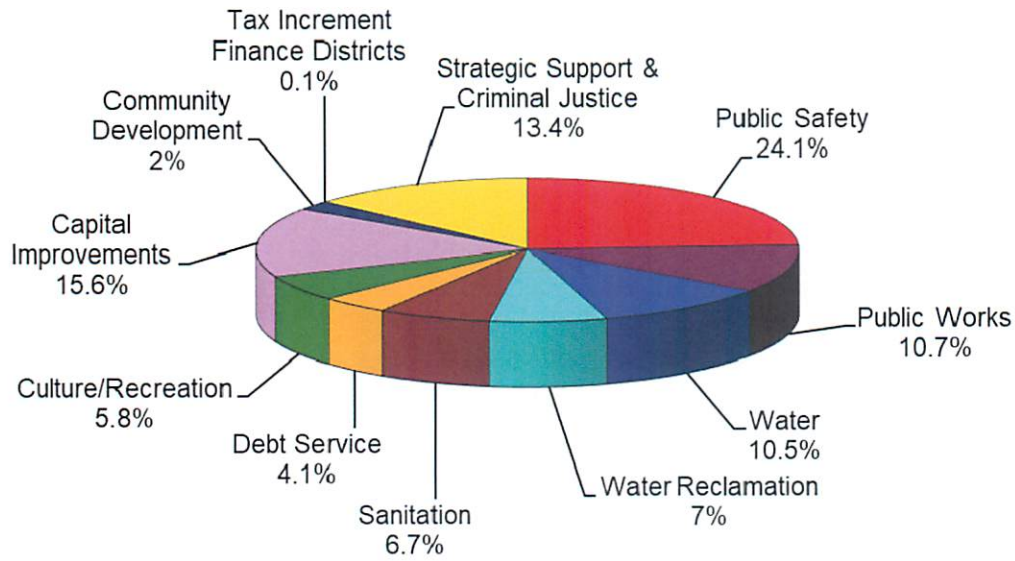
FYE 2024 ALL FUNDS PROJECTED TOTAL REVENUES
\$263,135,958



Discussion of the Graph

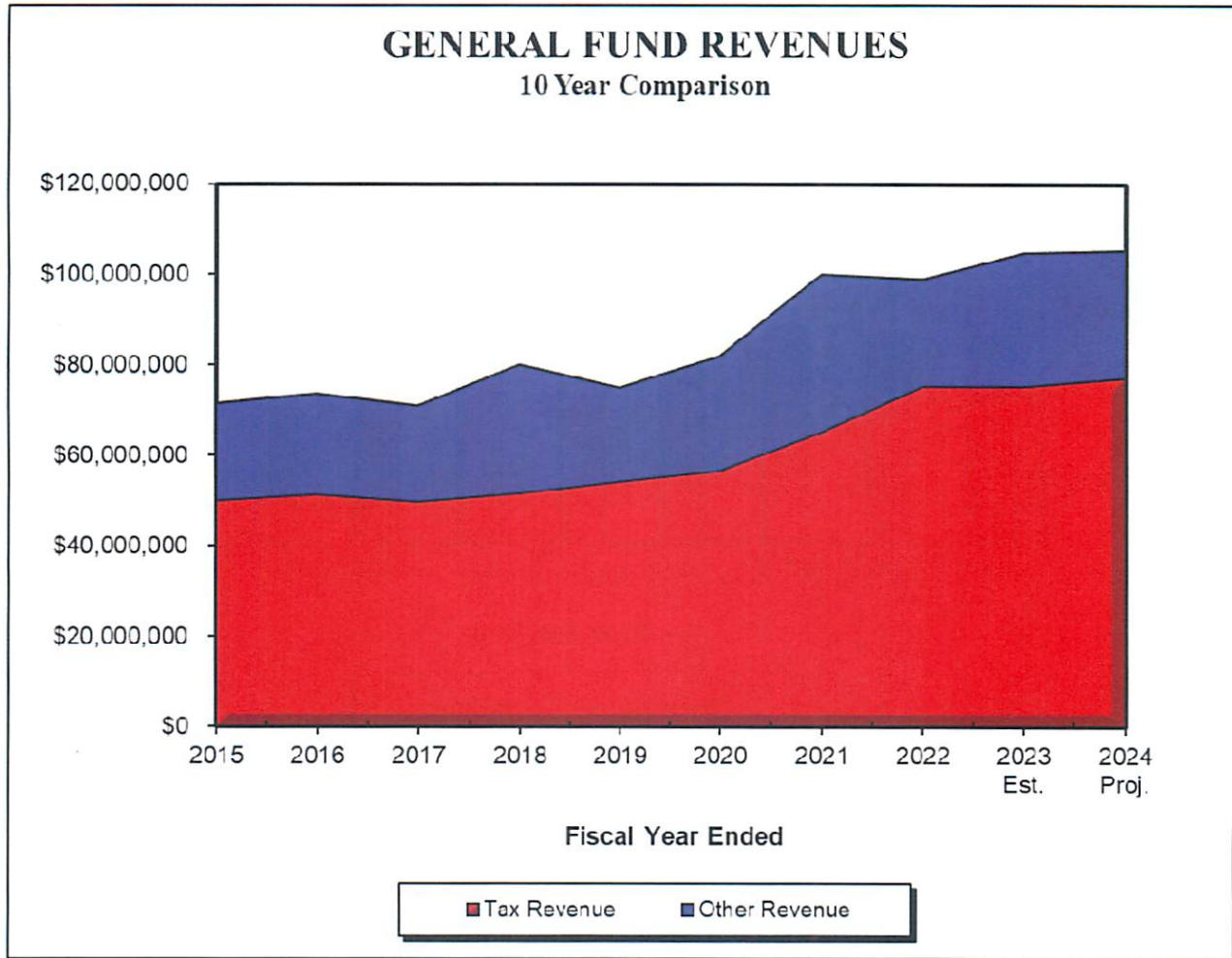
Budgeted revenues for FYE 2024 of \$263,135,958 are derived from several sources. General Sales Tax and User Fees & Charges provide the City the largest share of revenue. Fees & Charges include user fees for Sanitation, Water, Water Reclamation, Westwood Park, licenses and fees for other City services. The City of Norman is very reliant on sales tax collections for its operations. The "Other Taxes" portion includes the small percentage of property tax the City gets.

FYE 2024 ALL FUNDS PROJECTED TOTAL EXPENDITURES
\$281,428,362



Discussion of the Graph

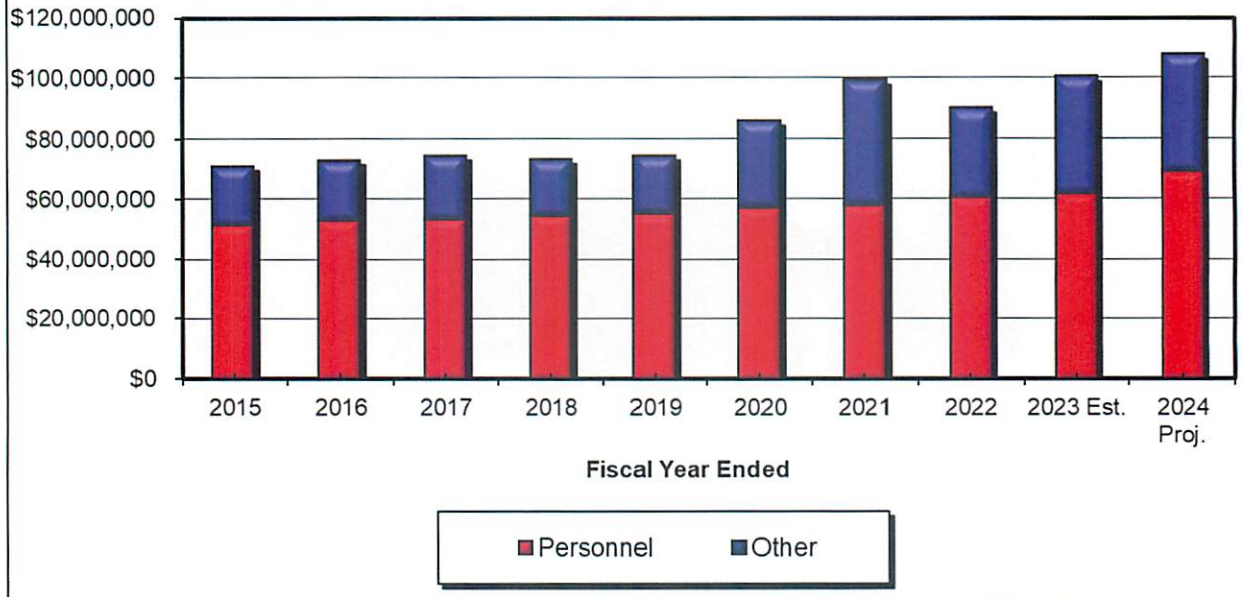
Budgeted expenditures for FYE 2024 of \$281,428,362 are derived from several uses. The largest non-capital portion is Public Safety at 24.1%. The City of Norman is known for being a safe community and the citizens place a high importance on public safety.



Discussion of the Graph

The primary sources of General Fund revenues are sales and franchise taxes. Total taxes range from 70% of total revenues in FYE 2015 to an estimated 72.2% of total revenues in FYE 2023, and a projected 73.6% in FYE 2024. Beginning in FYE 11, the Public Safety Sales Tax was accounted for in the Public Safety Sales Tax Fund and removed from the General Fund. Beginning in FYE 20, the University North Park sales tax apportionment was accounted for in the General Fund and the Capital Fund in the same proportion as all general sales taxes. The associated increase in General Fund tax revenues is illustrated on the chart above.

GENERAL FUND EXPENDITURES
10 Year Comparison

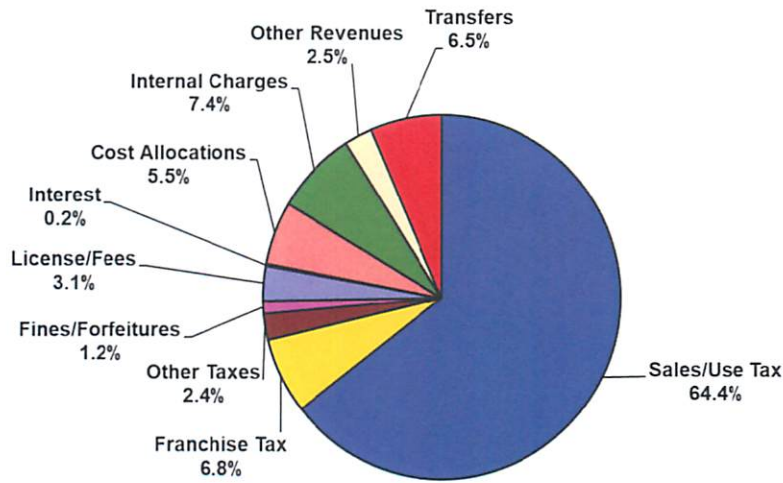


Discussion of the Graph

As shown by the graph, personnel costs represent the largest share of General Fund expenditures. Personnel costs represented approximately 72.2% of total General Fund expenditures in FYE 2015 and are projected to comprise about 64% of General Fund expenditures in FYE 2024. Beginning in FYE 2011, the Public Safety Sales Tax Fund was created and the associated expenses were taken out of the General Fund.

CITY OF NORMAN

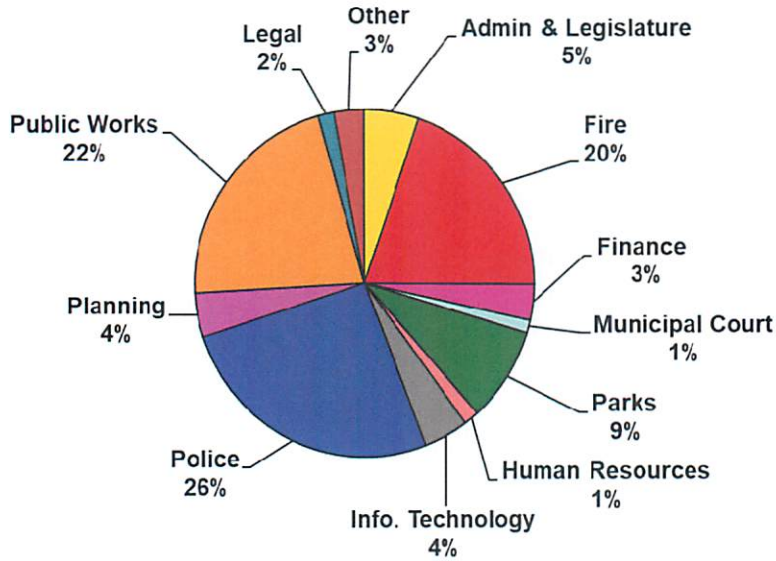
FYE 2024 GENERAL FUND REVENUES BY SOURCE
\$105,057,886



Discussion of the Graph

Taxes comprise approximately 74% of the General Fund's revenue; sales and use tax represents 64.4% while franchise fees represent 6.8% and other taxes account for 2.4%. Cost allocations represent 5.5% of the General Fund's revenue. These allocations are charges for central services such as management, accounting and data processing provided by the General Fund to other funds such as Enterprise Funds. Transfers include charges to the utility funds (payments in lieu of franchise fees and property taxes), a transfer from the Capital Fund for reimbursement of street maintenance crew labor used for capital projects and financing General Fund capital equipment needs, and a transfer from the Debt Service Fund for judgments and claims against the City. Other revenues include miscellaneous revenues such as animal adoption fees, weed abatement fees, returned check fees, etc.

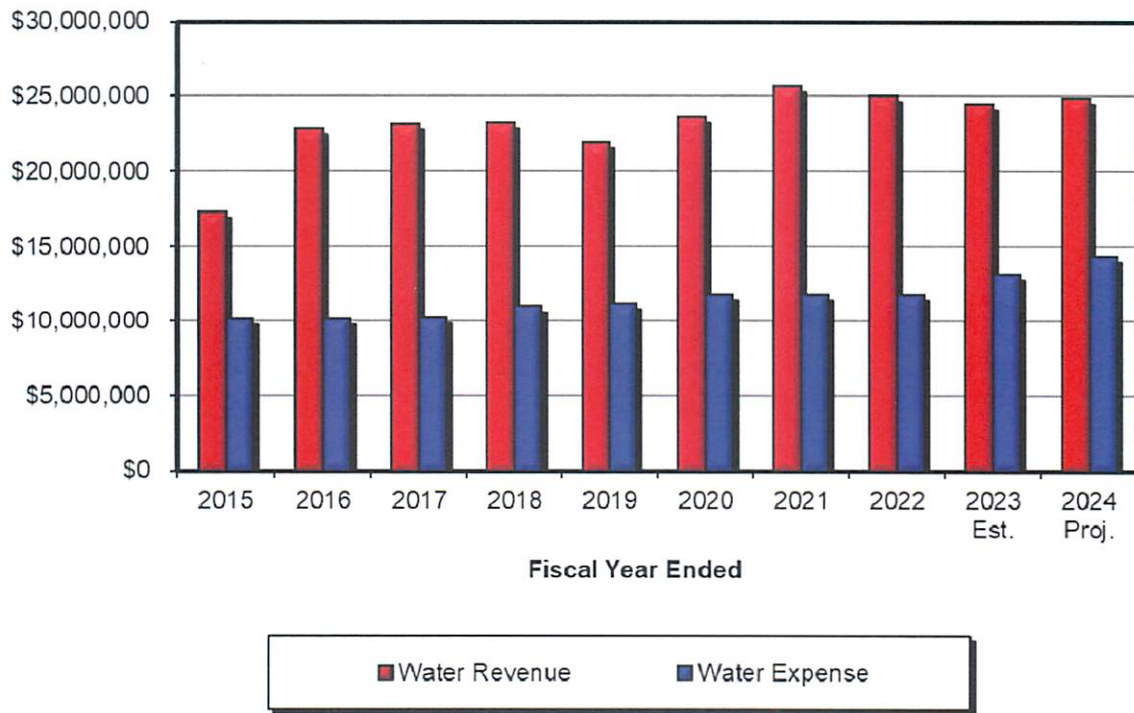
FYE 2024 GENERAL FUND EXPENDITURES BY DEPARTMENT
\$107,620,379



Discussion of the Graph

The largest departmental expenditure from the General Fund is the Police Department. The Police Department's expenditures total \$27,738,761 or 26% of total General Fund expenditures. Public Works has the next highest amount of General Fund expenditures, accounting for 22% of total General Fund expenditures. Public Safety (Police and Fire) and Public Works account for 68% of General Fund expenditures.

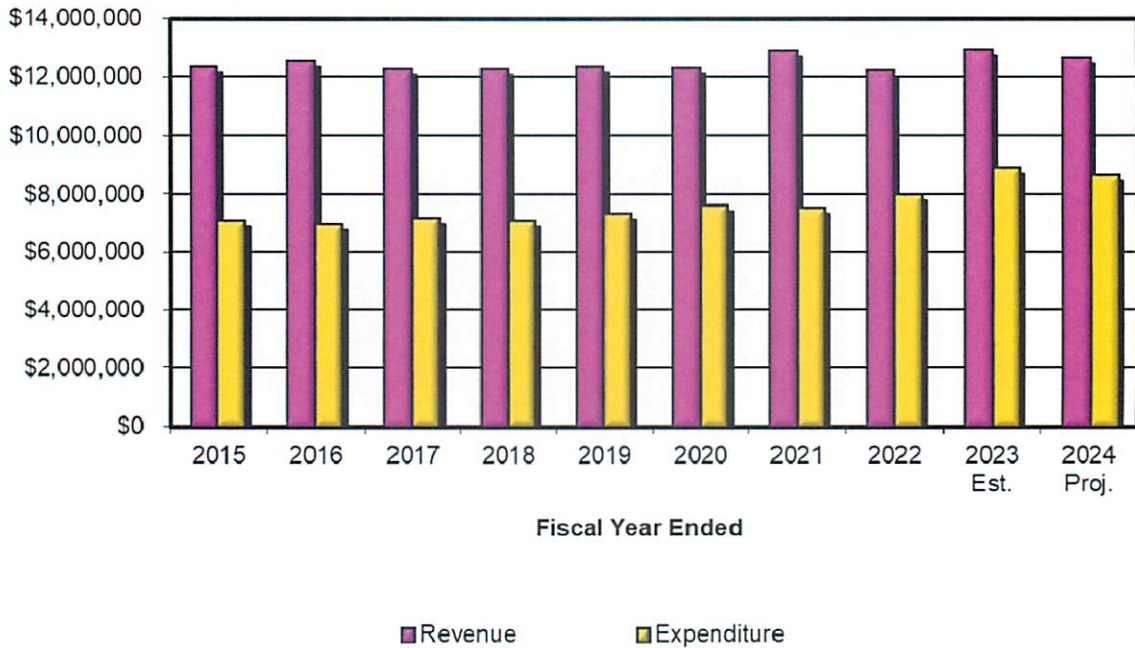
**WATER FUND OPERATIONS
10 YEAR COMPARISON**



Discussion of the Graph

The Water Enterprise Fund is accounted for as a separate fund and as such bears its proportionate share of administrative cost allocations and internal service charges. Revenues and expenditures shown in this graph represent operations only. Any excess of operating revenues is used for capital outlay and capital project expenses, as well as to fund debt service. The significant increase in revenue in 2016 is due to a water rate increase that was approved by the citizens on January 13, 2015.

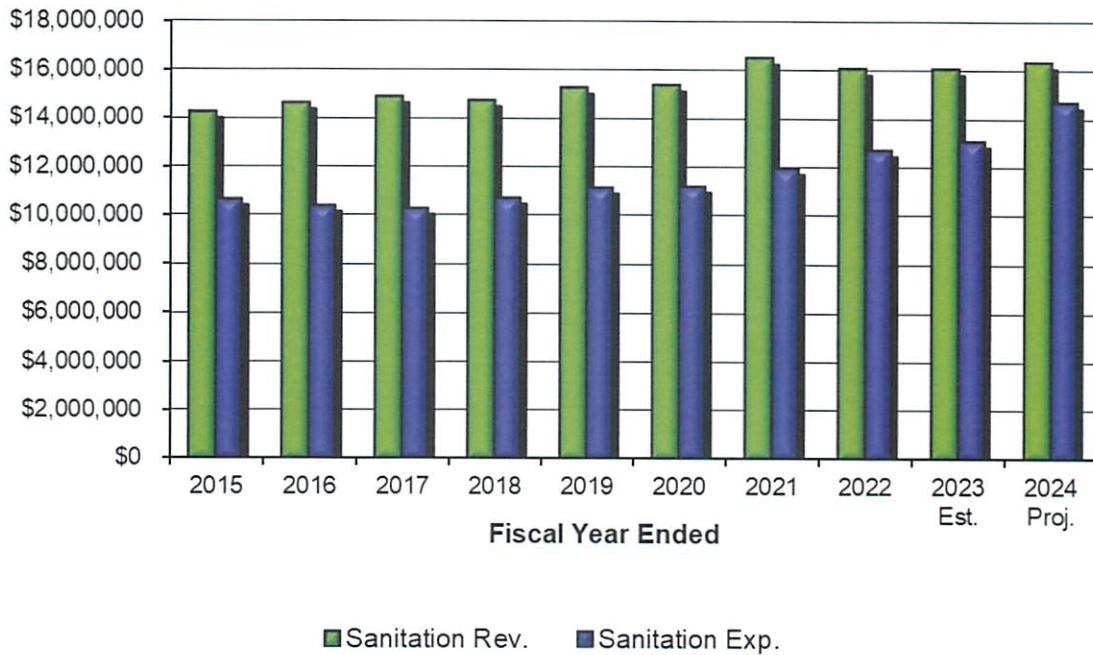
WATER RECLAMATION FUND OPERATIONS 10 Year Comparison



Discussion of the Graph

The Water Reclamation Enterprise Fund is accounted for as a separate fund and as such bears its proportionate share of administrative cost allocations and internal service charges. Revenues and expenditures shown in this graph represent operations only. The excess of operating revenues is used for capital outlay and capital project expenses, as well as to fund debt service. In FYE 2015, the Sewer Line Maintenance operation was transferred from the Sewer Line Maintenance Fund to the Water Reclamation Fund. The last water reclamation rate increase was approved by the citizens on November, 12, 2013.

SANITATION FUND OPERATIONS 10 Year Comparison



Discussion of the Graph

The Sanitation Enterprise Fund is accounted for as a separate fund and as such bears its proportionate share of administrative cost allocations and internal service charges. Revenues and expenditures shown in this graph represent operations only. The excess of operating revenues are used for capital outlay and capital project expenses as well as to repay outstanding debt. The last service rate increase was approved by voters on March 1, 2011.

CITY OF NORMAN

**CONSOLIDATED FUND SUMMARY
CITY-WIDE REVENUES AND EXPENDITURES
ALL FUNDS COMBINED**

	<u>FYE21 Actual</u>		<u>FYE22 Actual</u>		<u>FYE23 Budget</u>		<u>FYE23 Est.</u>		<u>FYE24 Prelim</u>		<u>FYE24 Adopted</u>
Total Combined Fund Revenues											
Sales Tax	\$ 97,357,598	20.8%	\$ 113,027,462	4.0%	\$ 117,565,683	-2.2%	\$ 114,962,976	2.3%	\$ 117,565,683	0.0%	\$ 117,565,683
Property Tax	8,957,836	30.0%	13,887,375	-16.2%	11,644,510	-8.7%	10,627,634	9.6%	11,644,510	0.0%	11,644,510
Other Taxes	12,393,604	16.7%	13,389,143	8.0%	14,464,912	-13.8%	12,461,635	5.8%	13,189,912	9.7%	14,464,912
Fees, User Charges & Fines	64,068,794	-0.7%	62,184,777	2.3%	63,605,468	-2.7%	61,895,175	3.6%	64,138,509	-0.8%	63,605,468
Federal Funds	20,003,306	-80.3%	7,582,308	-48.0%	3,943,357	733.3%	32,858,435	-88.0%	3,943,358	0.0%	3,943,357
State Funds	22,579	150.6%	15,566	263.5%	56,577	0.0%	122,298	-53.7%	56,577	0.0%	56,577
Interest Income	736,988	119.8%	(1,464,486)	-210.6%	1,619,714	-0.2%	1,615,925	0.2%	1,619,714	0.0%	1,619,714
Cost Allocations	5,774,042	15.1%	5,872,044	13.2%	6,648,257	-16.6%	5,546,480	18.9%	6,597,257	0.8%	6,648,257
Internal Services	5,974,790	88.4%	7,948,577	41.6%	11,258,032	-14.0%	9,682,864	16.3%	11,258,032	0.0%	11,258,032
Interfund Transfers	29,154,458	-67.2%	27,764,836	-65.6%	9,552,142	74.2%	16,643,419	-50.4%	8,247,635	15.8%	9,552,142
Bond/Loan Proceeds	47,000,000	-100.0%	3,882,000	-100.0%	-	0.0%	56,500,000	0.0%	-	0.0%	-
Other	18,747,412	21.5%	20,841,152	9.3%	22,777,306	8.0%	24,605,481	-7.4%	22,777,305	0.0%	22,777,306
	\$ 310,191,407	-15.2%	\$ 274,930,754	-4.3%	\$ 263,135,958	32.1%	\$ 347,522,322	-24.9%	\$ 261,038,492	0.8%	\$ 263,135,958
Total Combined Fund Expenditures											
Salary / Benefits	\$ 83,197,529	17.8%	\$ 87,707,978	11.7%	\$ 98,005,378	-9.5%	\$ 88,729,788	10.5%	\$ 98,005,378	0.0%	\$ 98,005,378
Supplies / Materials	10,634,730	41.1%	12,482,888	20.2%	15,008,390	5.5%	15,830,538	-5.2%	15,011,390	0.0%	15,008,390
Services / Maintenance	46,662,405	7.4%	42,170,772	18.8%	50,113,557	-2.4%	48,934,691	-0.2%	48,826,512	2.6%	50,113,557
Internal Services	3,767,742	109.8%	4,955,610	59.5%	7,904,970	-26.5%	5,806,799	36.1%	7,904,252	0.0%	7,904,970
Capital Equipment	7,071,797	132.0%	7,735,591	112.1%	16,408,250	30.0%	21,325,763	-32.5%	14,396,378	14.0%	16,408,250
Capital Projects	54,296,555	-20.6%	59,860,535	-28.0%	43,119,242	481.4%	250,703,776	-83.5%	41,368,691	4.2%	43,119,242
Interfund Transfers	29,154,458	-67.2%	27,764,836	-65.6%	9,552,142	74.2%	16,635,150	-50.4%	8,247,635	15.8%	9,552,142
Cost Allocation Charges	5,781,356	15.0%	5,773,705	15.1%	6,648,257	-16.6%	5,546,580	18.9%	6,597,257	0.8%	6,648,257
Federal Grants	2,639,883	-44.9%	2,534,032	-42.6%	1,454,246	1935.1%	29,595,132	-95.1%	1,454,964	0.0%	1,454,246
Debt Service	30,036,186	10.5%	32,509,113	2.1%	33,197,930	-4.3%	31,754,439	0.3%	31,855,680	4.2%	33,197,930
Other	6,438,488	-115.4%	(7,682,243)	-87.1%	(991,188)	-29.1%	(702,651)	41.1%	(991,188)	0.0%	(991,188)
	\$ 279,681,129	0.3%	\$ 275,812,817	1.7%	\$ 280,421,174	83.4%	\$ 514,160,005	-47.0%	\$ 272,676,949	2.8%	\$ 280,421,174
Net Difference	\$ 30,510,278		\$ (882,063)		\$ (17,285,216)		\$ (166,637,683)		\$ (11,638,457)		\$ (17,285,216)

CITY OF NORMAN

**NET CITY BUDGET
FISCAL YEAR ENDING 2024**

FUND	% TOTAL	FYE 23 BUDGET	COST ALLOCATIONS	INTERNAL SERVICES	TRANSFERS	NET FYE 24 BUDGET	NET FYE 23 BUDGET	% CHANGE
General	38.1%	\$106,820,379		\$6,504,198	\$2,100,721	\$98,215,460	\$84,486,767	16.2%
Public Safety Sales Tax	6.1%	17,147,013		905,732		16,241,281	13,845,389	17.3%
Community Development	0.5%	1,400,424		1,739		1,398,685	1,433,292	-2.4%
Special Grants	0.0%	56,577		1,016		55,561	62,834	-11.6%
Room Tax	1.3%	3,526,245	137,667			3,388,578	1,710,972	98.0%
Seizures and Restitutions	0.5%	1,461,780				1,461,780	0	0.0%
Cleet	0.0%	30,505				30,505	30,505	0.0%
Public Transportation & Parking	2.4%	6,830,079		196,566		6,633,513	6,684,427	-0.8%
Art In Public Places	0.0%	16,000				16,000	16,000	0.0%
Westwood Park	0.9%	2,609,146		86,450		2,522,696	1,951,280	29.3%
Water	10.5%	29,510,493	2,187,651	552,524	1,126,436	25,643,882	20,351,105	26.0%
Water Reclamation	4.6%	12,908,340	2,205,987	489,309	615,334	9,597,710	12,347,851	-22.3%
Sewer Maintenance	1.0%	2,900,721		3,513		2,897,208	2,562,200	13.1%
New Development Excise	1.4%	3,903,141				3,903,141	2,743,141	42.3%
Sanitation	6.8%	19,003,844	2,116,952	2,516,607		14,370,285	13,615,573	5.5%
Risk Management	5.9%	16,637,659				16,637,659	16,491,641	0.9%
Capital Improvement	10.2%	28,639,550		378	4,796,653	23,842,519	20,902,282	14.1%
Norman Forward	5.4%	15,054,676			412,998	14,641,678	16,274,196	-10.0%
Park Land and Development	0.1%	300,000				300,000	310,000	0.0%
University North Park TIF	0.1%	148,256				148,256	150,882	-1.7%
General Debt Service	4.1%	11,516,346			500,000	11,016,346	9,815,634	12.2%
Arterial Roads Recoupment	0.0%	0				0	0	0.0%
	100.0%	\$280,421,174	\$6,648,257	\$11,258,032	\$9,552,142	\$252,962,743	\$225,785,971	12.0%

Explanation of Significant Changes

Room Tax	98% increase due to voter approval of a Room Tax Rate increase
Westwood Park	29.3% increase due to program improvements in FYE 24
Water	26 % increase due to an increase in capital projects
Water Reclamation	-22.3% decrease due to a decrease in capital projects
New Development Excise	42.3% increase due to an increase in capital projects

CITY OF NORMAN

CITY OF NORMAN, OKLAHOMA
 FISCAL YEAR ENDING 2024 ANNUAL BUDGET
 SUMMARY OF FUND BALANCES

CITY FUND CLASSIFICATION	BEGINNING FUND BALANCE	REVENUES			EXPENDITURES			EMP TURNOVER SAVINGS	REVENUES OVER (UNDER) EXPENSES	ENDING FUND BALANCE	
		OPERATING REVENUES	INTERFUND TRANSFERS	TOTAL REVENUES	OPERATING EXPENSES	INTERFUND TRANSFERS	SUBTOTAL EXPENSES				TOTAL EXPENSES
GOVERNMENTAL FUNDS											
General	\$17,897,817	\$98,217,362	\$6,840,524	\$105,057,886	\$105,519,658	\$2,100,721	\$107,620,379	(\$800,000)	\$106,820,379	(1,762,493)	16,135,324
SPECIAL REVENUE FUNDS											
Public Safety Sales Tax	2,215,026	15,277,678		15,277,678	17,147,013		17,147,013		17,147,013	(1,869,335)	345,691
Room Tax	529,926	3,441,666		3,441,666	3,526,245		3,526,245		3,526,245	(84,579)	445,347
Seizures and Restitutions	1,474,837	500		500	1,461,780		1,461,780		1,461,780	(1,461,280)	13,557
Cleet	0	32,000		32,000	30,505		30,505		30,505	1,495	1,495
Public Transportation & Parking	0	6,214,385	615,694	6,830,079	6,830,079		6,830,079		6,830,079	0	0
Art in Public Places	1,621	16,000		16,000	16,000		16,000		16,000	0	1,621
Park Land and Development	504,558	95,000		95,000	300,000		300,000		300,000	(205,000)	299,558
Westwood Park	30,847	2,561,781	204,289	2,766,070	2,682,582		2,682,582	(73,436)	2,609,146	156,924	187,771
Net Revenue Stabilization	4,484,630	50,000		50,000			0		0	50,000	4,534,630
GRANT FUNDS											
Community Development	3,946,059	1,400,424		1,400,424	1,400,424		1,400,424		1,400,424	0	3,946,059
Special Grants	2,458,226	56,577		56,577	56,577		56,577		56,577	0	2,458,226
ENTERPRISE FUNDS											
Water	4,694,259	24,902,936		24,902,936	28,460,103	1,126,436	29,586,539	(76,046)	29,510,493	(4,607,557)	86,702
Water Reclamation	403,589	12,672,855		12,672,855	12,350,711	615,334	12,966,045	(57,705)	12,908,340	(235,485)	168,104
Sewer Maintenance	1,886,283	3,123,871		3,123,871	2,900,721		2,900,721		2,900,721	223,150	2,109,433
New Development Excise	4,568,028	1,470,000		1,470,000	3,903,141		3,903,141		3,903,141	(2,433,141)	2,134,887
Sanitation	6,386,020	16,645,823		16,645,823	19,003,844		19,003,844		19,003,844	(2,358,020)	4,027,999
INTERNAL SERVICE FUNDS											
Risk Management / Insurance	3,063,135	20,381,199	500,000	20,881,199	16,637,659		16,637,659		16,637,659	4,243,540	7,306,675
CAPITAL PROJECTS FUND											
Capital Improvements	25,614,314	17,869,150	1,391,635	19,260,785	23,842,897	4,796,653	28,639,550		28,639,550	(9,378,765)	16,235,549
University North Park TIF	5,462,042	224,000		224,000	148,256		148,256		148,256	75,744	5,537,786
Norman Forward	610,037	17,259,100		17,259,100	14,641,678	412,998	15,054,676		15,054,676	2,204,424	2,814,461
Arterial Roads Recoupment	773,444			0			0		0	0	773,444
Center City TIF	2,207,281	1,472,414		1,472,414			0		0	1,472,414	3,679,695
DEBT SERVICE FUNDS											
General Debt Service	6,658,474	10,199,096		10,199,096	11,016,346	500,000	11,516,346		11,516,346	(1,317,250)	5,341,224
G O Bonds	0			0			0		0	0	0
GRAND TOTAL ALL FUNDS	\$95,870,453	\$253,583,817	\$9,552,142	\$263,135,959	\$271,876,219	\$9,552,142	\$281,428,361	(\$1,007,187)	\$280,421,174	(\$17,285,214)	\$78,585,238
Less: Interfund Transfers	0	0	(9,552,142)	(9,552,142)	0	(9,552,142)	(9,552,142)	0	(9,552,142)	0	0
Internal Service Charges	0	(11,258,032)		(11,258,032)	(11,258,032)	0	(11,258,032)	0	(11,258,032)	0	0
Cost Allocation Charges	0	(6,648,257)	0	(6,648,257)	(6,648,257)	0	(6,648,257)	0	(6,648,257)	0	0
Total Deductions	\$0	(\$17,906,289)	(\$9,552,142)	(\$27,458,431)	(\$17,906,289)	(\$9,552,142)	(\$27,458,431)	\$0	(\$27,458,431)	\$0	\$0
NET TOTAL ALL FUNDS	\$95,870,453	\$235,677,528	\$0	\$235,677,528	\$253,969,930	\$0	\$253,969,930	(\$1,007,187)	\$252,962,743	(\$17,285,214)	\$78,585,238

CITY OF NORMAN

**TOTAL CITY REVENUES AND OTHER RESOURCES
FISCAL YEAR ENDING 2024**

FUND	TAXES	FEES AND CHARGES	INTER-GOVERNMENT	INTEREST INCOME	MISC.	COST ALLOCATIONS	INTERNAL CHARGES	INTERFUND TRANSFERS	TOTAL REVENUES	FUND BALANCE	TOTAL RESOURCES
General	\$77,285,400	\$4,455,955		\$193,214	\$2,668,037	\$5,815,832	\$7,798,924	\$6,840,524	\$105,057,886	\$1,762,493	\$106,820,379
Net Revenue Stabilization				\$50,000					50,000		50,000
Public Safety Sales Tax	14,529,623	698,055		50,000					15,277,678		15,277,678
Community Development			1,400,424						1,400,424		1,400,424
Special Grants			56,577						56,577		56,577
Room Tax	3,439,166			2,500					3,441,666	84,579	3,526,245
Seizures and Restitutions				500					500	1,461,280	1,461,780
CLEET			32,000						32,000		32,000
Public Transportation & Parking	3,641,451		2,510,934		62,000			615,694	6,830,079		6,830,079
Art in Public Places					16,000				16,000		16,000
Westwood Park		2,554,281		7,500				204,289	2,766,070		2,766,070
Water		23,950,511		120,000		832,425			24,902,936	4,607,557	29,510,493
Water Reclamation		12,622,855		50,000					12,672,855	235,484	12,908,339
Sewer Maintenance		3,123,871							3,123,871		3,123,871
New Development	1,400,000			70,000					1,470,000	2,433,141	3,903,141
Sanitation		16,114,940		300,000	230,883				16,645,823	2,358,021	19,003,844
Capital Improvement	17,169,150			700,000				1,391,635	19,260,785	9,378,765	28,639,550
Norman Forward	14,565,805			15,000	2,678,295				17,259,100		17,259,100
Park Land and Development		85,000		10,000					95,000	205,000	300,000
Univesty North Park TIF				24,000	200,000				224,000		224,000
Center City TIF	1,470,414			2,000					1,472,414		1,472,414
General Debt Service	10,174,096			25,000					10,199,096	1,317,250	11,516,346
Arterial Roads Recoupment									0		0
Risk Management / Insurance					16,922,091		3,459,108	500,000	20,881,199		20,881,199
	\$143,675,105	\$63,605,468	\$3,999,935	\$1,619,714	\$22,777,306	\$6,648,257	\$11,258,032	\$9,552,142	\$263,135,959	\$23,843,570	\$286,979,529
PERCENT TO TOTAL	50.1%	22.2%	1.4%	0.6%	7.9%	2.3%	3.9%	3.3%	91.7%	8.3%	100.0%

CITY OF NORMAN

**CITY-WIDE OPERATING EXPENDITURES BY TYPE / CATEGORY
FISCAL YEAR ENDING 2024**

FUND	Salaries & Benefits	Supplies & Materials	Services & Maintenance	Capital Equipment	Capital Projects	Internal Services	Cost Allocation Charges	Interfund Transfers	Other	Total
General	\$ 69,197,181	\$ 6,489,116	\$ 15,461,692	\$ 7,867,471	\$	\$ 6,504,198	\$	\$ 2,100,721	\$ (800,000)	\$ 106,820,379
Public Safety Sales Tax	\$ 10,688,556	\$ 375,918	\$ 372,018	\$ 2,423,714	\$	\$ 905,732	\$	\$	\$ 2,381,075	\$ 17,147,013
Community Development	\$ 433,737	\$ 4,776	\$ 820,172	\$	\$ 140,000	\$ 1,739	\$	\$	\$	\$ 1,400,424
Special Grants	\$ 55,561	\$	\$	\$	\$	\$ 1,016	\$	\$	\$	\$ 56,577
Room Tax	\$	\$	\$ 2,784,000	\$	\$ 175,000	\$	\$ 137,667	\$	\$ 429,578	\$ 3,526,245
Seizures & Restitutions	\$	\$	\$	\$ 1,461,780	\$	\$	\$	\$	\$	\$ 1,461,780
CLEET	\$	\$	\$ 30,505	\$	\$	\$	\$	\$	\$	\$ 30,505
Public Transportation & Parking	\$ 816,486	\$ 303,115	\$ 4,883,912	\$ 630,000	\$	\$ 196,566	\$	\$	\$	\$ 6,830,079
Art In Public Places	\$	\$	\$ 16,000	\$	\$	\$	\$	\$	\$	\$ 16,000
Westwood Park	\$ 1,606,235	\$ 604,217	\$ 259,783	\$ 125,897	\$	\$ 86,450	\$	\$	\$ (73,436)	\$ 2,609,146
Water	\$ 5,069,774	\$ 3,200,728	\$ 3,374,667	\$ 351,175	\$ 8,112,000	\$ 552,524	\$ 2,187,651	\$ 1,126,436	\$ 5,535,538	\$ 29,510,493
Water Reclamation	\$ 3,847,024	\$ 557,230	\$ 1,600,367	\$ 68,500	\$ 1,325,000	\$ 489,309	\$ 2,205,987	\$ 615,334	\$ 2,199,589	\$ 12,908,340
Sewer Maintenance	\$ 91,883	\$ 600	\$ 4,725	\$	\$ 2,800,000	\$ 3,513	\$	\$	\$	\$ 2,900,721
New Development Excise	\$	\$	\$	\$	\$ 2,000,000	\$	\$	\$	\$ 1,903,141	\$ 3,903,141
Sanitation	\$ 4,993,698	\$ 124,404	\$ 4,922,470	\$ 3,479,713	\$ 850,000	\$ 2,516,607	\$ 2,116,952	\$	\$ 0	\$ 19,003,844
Capital Improvement	\$ 1,311,545	\$	\$ 16,499	\$	\$ 22,514,475	\$ 378	\$	\$ 4,796,653	\$	\$ 28,639,550
Norman Forward	\$	\$	\$	\$	\$ 5,042,767	\$	\$	\$ 412,998	\$ 9,598,911	\$ 15,054,676
Park Land & Development	\$	\$	\$	\$	\$ 300,000	\$	\$	\$	\$	\$ 300,000
University North Park TIF	\$	\$	\$ 148,256	\$	\$	\$	\$	\$	\$	\$ 148,256
General Debt Service	\$	\$	\$	\$	\$	\$	\$	\$ 500,000	\$ 11,016,346	\$ 11,516,346
Risk Management / Insurance	\$ 382,996	\$	\$ 16,254,663	\$	\$	\$	\$	\$	\$	\$ 16,637,659
Arterial Roads Recoupment	\$	\$	\$	\$	\$	\$	\$	\$	\$	\$ 0
Total	\$ 98,494,676	\$ 11,660,104	\$ 50,949,729	\$ 16,408,250	\$ 43,259,242	\$ 11,258,032	\$ 6,648,257	\$ 9,552,142	\$ 32,190,742	\$ 280,421,174



FINANCIAL POLICIES

FINANCIAL POLICIES

Several financial policies have been used in the development of the Fiscal Year Ending 2024 (FYE 24) Budget and five-year forecast. The applications of the policies vary given the type of Fund. The "Budget Highlights" section identifies the specific application of each policy, if it applies to that particular fund. The financial policies that have been applied to various funds are documented below.

Balanced Budget

The City shall annually adopt a balanced budget in accordance with the Oklahoma Municipal Act (Title 11 Oklahoma Statutes 2006). As such, expenditures may not legally exceed appropriations at the Fund level for each legally adopted annual operating budget (i.e., a fund balance cannot be negative).

Five Year Forecast

Five-year forecasts of resources and the utilization of those resources have been prepared for all Funds of the City for the purpose of projecting existing conditions into the future to determine future financial viability, to identify financial strengths and weaknesses and to provide a base for remedial or supportive financial policy actions. The City legally adopts a budget for a one-year period; five-year forecasts are prepared for financial planning purposes. Based on these actions and other factors, actual financial performance in future years will vary from that projected here.

Reasonable Cost of Service

For purposes of projecting existing costs into the future it has been assumed that existing costs are reasonable given existing service levels.

Reserve Policies

Operating Reserve

In fiscal year 2011, Council directed staff to prepare a formal policy in Ordinance form codifying the City's reserve policies and complying with Governmental Accounting Standards Board Statement # 54. Direction was given to establish a separate "Rainy Day Fund" which could not be used except in unusual circumstances. The Ordinance (effective July 28, 2011) establishes a Net Revenue Stabilization or "Rainy Day" Fund, which would have minimum fund balance of three percent (3%) of annual budgeted General Fund expenses, a target fund balance of four and a half percent (4.5%) of General Fund expenses and a maximum fund balance of six percent (6%) of annual General fund expenses. The Ordinance also requires a minimum General Fund Operating Reserve fund balance of three percent (3%) of General Fund expenses and would require that the two percent (2%) Emergency Reserve allocation be included in future year budgets. Under the Ordinance, Net Revenue Stabilization Fund balance could only be appropriated for expenditure by the City Council if at least one of three circumstances is met:

- 1.) The General Fund Operating Reserve fund balance is projected to fall below one percent (1%) of budgeted expenditures.

CITY OF NORMAN

- 2.) A natural or man-made disaster has occurred; AND the City of Norman has spent or obligated to spend the two percent Emergency Reserve account in the General Fund
- 3.) A major one-time or capital expenditure has been necessitated, such as for major repairs to or replacement of City of Norman facilities.

Ordinance O-1819-10, approved by the Council in fiscal year ending 2019, reduced the budgeted Emergency Reserve allocation requirement from 2% to 1% in each future budget year. Once the 3% Operating Reserve and the 1% Emergency Reserve have been met, this Ordinance also increases the "Rainy Day Fund" minimum balance to 4% and maximum balance to 7% of annual budgeted General Fund expenses. The new targeted balance set by this Ordinance is 5% of annual budgeted General Fund expenses.

Capital Reserve

A portion of fund balance equal to the average of the forecasted capital expenditures during the five-year forecasted period has been reserved in each fiscal year budget to provide assurance that resources are available to provide for the normal replacement of depreciable assets.

Debt Reserve

A portion of fund balance equal to the average annual debt service requirement has been reserved to provide assurance that resources are available to meet each fiscal year's debt service payment. This policy may be superseded by requirements of bond covenants or the absence of outstanding debt.

Investment Policy

Policy:

It is the policy of the City of Norman to invest all public funds in a manner which will provide the maximum security of principal, while meeting the daily cash flow demands of the City, conforming to all state and local statutes governing the investment of public funds, and providing the highest practical investment return within these guidelines.

Diversification:

The City of Norman will diversify its investments by institution. With the exception of U.S. Treasury and agency securities and authorized pools, no more than 50% of the entity's total investment portfolio will be placed through a single financial institution.

Maximum Maturities:

To the extent possible, the City of Norman will attempt to match its investments with anticipated cash flow requirements. Unless matched to a specific cash flow, the City of Norman will not directly invest in securities maturing more than ten years from the date of purchase.

CITY OF NORMAN

Internal Control:

The City Finance Director shall establish an annual process of independent review by an external auditor. The review will provide internal control by assuring compliance with policies and procedures.

Performance Standards:

The investment portfolio will be designed to obtain a market average rate of return during budgetary and economic cycles, taking into account the City of Norman's investment risk constraints and cash flow needs.

Reporting:

The City Finance Director shall provide the City Council with a monthly investment activity report within fifteen days of the closing of financial transactions for the month for which the report is made. The report shall include a listing of the investment transactions made and the amounts therefor; interest earned on each investment within the month; current investment and maturity schedules; and overall performance compared to previous years and market benchmarks.

Debt Policy

The Debt Policy for the City of Norman is established to help ensure that all debt is issued both prudently and cost effectively. The Constitution of the State of Oklahoma, Article X, Sections 26-28 allow the indebtedness of a city for the purpose of financing the purchase, construction, or improvement of any public utility or combination of public utilities which shall be owned exclusively by such city.

The City of Norman, with differing levels of approval (majority voter approval for some, 60% voter approval for some, Council approval for some), may legally issue debt using any of the debt instruments below:

- Unlimited Tax General Obligation Bonds
- Limited Tax General Obligation Bonds
- Revenue Bonds
- Certificates of Participation (COPs)
- Special Assessment District Bonds
- Tax Increment Finance District Bonds
- Revenue Anticipation Notes
- Bond Anticipation Notes
- Tax Anticipation Notes
- Short Term Debt
- Local Option Capital Asset Lending (LOCAL) Program Debt

The City of Norman's 2022 legal debt limit is approximately \$118,746, based on Section 26 of the Oklahoma Constitution. It states that bonds issued for road and/or bridge improvements cannot exceed ten percent (10%) of the net assessed valuation (gross valuation minus homestead) of

the City. This limit can be raised by a vote of the people. There is no real legal debt limit; the practical limit is based on what the voters would consider an appropriate level of property tax-backed debt.

The City maintained an "Aaa" rating from Moody's for those general obligation debt issues that are rated by the service. The Norman Utility Authority maintained an "Aaa" rating from Moody's for those debt issues that they rate.

Levelized Rates

Utility rates should be set at a level to meet the average net income requirement over a five-year period without the need for interim adjustments and to meet all reserve requirements at the end of the five-year period.

Utility Transfer to General Fund

The amount of transfer from the Water and Water Reclamation Funds in support of the General Fund is based on a policy that provides continuity in all three funds. A transfer equal to 5% of the operating revenue in each utility would return to the General Fund an amount consistent with what public utilities provide in franchise fees and property taxes. This transfer was increased in FYE 11 from 2%.

Municipal Budget Act

The City of Norman adopted the "Municipal Budget Act," a provision of State Statute, by Resolution R-7980-28 dated January 22, 1980. A copy of the Municipal Budget Act is found in this section of the document.



BUDGET CALENDAR
Fiscal Year Ending 2024

September	15 Finance Committee meeting to discuss budget process for FYE 2024
November	14 Fleet Ranking Committee reviews vehicle replacements 15 Council Work Session on Capital Budget to identify Council priorities 25 I.T. critical computer replacement list due
December	2 "Budget Kick-Off" - Distribute budget request forms & base budgets to department representatives 9 Fleet sends out vehicle list for replacement recommendations 16 Fleet vehicle REPLACEMENT requests due to Finance
January	2-6 Budget Staff meets with individual departments as requested Send out Outside Agency Letters requesting funding 6 First Draft Capital Project forms due to Budget 13 Finance/City Manager begin review of reserve/budget policies 31 All Budget Requests and Base Budget Adjustment Requests due to Budget Last day to make changes to Base Budgets
February	3 Revenue projections due to Accounting 2nd Draft Capital Project forms due to Budget 13 Preliminary Fund Summaries due 14 Council Retreat - Capital Budget (midpoint evaluations for CIP proposals) 16 Council Finance Committee Meeting on Mid-Year Amendments/Adjustments/ Outside Agency Funding Requests 20 Fleet Capital Equipment/Vehicle recommendations due to Budget Personnel Adj. recommendations due to Budget from Human Resources Health Insurance recommendation 27 Updated Dept./Div. Summary forms, Performance Measurement forms, and Org Charts due Final Capital Project forms due to Budget (last day to make changes) Send out inter-city surveys and notices to NCVB and NAC
March	3 Management Team Budget Retreat to prioritize and rank department requests 6-10 City Manager review of all Funds City Manager meets with department heads to review budget 13 Finance begins compilation of budget data 24 City Manager wrap up and proposal of budget Last day to make changes / additions to operating budget Capital Project Schedules due Meet w/ NPS for SRO Program costing for FY24
April	11 Preliminary Budget to Print Shop 13 Council & Staff receive preliminary budget document Publish Budget Summary in newspaper announcing Public Hearing 18 Council Study Session - Overview, General Fund and Special Revenue Funds 25 1st Public Hearing at Council Meeting
May	2 Council Study Session for Capital Funds 11 Publish Budget Summary in newspaper announcing Public Hearing 16 Council Study Session for Enterprise Funds 23 2nd Public Hearing at Council meeting
June	6 Council Study Session (if necessary) 13 Council considers budget for adoption 23 Final Budget to Print Shop for printing/binding 30 File budget with Excise Board & State Auditor
July	1 Beginning of Fiscal Year Ending 2024

Note: The above dates are preliminary and may change.

THE BUDGET AND ACCOUNTING PROCESS

The City of Norman, Oklahoma, is a municipal corporation incorporated under a Municipal Charter pursuant to Article XVIII, of the Constitution and laws of the State of Oklahoma. The City operates under a Council-Manager form of government and provides such services as are authorized by its Charter to advance the welfare, health, morals, comfort, safety and convenience of the City and its inhabitants.

The City's major activities or functions include police and fire protection, parks and libraries, public health and social services, planning and zoning and general administrative services. In addition, the City owns and operates four major enterprise activities - the Water, Water Reclamation and Sanitation utility system, and the Westwood Park complex. This budget includes the fund and account groups required to account for those activities, organizations and functions that are related to the City and controlled by or dependent upon the City's governing body, the City Council.

THE BUDGET PROCESS

The City prepares its annual operating budget on a basis (Budget basis) which differs from Generally Accepted Accounting Principles (GAAP basis). The major difference between GAAP and Budget basis is that encumbrances are recorded as reservations of fund balance on a GAAP basis as opposed to the equivalent of expenditures (Budget basis) in all governmental funds.

The City of Norman uses modified zero-based budgeting to develop the annual operating budget. This approach requires City Departments to present a basic budget and supplements to the basic budget, which represents program additions or enhancements. The City Council adheres to the following procedures in establishing the budget:

1. Under the City Charter, the City Manager is responsible for preparing and recommending an operating budget for City Council consideration. The City Manager, working with staff in all Departments, reviews and evaluates all basic budgets and supplemental requests to determine whether they fulfill City Council goals and objectives, improve management effectiveness, or increase productivity. The proposed budget, which the City Manager submits to the City Council, includes recommendations of the program of services, which the City should provide, and which can be financed by the City's projected revenue for the budget year. The Manager must submit a balanced budget for the next fiscal year not later than 30 days prior to the end of the current fiscal year.
2. The City Council considers the Manager's recommended budget in a series of work sessions and in public hearings at which citizen comment is invited. Citizens are encouraged to participate in the budget process. A copy of the proposed budget and the adopted budget are filed in the City Clerk's office and the Norman Public Library. Additional or supplemental information is available upon request.
3. The budget for the next fiscal year is legally enacted by the City Council through passage of an ordinance not later than seven days before the beginning of the new budget year.
4. Expenditures may not legally exceed appropriations at the Fund level for each legally adopted annual operating budget. The City Manager, without Council approval, may transfer

CITY OF NORMAN

appropriation balances from one expenditure account to another within a Fund/Department of the City. The City Council, however, must approve any transfer of unencumbered appropriation balance or portions thereof from one Fund to another.

5. Annual budgets are legally adopted for all governmental funds. Budgets for the Debt Service Funds are adopted on a basis consistent with Generally Accepted Accounting Principles. The expendable trust fund includes non-budgeted financial activities, which are not subject to an appropriated budget and the appropriation process nor to any legally authorized non-appropriated budget review and approval process.
6. At the close of each fiscal year, any unencumbered appropriation balance lapses or reverts to the undesignated fund balance.

THE ACCOUNTING PROCESS

The accounting and reporting policies of the City conform to Generally Accepted Accounting Principles ("GAAP") applicable to state and local governments. Generally Accepted Accounting Principles for local governments include those principles prescribed by the Governmental Accounting Standards Board ("GASB"), which includes all statements and interpretations of the National Council on Governmental Accounting unless modified by the GASB, and those principles prescribed by the American Institute of Certified Public Accountants in the publication entitled Audits of State and Local Governmental Units. The following is a summary of the more significant policies and practices used by the City.

BASIS OF PRESENTATION

The accounts of the City are organized and operated on the basis of funds or account groups, each of which is considered to be a separate fiscal and accounting entity. The operations of each fund are accounted for with a self-balancing set of accounts that comprise its assets, liabilities, fund balances or retained earnings, revenues and expenditures or expenses. The various funds are grouped by category and type. The City maintains the following fund classifications and account groups:

CITY OF NORMAN FUNDS

All of the funds of the City can be divided into three categories: governmental funds, proprietary funds and fiduciary funds.

GOVERNMENTAL FUNDS

Governmental funds are used to account for the relatively liquid portion of the City's assets that are not accounted for through proprietary or fiduciary funds, the short-term obligations pertaining thereto and the net balance of these financial resources available for subsequent appropriation and expenditure.

General Fund - The General Fund is the general operating fund of the City. This fund is used to account for all financial resources except those required to be accounted for in another fund.

Special Revenue Funds - Special Revenue Funds are used to account for the proceeds of specific revenue sources (other than special assessments, expendable trusts or major capital projects) that are legally restricted to expenditures for specific purposes.

CITY OF NORMAN

Debt Service Funds - Debt Service Funds are used to account for the accumulation of resources for, and the payment of general long-term debt principal, interest and related costs.

Capital Project Fund - The Capital Projects Fund is used to account for financial resources to be used for the acquisition or construction of major capital facilities (other than those financed by proprietary funds and trust funds). They are presented in a separate document.

PROPRIETARY FUNDS

Proprietary Funds are those used to account for the City's ongoing organizations and activities which are similar to those found in the private sector. The measurement focus is upon capital maintenance and upon determination of net income, financial position and changes in financial position.

Enterprise Funds - Enterprise Funds are used to account for operations (a) that are financed and operated in a manner similar to private business enterprises wherein the intent of the governing body is that the costs (expenses including depreciation) of providing goods or services to the general public on a continuing basis are financed or recovered primarily through user charges or (b) where the governing body has decided that periodic determination of revenues earned, expenses incurred or net income is appropriate for capital maintenance, public policy, management control, accountability or other purposes.

Internal Service Funds - Internal Service Funds are used to allocate certain costs (e.g. Risk Management/Insurance) to other funds within the government.

FIDUCIARY FUNDS

Fiduciary Funds are used to account for assets held by the City in a trustee capacity or as an agent for other governmental units and/or other funds. Trust and Agency Funds include expendable trust and payroll agency funds. (Not presented in this document).

CITY OF NORMAN

FUNDING SOURCES FOR EACH DEPARTMENT

Divisions	Governmental Funds				Proprietary Funds	
	General Fund	Special Revenue Funds	Debt Service Funds	Capital Projects Funds	Enterprise Funds	Internal Service Fund
City Clerk	GF					
City Council	GF					
City Manager	GF					
Finance	GF					
Fire	GF					
Human Resources	GF					
Information Technology	GF					
Legal	GF					
Municipal Court	GF					
Parks & Recreation	GF					
Planning & Development	GF					
Police & Emergency Communications	GF					
Public Works	GF					
Non-Departmental	GF					
Net Revenue Stabilization (Rainy Day)	GF					
CLEET		SR				
Community Development		SR				
Fire - Public Safety Sales Tax		SR				
Police - Public Safety Sales Tax		SR				
Room Tax		SR				
Seizures & Restitution		SR				
Special Grants		SR				
Art in Public Places		SR				
Westwood Park		SR				
Public Transportation		SR				
Sanitation					EN	
Water Reclamation					EN	
Sewer Maintenance					EN	
New Development Excise					EN	
Water					EN	
Risk Management						IS
Capital Projects				CA		
Norman Forward Sales Tax				CA		
Park Land & Development				CA		
University North Park TIF District				CA		
Center City TIF District				CA		
Arterial Roads Recoupment				CA		
General Debt Service			DS			
General Obligation Bond			DS			

BASIS OF ACCOUNTING

Basis of accounting refers to the time at which revenues and expenditures or expenses are recognized in the accounts and reported. Governmental funds, expendable trust funds, and agency funds are accounted for using the modified accrual basis of accounting. Under the modified accrual basis of accounting, revenues are recognized when they become measurable and available as net current assets. Available means collectible within the current period or expected to be collected within 60 days after year end and be used to pay liabilities of the current period. Expenditures are generally recognized under the modified accrual basis of accounting when the related fund liability is incurred. Exceptions to this general rule include unmatured principal and interest on general long-term obligations which are recognized when due. This exception is in conformity with Generally Accepted Accounting Principles.

Property tax revenues and sales tax receipts are considered measurable and available when collected and recognized as revenue at that time. Licenses and permits, fines and forfeits, and miscellaneous revenues are recorded as revenues when received in cash because they are generally not measurable until actually received. Investment earnings are recorded on the accrual basis in all funds.

Intergovernmental revenues are recorded on a basis applicable to the legal and contractual requirements of the various individual grant programs.

All proprietary funds are accounted for using the accrual basis of accounting. Under the accrual basis of accounting, revenues are recognized in the accounting period in which they are earned and become measurable. Expenses are recorded in the accounting period incurred, if measurable.

Encumbrances represent commitments related to unperformed contracts for goods or services. Encumbrance accounting, under which purchase orders, contracts and other commitments for the expenditure of funds are recorded in order to reserve that portion of the applicable appropriation, is utilized in the governmental funds. Encumbrances outstanding at year-end are reported as reservations of fund balances and do not constitute expenditures or liabilities since the commitments will be honored during the subsequent year. For budgetary purposes, encumbrances outstanding at year end and the related appropriation are carried forward to the new fiscal year. Encumbrances constitute the equivalent of expenditures for budgetary purposes.

MUNICIPAL BUDGET ACT
(Title 11 Oklahoma Statutes 2006)

SECTION 17-201. MUNICIPAL BUDGET ACT.

This act may be cited as the "Municipal Budget Act."

SECTION 17-202. PURPOSE OF ACT.

The purpose of this act is to provide an alternate budget procedure for municipal governments, which will:

1. Establish standard and sound fiscal procedures for the adoption and administration of budgets;
2. Make available to the public and investors sufficient information as to the financial conditions, requirements and expectations of the municipal government; and
3. Assist municipal governments to improve and implement generally accepted standards of finance management.

SECTION 17-203. APPLICATION OF ACT

This act shall apply to any incorporated city or town which, by resolution of the governing body, opts to come under and comply with all its provisions and requirements. Once a municipality has selected the Municipal Budget Act to govern its budget procedures, the provisions of this act shall take precedence over any other state laws applicable to municipal budgets, except as may be provided otherwise in this act, and supersede any conflicting laws. Any action of a municipal governing body to implement, rescind or repeal the application of the Municipal Budget Act shall be effective as of the beginning or end of a budget year pursuant to this act.

SECTION 17-204. DEFINITIONS

As used in this act:

1. "Account" means an entity for recording specific revenues or expenditures, or for grouping related or similar classes of revenues and expenditures and recording them within a fund or department;
2. "Appropriated fund balance" means any fund balance appropriated for a fund for the budget year;
3. "Appropriation" means an authorization to expend or encumber income and revenue provided for a purpose;
4. "Budget" means a plan of financial operations for a fiscal year, including an estimate of proposed expenditures for given purposes and the proposed means for financing them;
5. "Budget summary" means a tabular listing of revenues by source and expenditures by purpose for the budget year;

CITY OF NORMAN

6. "Budget year" means the fiscal year for which a budget is prepared or being prepared;
7. "Chief executive officer" means the mayor of an aldermanic city or a strong-mayor-council city, the mayor of a town, or the city manager or chief administrative officer as it may be defined by applicable law, charter or ordinance;
8. "Current year" means the year in which the budget is prepared and adopted, or the fiscal year immediately preceding the budget year;
9. "Deficit" means the excess of a fund's current liabilities and encumbrances over its current financial assets as reflected by its books of account;
10. "Department" means a functional unit within a fund which carries on a specific activity, such as a fire department or a police department within a general fund;
11. "Estimated revenue" means the amount of revenues estimated to be received during the budget year;
12. "Fiscal year" means the annual period for reporting fiscal operations which begins and ends on dates as the Legislature provides or as provided by law;
13. "Fund" means an independent fiscal and accounting entity with a self-balancing set of accounts to record cash and other financial resources, together with all liabilities, which are segregated for the purpose of carrying on specific activities or attaining certain objectives;
14. "Fund balance" means the excess of a fund's current financial assets over its current liabilities and encumbrances, as reflected by its books of account;
15. "Governing body" means the city council of a city, the board of trustees of a town, or the legislative body of a municipality as it may be defined by applicable law or charter provision;
16. "Immediate prior fiscal year" means the year preceding the current year;
17. "Income and revenue provided" means the amount estimated or actual income and revenue appropriated by the governing body of the municipality;
18. "Levy" means to impose ad valorem taxes or the total amount of ad valorem taxes for a purpose or entity;
19. "Operating reserve" means that portion of the fund balance of the municipality which has not been appropriated in a budget year for another purpose;
20. "Municipality" means any incorporated city or town; and
21. "Purpose" means the specific budget item for a contract or claim.

SECTION 17-205. ANNUAL BUDGET - PREPARATION AND SUBMISSION - ASSISTANCE OF OFFICERS, EMPLOYEES AND DEPARTMENTS

At least thirty (30) days prior to the beginning of each fiscal year, a budget for the municipality shall be prepared by the chief executive officer and submitted to the governing body. The chief executive officer may require any other officer or employee who is charged with the management or control of any department or office of the municipality to furnish estimates for the fiscal year covering estimated revenues and expenditures of the department or office on or before a date set by the chief executive officer.

SECTION 17-206. REQUIREMENTS AND CONTENTS OF BUDGET

- A. The municipal budget shall present a complete financial plan for the municipality and shall present information necessary and proper to disclose the financial position and condition of the municipality and the revenues and expenditures thereof.
- B. Unless the budget is prepared in accordance with the subsection E of this section, the budget shall contain the following contents:
 - 1. The budget shall contain a budget summary;
 - 2. It shall also be accompanied by a budget message, which shall explain the budget and describe its important features;
 - 3. The budget format shall be as provided by the governing body in consultation with the chief executive officer; and
 - 4. It shall contain at least the following in tabular form for each fund, itemized by department and account within each fund:
 - a. actual reserves and expenditures for the immediate prior fiscal year,
 - b. revenues and expenditures for the current fiscal year as shown by the budget for the current year as adopted or amended, and
 - c. estimates of revenues and expenditures for the budget year.
- C. The estimate of revenues for any budget year shall include probable income by source which the municipality is legally empowered to collect or receive at the time the budget is adopted. The estimate shall be based on a review and analysis of past and anticipated revenues of the municipality. Any portion of the budget of revenues to be derived from ad valorem property taxation shall not exceed the amount of tax which is available for appropriation, as finally determined by the county excise board, or which can or must be raised as required by law. The budget of expenditures for each fund shall not exceed the estimated revenues for each fund. No more than ten percent (10%) of the total budget for any fund may be budgeted for miscellaneous purposes. Included in the budget of revenues or expenditures for any fund may be amounts transferred from or to another fund. Any such interfund transfer must be shown as a disbursement from the one fund and as a receipt to the other fund.

CITY OF NORMAN

- D. Encumbrances for funds whose sole purpose is to account for grants and capital projects and/or any unexpended appropriation balances may be considered nonfiscal and excluded from the budget by the governing body, but shall be re-appropriated to the same funds, accounts and for the same purposes for the successive fiscal year, unless the grant, project or purpose is designated or declared closed or completed by the governing body.
- E. As an alternative to the budget format and content described in subsections B, C, and D of this section, the municipality may prepare its budget in a program or purpose format for the municipality as a whole without regard to fund accounting. Such budget shall be subject to all other requirements of the Municipal Budget Act, except those requirements specifically related to fund accounting.

SECTION 17-207. MONIES RECEIVED AND EXPENDED MUST BE ACCOUNTED FOR BY FUND OR ACCOUNT

Any monies received or expended by a municipality must be accounted for by fund and account, regardless of the format of the budget. Each municipality shall adopt an appropriation for the general fund and for all other funds established by the governing body pursuant to the provisions of Section 17-212 of this title, or as an alternative, for each purpose as established by the governing body. The municipal governing body shall determine the needs of the municipality for sinking fund purposes, pursuant to the provisions of Section 431 of Title 62 of the Oklahoma Statutes, Section 3017 of Title 68 of the Oklahoma Statutes, and Section 28 of Article 10 of the Oklahoma Constitution, and include these requirements in the debt service budget for the budget year.

SECTION 17-208. PUBLIC HEARING ON PROPOSED BUDGET - NOTICE - COPIES OF PROPOSED BUDGET

The municipal governing body shall hold a public hearing on the proposed budget no later than fifteen (15) days prior to the beginning of the budget year. Notice of the date, time and place of the hearing, together with the proposed budget summary, shall be published in a newspaper of general circulation in the municipality not less than five (5) days before the date of the hearing. The municipal clerk shall make available a sufficient number of copies of the proposed budget as the governing body shall determine and have them available for review or for distribution or sale at the office of the municipal clerk. Whenever the total operating budget, not including debt service, does not exceed Twelve Thousand Dollars (\$12,000.00) per year, the proposed budget summary and notice may be posted at the governing body's principal headquarters in lieu of publication in a newspaper. At the public hearing on the budget any person may present to the governing body comments, recommendations or information on any part of the proposed budget.

SECTION 17-209. ADOPTION OF BUDGET - FILING - EFFECTIVE PERIOD - USE OF APPROPRIATED FUNDS - LEVYING TAX

- A. After the hearing and at least seven (7) days prior to the beginning of the budget year, the governing body shall adopt the budget by resolution, or as any charter may require. The governing body may add or increase items or delete or decrease the items in the budget. In all cases the appropriations shall not exceed the income and revenue provided by the governing body from estimated revenues and appropriated fund balance.

CITY OF NORMAN

- B. The adopted budget shall be transmitted to the State Auditor and Inspector within thirty (30) days after the beginning of the fiscal year of the municipality and one copy shall be kept on file in the office of the municipal clerk. A copy of the municipality's sinking fund requirements shall be filed with the excise board of the county or counties in which the municipality is located.
- C. The adopted budget shall be in effect on and after the first day of the fiscal year to which it applies. The budget as adopted and filed with the State Auditor and Inspector shall constitute an appropriation for each purpose as defined by the governing body, and the appropriation thus made shall not be used for any other purpose except as provided by law.
- D. At the time required by law, the county excise board shall levy the taxes necessary for the municipality's sinking fund for the budget year pursuant to Section 431 of Title 62 of the Oklahoma Statutes.

SECTION 17-210. PROTESTS - FAILURE TO PROTEST - EXAMINATION OF FILED BUDGET

Within fifteen (15) days after the filing of any municipal budget with the State Auditor and Inspector, any taxpayer may file protests against any levy of ad valorem taxes for creating sinking funds in the manner provided by this section and Sections 24104 through 24111 of Title 68 of the Oklahoma Statutes. The fifteen-day protest period begins upon the date the budget is received in the Office of the State Auditor and Inspector. After receipt of a taxpayer protest, the State Auditor and Inspector shall transmit by certified mail one copy of each protest to the municipal clerk, and one copy of each protest to the county treasurer and the excise board of each county in which the municipality is located. The taxpayer shall specify the grounds upon which the protest is based. Any protest filed by any taxpayer shall inure to the benefit of all taxpayers. Provided, the provisions of this section shall not delay any budget expenditures of a municipality if the amount of revenue from the ad valorem tax levy which is deposited in the municipal general fund is less than five percent (5%) of the total revenue accruing to the municipal general fund during the prior year. If no protest is filed by any taxpayer within the fifteen-day period, the budget and any appropriations thereof shall be deemed legal and final until amended by the governing body or the county excise board as authorized by law. Taxpayers shall have the right at all reasonable times to examine the budget on file with the municipal clerk or the State Auditor and Inspector for the purpose of filing protests in accordance with this section and Sections 24104 through 24111 of Title 68.

SECTION 17-211. EXPENDITURE OR ENCUMBRANCE OF FUNDS - BALANCES TO BE CARRIED FORWARD - UNLAWFUL ACTS AND LIABILITY THEREFORE

- A. No expenditure may be incurred or made by any officer or employee, which exceeds the fund balance for any fund. Any fund balance remaining in a fund at the end of the fiscal year shall be carried forward to the credit of the fund for the next fiscal year. No expenditure may be authorized or made by any officer or employee, which exceeds the appropriation of any fund.
- B. It shall be unlawful for any officer or employee of the municipality in any budget year:

CITY OF NORMAN

1. To create or authorize creation of a deficit in any fund; or
 2. To authorize, make or incur expenditures in excess of ninety percent (90%) of the appropriation for any fund or the budget as adopted or amended until revenues received, including the prior fiscal year's fund balance carried forward, totals an amount equal to at least ninety percent (90%) of the appropriation for the fund. Expenditures may then be made and authorized so long as any expenditure does not exceed any fund balance.
- C. Any obligation that is contracted or authorized by any officer or employee in violation of this act shall become the obligation of the officer or employee himself and shall not be valid or enforceable against the municipality. Any officer or employee who violates this act shall forfeit his office or position and shall be subject to such civil and criminal punishments as are provided by law. Any obligation, authorization for expenditure or expenditure made in violation of this act shall be illegal and void.

SECTION 17-212. FUNDS - ESTABLISHMENT - KINDS

A municipality shall establish funds consistent with legal and operating requirements. Each municipality shall maintain according to its own needs some or all of the following funds or ledgers in its system of accounts:

1. A general fund, to account for all monies received and disbursed for general municipal government purposes, including all assets, liabilities, reserves, fund balances, revenues and expenditures which are not accounted for in any other fund or special ledger account. All monies received by the municipality under the motor fuel tax or under the motor vehicle license and registration tax and earmarked for the street and alley fund may be deposited in the general fund and accounted for as a "street and alley account" within the general fund. Expenditures from this account shall be made as earmarked and provided by law. All references to the street and alley fund or to the special fund earmarked for state-shared gasoline and motor vehicle taxes may mean the street and alley account provided in this section;
2. Special revenue funds, as required, to account for the proceeds of specific revenue sources that are restricted by law to expenditures for specified purposes;
3. Debt service fund, which shall include the municipal sinking fund, established to account for the retirement of general obligation bonds or other long term debt and payment of interest thereon and judgments as provided by law. Any monies pledged to service general obligation bonds or other long-term debt must be deposited in the debt service fund;
4. Capital project funds, to account for financial resources segregated for acquisition, construction or other improvement related to capital facilities other than those accounted for in enterprise funds and non-expendable trust funds;
5. Enterprise funds, to account for each utility or enterprise or other service, other than those operated as a department of the general fund, where the costs are financed primarily through user charges or where there is a periodic need to determine revenues earned, expenses incurred or net income for a service or program.

CITY OF NORMAN

6. Trust agency funds, to account for assets held by the municipality as trustee or agent for individuals, private organizations or other governmental units or purposes, such as a retirement fund or a cemetery perpetual care fund;
7. Special assessment funds, to account for the financing of public improvements or services deemed to benefit properties against which special assessments are levied; a separate fund for each special improvement district established by the governing body shall be established, each of which shall be known as a special assessment fund;
8. Internal service funds, to account for the financing of goods or services provided by one department or agency of the municipality to another department or agency, or to another government, on a cost reimbursement basis;
9. A ledger or group of accounts in which to record the details relating to the general fixed assets of the municipality;
10. A ledger or group of accounts in which to record the details relating to the general bonds or other long term debt of the municipality; or
11. Such other funds or ledgers as may be established by the governing body.

SECTION 17-213. FUNDS - CLASSIFICATION OF REVENUES AND EXPENDITURES

Each fund shall be made up of accounts for classifying revenues and expenditures. Revenues shall be classified separately by source. Expenditures shall be departmentalized within each fund and shall be classified into at least the following accounts:

1. Personal services, which may include expenses for salaries, wages, per diem or other compensation, fees, allowances or reimbursement for travel expenses, and related employee benefits, paid to any officer or employee for services rendered or for employment. Employee benefits may include employer contributions to a retirement system, insurance, sick leave, terminal pay or similar benefits;
2. Materials and supplies, which may include articles and commodities which are consumed or materially altered when used, such as office supplies, operating supplies and repair and maintenance supplies, and all items of expense to any person, firm or corporation rendering service in connection with repair, sale or trade of such articles or commodities;
3. Other services and charges, which may include all current expenses other than those listed in paragraphs 1, 2, 4, 5 or 6 in this section, such as services or charges for communications, transportation, advertising, printing or binding, insurance, public utility services, repairs and maintenance, rentals, miscellaneous items and all items of expenses to any person, firm or corporation rendering such services;
4. Capital outlays, which may include outlays which result in acquisition of or additions to fixed assets which are purchased by the municipality, including machinery and equipment, furniture, land, buildings, improvements other than buildings, and all construction, reconstruction, appurtenances or improvements to real property accomplished according to the conditions of contract;

CITY OF NORMAN

5. Debt service, which may include outlays in the form of debt principal payments, periodic interest payments, or related service charges for benefits received in part in prior fiscal periods as well as in current and future fiscal periods; and
6. Fund transfers, which may include permanent transfers of resources from one fund to another.

SECTION 17-214. FUNDS - OPERATING RESERVE

A municipality may create an operating reserve for the purpose of providing a fund or reserve out of which to meet emergency expenditures.

SECTION 17-215. TRANSFER OF UNEXPENDED OR UNENCUMBERED APPROPRIATION - LIMITATIONS ON ENCUMBRANCES OR EXPENDITURES

- A. The chief executive officer, or designee, as authorized by the governing body, may transfer any unexpended and unencumbered appropriation or any portion thereof from one purpose to another; except that no appropriation for debt service or other appropriation required by law or ordinance may be reduced below the minimums required.
- B. Any fund balance in an unrestricted fund of the municipality may be transferred to another fund of the municipality as authorized by the governing body. Other interfund transfers may be made only as adopted or amended according to Section 17-206 or 17-216 of this title.
- C. Whenever the necessity for maintaining any fund of a municipality has ceased to exist and a balance remains in the fund, the governing body may authorize the transfer of the balance to the general fund or any other designated fund, unless otherwise provided by law.
- D. No encumbrance or expenditure may be authorized or made by any officer or employee, which exceeds the available appropriation for each purpose as defined by the governing body.

SECTION 17-216. SUPPLEMENTAL APPROPRIATIONS TO FUNDS - AMENDMENT OF BUDGET

- A. The governing body may amend the budget to make supplemental appropriations to any purpose up to the amount of additional income and revenues, which are available and provided for current expenditures due to:
 1. Revenues received or to be received from sources not anticipated in the budget for that year;
 2. Revenues received or to be received from anticipated sources but in excess of the budget estimates therefore; or
 3. Unexpended and unencumbered fund balances on hand at the end of the preceding fiscal year, which had not been anticipated or appropriated in the budget. Any appropriation authorizing the creating of indebtedness shall be governed by the applicable provisions of Section 26 of Article 10 of the Oklahoma Constitution.

CITY OF NORMAN

- B. If at any time during the budget year it appears probable that revenues available will be insufficient to meet the amount appropriated, or that due to unforeseen emergencies there is temporarily insufficient money to meet the requirements of appropriation, the governing body shall take action as it deems necessary. For that purpose, it may amend the budget to reduce one or more appropriations or it may amend the budget to transfer money from one purpose to another purpose, but no appropriation for debt service may be reduced and no appropriation may be reduced by more than the amount of the unencumbered and unexpended balance thereof. No transfer shall be made from the debt service fund to any other fund except as may be permitted by the terms of the bond issue or applicable law.
- C. A budget amendment as provided in this section authorizing supplemental appropriations or a decrease in the total appropriation of funds shall be adopted at a meeting of the governing body and filed with the municipal clerk and the State Auditor and Inspector.

SECTION 3002 – AUDITS (Title 68 Oklahoma Statutes 2001)

- A. (Also pertains to counties and school districts).
- B. Each municipality that does not prepare an annual audit pursuant to Section 17-105 of Title 11 of the Oklahoma Statutes shall make a financial statement as required by this section. Such municipality shall adopt a budget, which shall contain estimates of expenditures and revenues, including probable income by source, for the budget year; provided, that all municipalities may use estimated fund balances if final certified fund balances are not available. The budget shall be in a format similar to the estimate of needs or, at the municipality's discretion, to Sections 17-207 and 17-212 through 17-214 of Title 11 of the Oklahoma Statutes. This section shall not apply to any municipality that has opted to prepare a budget pursuant to the Municipal Budget Act.
- C. Each budget and each financial statement and estimate of needs for each county, city, incorporated town, or school district, as prepared in accordance with this section, shall be published in one issue in some legally qualified newspaper published in such political subdivision. If there be no such newspaper published in such political subdivision, such statement and estimate shall be so published in some legally qualified newspaper of general circulation therein; and such publication shall be made, in each instance, by the board or authority making the estimate.
- D. The financial statements and estimates of all counties shall be filed with the county excise board on or before August 17 of each year; and the financial statements and budgets of all incorporated towns shall be filed with the county excise board on or before August 22 of each year; and the financial statements and budgets of all cities shall be filed with the county excise board on or before August 27 of each year; and the financial statements and estimates of all school districts shall be filed with the county excise board on or before September 1 of each year. Said financial statements and estimates shall have attached thereto an affidavit showing the publication thereof as required herein, or they may be filed and the said affidavit attached thereto at any time within five (5) days after the filing thereof.

NORMAN IMPLEMENTATION OF MUNICIPAL BUDGET STATUTES

The City of Norman and its related Trusts and Authorities have been in full compliance with Generally Accepted Accounting Principles and the Oklahoma Municipal Budget Act since 1988. Some of the defined terms in Section 17-204 and 17-213 of the Municipal Budget Act are further explained as follows:

“Municipality” is The City of Norman and **“Governing Body”** is the City Council;

“Budget Year” and **“Fiscal Year”** is July 1 through June 30;

“Chief Executive Officer” is the City Manager;

“Personal Services” category expenditures are **“Salaries and Benefit”** category expenditures. These expenditures are generally for payments directly to full and part-time employees of the City, including contributions to retirement and pensions, social security, health insurance, uniform allowances and related expenses.

“Materials and Supplies” category expenditures are generally for consumable goods that are used (or “materially altered” when used) by City employees to provide services to the public and/or our customers (e.g., purchases of pencils, oil filters, chlorine).

“Other Services and Charges” category expenditures are **“Services and Maintenance”** category expenses, generally for services provided to the City of Norman by outside vendors (e.g., hiring Xerox to fix a City copier; hiring a Spanish interpreter, etc.).

“Internal Service” category expenditures are similar to **“Services and Maintenance”** category expenditures, except that the “vendor” that is providing the services to the City of Norman is another City department. Internal Service “vendors” of the City include the Fleet Management Division (providing centralized fueling and vehicle repair), the Facilities Management Division (providing centralized building repair, custodial and maintenance), the Office Services Division (providing centralized printing and mailing services) and the Risk Management Division (providing worker’s compensation, health insurance and property casualty services).



FINANCIAL SUMMARIES

CITY OF NORMAN

**GENERAL FUND
BUDGET
HIGHLIGHTS**

Background

The General Fund is used to account for resources that are utilized for general government activities such as:

- Park and Public Lands Maintenance
- Street Maintenance
- Neighborhood Revitalization and Code Compliance
- Public Safety and Emergency Response
- Traffic Control
- Public Transportation
- Stormwater Drainage and Flood Control

These services are distinct in that they promote the overall public good, are provided to everyone in the community equally, and cannot be denied to anyone.

The major sources of revenue are sales tax, franchise fees, and cost allocation charges. Sales tax revenues allocated to the General Fund are equal to 77% of a three percent tax (3%). Franchise fees are generated by a fee on the gross receipts within Norman of public utilities as follows:

A T & T Cable	5%
A T & T Telephone	2%
Oklahoma Gas & Electric	3%
Oklahoma Natural Gas	3%
Cox Communications Cable	5%
Cox Communications Telephone	2%
Oklahoma Electric Cooperative	5%

The City's Water and Water Reclamation Utility Enterprises also make a five percent (5%) payment in-lieu of franchise fees to the General Fund.

Revenues derived from cost allocation charges are the result of the distribution of the cost of centrally-provided support services benefiting departments of the City such as:

- Management (Council and Manager)
- Accounting/Purchasing/Payroll/Risk Management
- Human Resources
- Information Systems
- Legal
- Investment/Debt Administration

CITY OF NORMAN

A five-year financial forecast is found in this section. The purpose of a five-year forecast is to project existing conditions into the future, given certain assumptions, in order to determine future financial viability, to identify financial strengths and weaknesses, and to provide a base for remedial or supportive financial policy.

FYE 24 Budget

The Fiscal Year Ending June 30, 2024 (FYE 24) budget is a legally balanced budget in that total resources available for appropriations are greater than total expenditures.

Estimated Beginning Fund Balance	\$ 17,897,817
Current Revenues & Interfund Transfers	<u>105,057,886</u>
Total Available Resources	122,955,703
Current Expenditures & Interfund Transfers	<u>(106,820,379)</u>
Estimated Ending Fund Balance	\$16,135,324

In the City's Comprehensive Annual Financial Report, (page 93) for Fiscal Year ending June 30, 2022, reconciliation is given between budget fund balance and the General Fund balance reported on the City Balance Sheet. This reconciliation is summarized as follows:

Fund balances – budgetary basis, June 30, 2022	\$ 9,219,316
Encumbrances outstanding	<u>3,888,121</u>
Fund summary cash balance	13,107,437
Current year accruals	9,472,599
“Rainy Day” Fund Balance	<u>4,168,853</u>
Total fund balances – fund balance sheet, June 30, 2022	\$ 26,748,889

Estimated sales tax revenues are normally based on a 20-year, multivariate regression model. Due to variability in recent collection trends, FYE 24 sales tax is being projected at a 2% increase over estimated FYE 23 collections. Use tax is projected at a 4% increase from FYE 23 estimated figures. Franchise fees are projected at a 3% increase from FYE 23 estimated figures. Licenses and permit fees are projected at a 1% increase from FYE 23 estimated figures. Fines and forfeitures are estimated at a 3% increase over FYE 23 estimated collections and service fees and charges are estimated at a 1% increase from FYE 23 estimated figures.

FYE 24 expenditures are projected based on a line-item analysis within each department. Salaries and benefits are budgeted with no cost of living increases to employee salaries, but do include merit increases.

A 12% increase in salaries and benefits, a -5% decrease in supplies and materials and a -4% decrease in services and maintenance costs from FYE 23 estimated figures are proposed for FYE 24. The salary and benefit increase is attributable to 12 additional employees and merit increases. Internal service costs were increased by 35% from the FYE 23 estimated figures.

CITY OF NORMAN

For the FYE 24 General Fund Budget, the following position changes were made:

Department

Change

City Manager's Department

Added an Assistant City Manager, transferred 3 Stormwater Quality employees from the Public Works Department, transferred 6 Environmental Services employees from the Water Reclamation Fund, and transferred the Diversity & Equity Officer and ADA Technician to the Human Resources Department

Legal Department

Added an Assistant City Attorney I

Information Technology

Added a Business Systems Analyst

Planning Department

Added a PPT GIS Intern

Parks and Recreation Department

Added a PPT Recreation Technician and a Construction & Facilities Program Manager

All line items have been reviewed on multiple occasions by department staff, Finance Department staff and the City Manager.

Five Year Outlook

- Sales tax revenues are projected at an increase of 2% from FYE 23 Estimate to FYE 24. Projections for FYE 25 through FYE 28 are also projected on an average annual growth rate of 2%.
- State use tax are projected to increase at an average rate of 4% and franchise and other taxes are projected to increase at an average of 3% from FYE 24 through FYE 28. Other major revenues are projected to increase at various rates.
- Transfers from the Water and Water Reclamation Utilities will be based on a rate equal to 5% of the gross operating revenues in each utility. This represents a policy to replicate the franchise fee payments from private utilities for franchise fees for the use of public rights-of-way. In addition, transfers from the Capital Improvement Fund are made for financing General Fund capital equipment needs.
- FYE 24 net expenditures represent an approximate 18% increase over FYE 23 Budget. Total expenditures are projected to increase an average of 3% for future years.
- Other expenditure categories are generally based upon the current year level with a 1% increase per year after FYE 24, except Internal Services, which is projected at a 2% increase after FYE 24. Salaries and Benefits are projected at a 12% increase from FYE 23 to FYE 24 and a 5% annual increase after FYE 24.

Council Amendments to the Proposed Budget

Upon adoption of the FYE 24 Annual Budget, the Council made the following amendments to the proposed budget in the General Fund:

- A total of \$1,391,635 will be transferred from the General Fund to the Capital Improvements Fund for the following capital projects:

CITY OF NORMAN

- \$25,000 for engineering design of capital improvements in the vicinity of Reed Avenue between Main Street and Eufala Street
 - \$300,000 for continuation of an Americans with Disabilities Act Compliance capital program
 - \$216,635 for additional sidewalk improvements
 - \$200,000 for an Association of Central Oklahoma Governments sidewalk matching grant program
 - \$150,000 for a two-year pilot Public Mural Art program
 - \$500,000 for improvements at 718 N. Porter
- Allocations to the City Council Department for the provision of passenger greeting and other services at the Norman Santa Fe Depot were increased by \$4,000.
 - As a result of the voter approval of the Room Tax rate increase, allocations to General Fund Room Tax Administration were increased by \$51,000.

Summary

The FYE 24 General Fund Budget is a balanced budget that has maintained major service levels with current expenditures estimated to exceed current revenues by \$1,762,493. Estimated year-end reserves of \$16,135,324 exceed the 3% required operating reserve level.

CITY OF NORMAN

GENERAL FUND (10)
STATEMENT OF REVENUES AND EXPENDITURES

	A	B	C	D	E	F	G	H	I
	FYE 22 ACTUAL	FYE 23 ADOPTED	FYE 23 ESTIMATED	FYE 24 PRELIMINARY	FYE 24 ADOPTED	FYE 25 PROJECTED	FYE 26 PROJECTED	FYE 27 PROJECTED	FYE 28 PROJECTED
1 Beginning Fund Balance	\$ 4,291,093	\$ 15,120,647	\$ 13,107,417	\$ 17,897,817	\$ 17,897,817	\$ 16,135,324	\$ 17,372,594	\$ 16,742,449	\$ 15,433,616
2									
3 Revenues:									
4 Sales Tax	\$54,864,717	\$ 54,097,700	\$ 54,097,700	\$ 55,179,654	\$ 55,179,654	\$ 56,283,247	\$ 57,408,912	\$ 58,557,091	\$ 59,728,232
5 State Use Tax	10,639,117	10,906,928	12,000,000	12,480,000	12,480,000	12,979,200	13,498,368	14,038,303	14,599,835
6 Franchise Fees	7,294,416	6,945,385	6,945,385	7,153,746	7,153,746	7,368,359	7,589,409	7,817,092	8,051,604
7 Other Tax	2,527,670	3,315,339	2,400,000	2,472,000	2,472,000	2,546,160	2,622,545	2,701,221	2,782,258
8 Fines/Forfeitures	1,090,082	1,184,080	1,184,080	1,219,602	1,219,602	1,256,190	1,293,876	1,332,692	1,372,673
9 Interest/Investment Income	(81,334)	189,425	189,425	193,214	193,214	197,078	201,020	205,040	209,141
10 Other Revenues	939,080	2,641,621	2,641,621	2,668,037	2,668,037	2,694,717	2,721,664	2,748,881	2,776,370
11 License/Permit Fees	1,386,460	991,565	991,565	1,001,481	1,001,481	1,011,496	1,021,611	1,031,821	1,042,145
12 Service Fees and Charges	1,406,822	2,222,497	2,222,497	2,234,872	2,234,872	2,257,221	2,279,793	2,302,591	2,325,617
13 Cost Allocation Chrgs.	4,268,404	4,053,709	4,053,709	5,764,832	5,815,832	5,822,480	5,880,705	5,939,512	5,998,907
14 Internal Chrgs.	6,251,135	7,760,442	7,760,442	7,798,924	7,798,924	7,954,902	8,114,001	8,276,281	8,441,806
15									
16 Subtotal	\$90,586,569	\$ 94,308,691	\$ 94,486,424	\$ 98,166,362	\$ 98,217,362	\$100,371,051	\$102,631,904	\$104,950,530	\$107,328,589
17									
18 I/F Transf - Water	\$ 1,101,952	\$ 1,111,800	\$ 1,111,800	\$ 1,126,436	\$ 1,126,436	\$ 1,148,965	\$ 1,171,944	\$ 1,195,383	\$ 1,219,291
19 I/F Transf - Wastewater	587,461	603,269	595,000	615,334	615,334	610,000	610,000	610,000	610,000
20 I/F Transf - Sanitation	-	-	-	-	-	-	-	-	-
21 I/F Transf - CIP (St Maint)	77,174	81,034	81,034	85,085	85,085	89,340	93,807	98,497	103,422
22 I/F Transf - Capital Outlay	2,743,481	4,096,539	7,709,984	4,635,671	4,635,671	4,728,384	4,822,952	4,919,411	5,017,799
23 I/F Transf - Norman Forward Fd	349,828	363,569	363,569	377,998	377,998	393,147	409,055	425,758	443,295
24 I/F Transf - Transportation Fund	3,221,610	-	-	-	-	-	-	-	-
25 I/F Transf - Insurance	47,446	-	73,066	-	-	-	-	-	-
26 I/F Transf - UNP TIF Fund	-	-	-	-	-	-	-	-	-
27									
28 Subtotal	\$ 8,128,952	\$ 6,256,211	\$ 9,934,453	\$ 6,840,524	\$ 6,840,524	\$ 6,969,836	\$ 7,107,757	\$ 7,249,048	\$ 7,393,807
29									
30 Total Revenue	\$98,715,521	\$100,564,902	\$104,420,877	\$ 105,006,886	\$105,057,886	\$107,340,887	\$109,739,661	\$112,199,578	\$114,722,396
31									
32 Expenditures:									
33 Salary / Benefits	\$60,934,923	\$ 61,787,229	\$ 61,705,916	\$ 69,197,181	\$ 69,197,181	\$ 72,657,040	\$ 76,289,892	\$ 80,104,387	\$ 84,109,606
34 Supplies/Materials	6,344,018	7,480,513	8,212,500	7,768,261	7,768,261	7,845,944	7,924,403	8,003,647	8,083,684
35 Services/Maintenance	10,205,119	12,445,579	15,028,998	14,478,000	14,482,000	14,622,780	14,769,008	14,916,698	15,065,865
36 Internal Services	3,375,306	3,862,248	3,862,248	5,225,053	5,225,053	5,329,554	5,436,145	5,544,868	5,655,765
37 Capital Equipment	2,743,481	4,096,539	7,709,984	7,867,471	7,867,471	4,728,384	4,822,952	4,919,411	5,017,799
38									
39 Subtotal	\$83,602,847	\$ 89,672,108	\$ 96,519,646	\$ 104,535,966	\$104,539,966	\$105,183,702	\$109,242,400	\$113,489,010	\$117,932,719
40									
41 Audit Adjustments/Encumbrances	\$(1,106,784)	\$ -	\$ -	\$ -	\$ -	\$ -	\$ -	\$ -	\$ -
42 I/F Transf - Westwood	-	-	-	93,392	93,392	-	-	-	-
43 I/F Transf - Capital Fund	7,127,000	-	-	-	1,391,635	-	-	-	-
44 I/F Transf - Rainy Day Fund	183,039	-	265,777	-	-	-	-	-	-
45 I/F Transf - PSST Fd	-	-	972,029	-	-	977,207	1,206,013	120,762	-
46 I/F Transf - Transportation Fund	84,942	872,488	617,862	702,822	615,694	742,708	721,394	698,638	674,390
47 I/F Transf - Room Tax Fund	-	-	-	-	-	-	-	-	-
48 I/F Transf - Norman Forward Fund	-	-	1,197,277	-	-	-	-	-	-
49 I/F Transf - CLEET Fund	8,153	-	11,405	-	-	-	-	-	-
50 Emergency Reserve	-	846,481	846,481	974,647	979,692	-	-	-	-
51									
52 Subtotal	\$ 6,296,350	\$ 1,718,969	\$ 3,910,831	\$ 1,770,861	\$ 3,080,413	\$ 1,719,915	\$ 1,927,407	\$ 819,400	\$ 674,390
53									
54 Total Expenditures	\$89,899,197	\$ 91,391,077	\$100,430,477	\$ 106,306,827	\$107,620,379	\$106,903,617	\$111,169,807	\$114,308,410	\$118,607,109
55 Employee Turnover Savings	-	(800,000)	(800,000)	(800,000)	(800,000)	(800,000)	(800,000)	(800,000)	(800,000)
56 Supplies/Materials/Svs/Maint Savings	-	-	-	-	-	-	-	-	-
57									
58 Net Expenditures	\$89,899,197	\$ 90,591,077	\$ 99,630,477	\$ 105,506,827	\$106,820,379	\$106,103,617	\$110,369,807	\$113,508,410	\$117,807,109
59									
60 Net Difference	\$ 8,816,324	\$ 9,973,825	\$ 4,790,400	\$ (499,941)	\$ (1,762,493)	\$ 1,237,270	\$ (630,146)	\$ (1,308,832)	\$ (3,084,713)
61									
62 Ending Fund Balance	\$13,107,417	\$ 25,094,472	\$ 17,897,817	\$ 17,397,876	\$ 16,135,324	\$ 17,372,594	\$ 16,742,449	\$ 15,433,616	\$ 12,348,904
63									
64 Reserved for encumbrances	\$ 3,887,611	-	-	-	-	-	-	-	-
65 Reserved for Operations (3%)	2,614,671	2,569,442	2,732,220	2,899,941	2,939,196	3,041,257	3,166,406	3,257,670	3,383,679
66 Reserved for Community Outreach	-	-	-	-	-	-	-	-	-
67 Reserve (Deficit)	6,605,135	22,525,030	15,165,597	14,497,935	13,196,127	14,331,337	13,576,043	12,175,946	8,965,224
68									
69 Total Reserves	\$13,107,417	\$ 25,094,472	\$ 17,897,817	\$ 17,397,876	\$ 16,135,324	\$ 17,372,594	\$ 16,742,449	\$ 15,433,616	\$ 12,348,904

**NET REVENUE STABILIZATION FUND
BUDGET
HIGHLIGHTS**

Background

In fiscal year 2011, Council directed staff to prepare a formal policy in Ordinance form codifying the City's reserve policies and complying with Governmental Accounting Standards Board Statement # 54. Direction was given to establish a separate "Rainy Day Fund" which could not be used except in unusual circumstances. The Ordinance (O-1011-58 effective July 28, 2011) established a Net Revenue Stabilization, or "Rainy Day Fund", which would have minimum fund balance of three percent (3%) of annual budgeted General Fund expenses, a target fund balance of four and a half percent (4.5%) of General Fund expenses and a maximum fund balance of six percent (6%) of annual General fund expenses. The Ordinance also requires a minimum General Fund Operating Reserve fund balance of three percent (3%) of General Fund expenses and requires that a two percent (2%) Emergency Reserve allocation be included in annual budgets. Taken together, these codified reserve requirements equal the 8% reserves required by policy in other City funds.

Under the Ordinance, Net Revenue Stabilization Fund balance could only be appropriated for expenditure by the City Council if at least one of three circumstances is met:

- 1.) The General Fund Operating Reserve fund balance is projected to fall below one percent (1%) of budgeted expenditures; or
- 2.) A natural or man-made disaster has occurred, resulting in a federal or stated disaster declaration in Norman and the City of Norman has spent or obligated to spend the two percent Emergency Reserve account in the General Fund;
- 3.) A major one-time or capital expenditure has been necessitated, such as for major repairs to or replacement of City of Norman facilities.

Ordinance O-1819-10, approved by the Council in fiscal year 2019, reduced the budgeted Emergency Reserve allocation requirement from 2% to 1% in each future budget year. Once the 3% Operating Reserve and the 1% Emergency Reserve have been met, this Ordinance also increases the "Rainy Day Fund" minimum balance to 4% and maximum balance to 7% of annual budgeted General Fund expenses. The new targeted balance set by this Ordinance is 5% of annual budgeted General Fund expenses.

FYE 24 Budget

The FYE 24 Budget is projected to have a fund balance that is -\$364,031 less than the Rainy Day Fund's targeted (5%) level and \$615,701 more than the minimum Rainy Day Reserve.

CITY OF NORMAN

**NET REVENUE STABILIZATION FUND (11)
"Rainy Day Fund"
STATEMENT OF REVENUES AND EXPENDITURES**

	A	B	C	D	E	F	G	H	I
	FYE 22 ACTUAL	FYE 23 ADOPTED	FYE 23 ESTIMATED	FYE 24 PRELIMINARY	FYE 24 ADOPTED	FYE 25 PROJECTED	FYE 26 PROJECTED	FYE 27 PROJECTED	FYE 28 PROJECTED
1 Beginning Fund Balance	\$4,027,066	\$4,260,105	\$ 4,168,853	\$ 4,484,630	\$4,484,630	\$ 4,534,630	\$ 4,584,630	\$ 4,634,630	\$ 4,684,630
2									
3 Revenues:									
4 Interest Income	(41,252)	50,000	50,000	50,000	50,000	50,000	50,000	50,000	50,000
5									
6 Subtotal	\$ (41,252)	\$ 50,000	\$ 50,000	\$ 50,000	\$ 50,000	\$ 50,000	\$ 50,000	\$ 50,000	\$ 50,000
7									
8 I/F Transf - General Fund	183,039		265,777						
9 I/F Transf - PSST Fund	-		-						
10									
11 Subtotal	\$ 183,039	\$ -	\$ 265,777	\$ -	\$ -	\$ -	\$ -	\$ -	\$ -
12									
13 Total Revenue	\$ 141,787	\$ 50,000	\$ 315,777	\$ 50,000	\$ 50,000	\$ 50,000	\$ 50,000	\$ 50,000	\$ 50,000
14									
15 Expenditures:									
16 Audit Adjustments/Encumbrances		-	-	-	-	-	-	-	-
17 I/F Transf - Capital Fund	-	-	-	-	-	-	-	-	-
18									
19 Total Expenditures	\$ -	\$ -	\$ -	\$ -	\$ -	\$ -	\$ -	\$ -	\$ -
20									
21 Net Expenditures	\$ -	\$ -	\$ -	\$ -	\$ -	\$ -	\$ -	\$ -	\$ -
22									
23 Net Difference	\$ 141,787	\$ 50,000	\$ 315,777	\$ 50,000	\$ 50,000	\$ 50,000	\$ 50,000	\$ 50,000	\$ 50,000
24									
25 Ending Fund Balance	\$4,168,853	\$4,310,105	\$ 4,484,630	\$ 4,534,630	\$4,534,630	\$ 4,584,630	\$ 4,634,630	\$ 4,684,630	\$ 4,734,630
NOTE: Rainy Day Reserve of 5% (deficit)	\$ (188,933)	\$ 27,702	\$ (69,071)	\$ (298,605)	\$ (364,031)	\$ (484,132)	\$ (642,713)	\$ (744,820)	\$ (904,835)
NOTE: Rainy Day Reserve of 4% (deficit)	\$ 682,624	\$ 884,183	\$ 841,670	\$ 668,042	\$ 615,701	\$ 529,621	\$ 412,756	\$ 341,070	\$ 223,058

CITY OF NORMAN

**PUBLIC SAFETY SALES TAX FUND
BUDGET
HIGHLIGHTS**

Background

On May 13, 2008, the citizens of Norman passed a 7-year, one-half percent (1/2%) Public Safety Sales Tax (PSST) in order to increase the number of police officers and firefighters, and to construct two new fire stations. Ordinance O-0708-32 authorized the City to assess the new sales tax beginning October 1, 2008 and terminating on September 30, 2015.

On April 1, 2014, the citizens approved the permanent extension of the PSST. Over 10-15 years, this extension will enable the City to implement a School Resource Officer program, jointly funded by public school districts in Norman, to improve school safety and improve police-school relationships. The 2014 PSST Ordinance ("PSST II") also directs funding for several critical public safety needs (in priority order):

1. Replacement of City Emergency Communication Systems - \$15,000,000*
2. Emergency Operations Center/Dispatch Facility - \$6,500,000*
3. Fire Apparatus replacement - \$6,800,000*
4. Reconstruct/relocate Fire Station #5 - \$3,500,000*

*Estimated

In FYE 15, bond proceeds of \$22,825,000 were authorized by the Norman Municipal Authority (NMA) Trustees and Council to finance the Emergency Communications (radio) System, Emergency Operations Center (EOC), and a platform fire truck.

The PSST II Ordinance contemplated the expanded public safety operations funded by the tax to be accounted for in the City's General Fund (3/8%) and Capital Fund (1/8%) after the Critical Public Safety Capital Needs were completed.

FYE 24 Budget

Estimated FYE 24 PSST revenues of \$15,277,678 are being projected at a -6% decrease from estimated FYE 23 collections. Two Communication Officers II were added for FYE 24. The General Fund and Capital Fund will absorb any projected deficit of operational and capital costs.

Council Amendments to the Proposed Budget

Upon adoption of the FYE 24 Annual Budget, the Council made the following amendment to the proposed budget in the Public Safety Sales Tax Fund:

- Allocations were increased by \$2,100,000 for the purpose of a ladder truck.

CITY OF NORMAN

**PUBLIC SAFETY SALES TAX FUND (15)
STATEMENT OF REVENUES AND EXPENDITURES**

	A	E	C	F	F	G	H	I	I
	FYE 22 ACTUAL	FYE 23 ADOPTED	FYE 23 ESTIMATED	FYE 24 PRELIMINARY	FYE 24 ADOPTED	FYE 25 PROJECTED	FYE 26 PROJECTED	FYE 27 PROJECTED	FYE 28 PROJECTED
1 Beginning Fund Balance	\$ 8,822,863	\$ 1,512,596	\$ 9,203,485	\$ 2,215,026	\$ 2,215,026	\$ 345,691	\$ (0)	\$ 0	\$ 0
2									
3 Revenues:									
4 Sales Tax - Dedicated Public Safety	\$11,927,112	\$12,426,738	\$12,426,738	\$ 12,675,272	\$12,675,272	\$12,928,778	\$13,187,353	\$13,451,100	\$13,720,122
5 State Use Tax - Dedicated Public Safety	1,773,186	1,800,341	1,800,341	1,854,351	1,854,351	1,909,982	1,967,281	2,026,299	2,087,088
6 Interest / Other Income	(3,981)	50,000	50,000	50,000	50,000	50,000	50,000	50,000	50,000
7									
8 Subtotal	\$13,696,317	\$14,277,079	\$14,277,079	\$ 14,579,623	\$14,579,623	\$14,888,760	\$15,204,634	\$15,527,399	\$15,857,210
9									
10 I/F Transfer - General Fund	-	-	972,029	-	-	977,207	1,206,013	120,762	-
11 I/F Transfer - Capital Fund	-	-	324,010	-	-	325,735	402,004	40,254	-
12 SRO Reimbursement - NPS	692,546	664,814	664,814	698,055	698,055	732,957	769,605	808,086	848,490
13									
14 Subtotal	\$ 692,546	\$ 664,814	\$ 1,960,853	\$ 698,055	\$ 698,055	\$ 2,035,899	\$ 2,377,622	\$ 969,102	\$ 848,490
15									
16 Total Revenue	\$14,388,863	\$14,941,893	\$16,237,932	\$ 15,277,678	\$15,277,678	\$16,924,659	\$17,582,257	\$16,496,501	\$16,705,700
17									
18 Expenditures:									
19 Salary / Benefits	\$ 9,868,706	\$ 9,711,312	\$ 9,711,312	\$ 10,688,556	\$10,688,556	\$11,222,984	\$11,784,133	\$12,373,340	\$12,992,007
20 Supplies/Materials	356,948	742,500	870,959	613,719	613,719	619,856	626,055	632,316	638,639
21 Services/Maintenance	278,302	359,547	398,029	372,018	372,018	375,738	379,495	383,290	387,123
22 Internal Service	358,584	445,576	445,576	667,931	667,931	681,290	694,916	708,814	722,990
23 Capital Equipment	723,597	291,792	2,808,567	323,714	2,423,714	1,985,493	1,705,093	-	-
24 Capital Projects	143,557	800,000	2,789	-	-	-	-	-	-
25 Bond Project - '16 Issue	139,003	-	6,618,339	-	-	-	-	-	-
26 Debt Service	2,368,675	2,370,820	2,370,820	2,381,075	2,381,075	2,384,989	2,392,564	2,398,741	-
27									
28 Subtotal	\$14,237,372	\$14,721,547	\$23,226,391	\$ 15,047,013	\$17,147,013	\$17,270,350	\$17,582,256	\$16,496,501	\$14,740,759
29									
30 Audit Adjustments/Encumbrances	(229,131)	-	-	-	-	-	-	-	-
31									
32 Subtotal	\$ (229,131)	\$ -	\$ -	\$ -	\$ -	\$ -	\$ -	\$ -	\$ -
33									
34 Total Expenditures	\$14,008,241	\$14,721,547	\$23,226,391	\$ 15,047,013	\$17,147,013	\$17,270,350	\$17,582,256	\$16,496,501	\$14,740,759
35									
36 Net Expenditures	\$14,008,241	\$14,721,547	\$23,226,391	\$ 15,047,013	\$17,147,013	\$17,270,350	\$17,582,256	\$16,496,501	\$14,740,759
37									
38 Net Difference	\$ 380,622	\$ 220,346	(\$ 988,459)	\$ 230,665	(\$ 1,869,335)	\$ (345,691)	\$ 1	\$ (0)	\$ 1,964,941
39									
40 Ending Fund Balance	\$ 9,203,485	\$ 1,732,942	\$ 2,215,026	\$ 2,445,691	\$ 345,691	\$ (0)	\$ 0	\$ 0	\$ 1,964,942
41									
42 Reserves:									
43 Reserved for encumbrances	\$ 2,363,978	\$ -	\$ -	\$ -	\$ -	\$ -	\$ -	\$ -	\$ -
44 Reserve for Bond Proceeds - 16 Issue	8,833,365	2,215,026	54,974	54,974	54,974	54,974	54,974	54,974	54,974
45 Reserved for PSST activities	(1,993,858)	(482,084)	2,160,052	2,390,717	290,717	(54,974)	(54,974)	(54,974)	1,909,968
46									
47 Total Reserves	\$ 9,203,485	\$ 1,732,942	\$ 2,215,026	\$ 2,445,691	\$ 345,691	\$ (0)	\$ 0	\$ 0	\$ 1,964,942

**COMMUNITY DEVELOPMENT FUND
BUDGET
HIGHLIGHTS**

Background

The Community Development Fund is a Special Revenue Fund established to account for the resources allocated to Community Development Block Grant (CDBG), the HOME Partnership Program, and other funds from the U.S. Department of Housing & Urban Development (HUD).

The Community Development Block Grant Program was established by Congress in the Community Development Act of 1974 to consolidate a number of Federal assistance programs into one "block grant" for the utilization of individual communities in solving community development problems. Funds are allocated annually on a formula basis to the City of Norman by the Department of Housing and Urban Development, the funding agency. As an entitlement city, Norman receives a funding allocation each year without having to compete against other cities. Once allocated, the funds remain available to the City until approved activities are completed. In 1995, Norman became an entitlement city for the HOME Program as well, and therefore does not have to compete against other cities for funding.

The projects funded by the CDBG Program must meet the criteria of activities, which either primarily benefit low-to-moderate income persons, or prevent or eliminate slums or blight. The four major categories of eligible activities are: (1) neighborhood upgrading, conservation, and renewal; (2) housing assistance; (3) social and economic development for moderate and low income groups; and (4) activities in support of the other categories, including administration and planning. HOME projects are all housing with all beneficiaries in the low-to-moderate income range, as defined by federal regulations.

A total of \$61,746,965 in CDBG-HOME Program Funds (CDBG - \$41,128,244 and HOME - \$20,618,721) has been allocated to the City of Norman since fiscal year 1975-1975 (FYE 76), through FYE 24. The FYE 24 budget includes entitlements grants of \$941,659 (CDBG), and \$458,765 (HOME). In addition, \$1,882,256 of CDBG CV CARES Act funds and \$1,506,908 of HOME ARPA funds have been previously allocated to meet the needs of low and moderate income citizens of Norman.

FYE 24 Budget

Expenditures are accounted for based upon program and grant year. Any remaining funds are expected to be expended in FYE 24. Total FYE 2024 revenues are projected at \$1,400,424 and total expenditures are projected at \$1,400,424.

CITY OF NORMAN

**COMMUNITY DEVELOPMENT FUND (21)
STATEMENT OF REVENUES AND EXPENDITURES**

	A	B	C	D	E
	FYE 22 ACTUAL	FYE 23 ADOPTED	FYE 23 ESTIMATED	FYE 24 PRELIMINARY	FYE 24 ADOPTED
1 Beginning Fund Balance	\$2,498,110	\$2,498,110	\$3,946,059	\$ 3,946,059	\$3,946,059
2					
3 Revenues					
4 Other Revenues	\$ 52	\$ -	\$ -	\$ -	\$ -
5 Grant Revenue	1,272,821	757,393	1,393,172	941,659	941,659
6 Home Grant Revenue	149,214	431,097	464,263	458,765	458,765
7 Emergency Shelter	354,121	183,476	54,791	-	-
8 CDBG_CV	205,257	63,088	447,885	-	-
9 CDBG_CV2	19,110	-	1,497,390	-	-
10 COC Planning Grant	12,415	-	-	-	-
11 V/F Transf - Capital	1,516,500	-	-	-	-
12					
13 Total Revenue	\$3,529,490	\$1,435,054	\$3,857,501	\$ 1,400,424	\$1,400,424
14					
15 Expenditures					
16 Community Development 14	\$ 27,110	\$ -	\$ -	\$ -	\$ -
17 Community Development 15	23,024	-	-	-	-
18 Community Development 16	13,051	-	-	-	-
19 Community Development 18	9,200	-	83,050	-	-
20 Community Development 19	18,500	-	29,440	-	-
21 CDBG Housing 19	167,830	-	-	-	-
22 Community Development 20	100,000	-	271,978	-	-
23 Community Development 21	248,266	-	68,914	-	-
24 CDBG Housing 21	80,276	-	-	-	-
25 Community Development 22	254,852	-	47,127	-	-
26 CDBG Public Svs 22	59,046	-	-	-	-
27 CDBG Housing 22	266,716	-	-	-	-
28 Community Development 23		210,000	387,296		
29 CDBG Public Svs 23		120,000	78,000		
30 CDBG Housing 23		427,393	427,367		
31 Community Development 24				187,850	187,850
32 CDBG Housing 24				419,689	419,689
33 CDBG Public Svs 24				334,120	334,120
34 FY17 Home Grant	200	-	-	-	-
35 FY18 Home Grant	96,735	-	-	-	-
36 FY19 Home Grant	14,086	-	-	-	-
37 FY20 Home Grant	17,339	-	-	-	-
38 FY21 Home Grant	15,000	-	-	-	-
40 FY23 Home Grant		431,097	464,263		
41 FY24 Home Grant				458,765	458,765
42 Emergency Shelter Grant	351,044	183,476	54,791	-	-
43 Accruals/Adjustments	82,484	-	-	-	-
44 COC Planning Grant	12,415	-	-	-	-
45 CDBG-CV	205,257	63,088	447,885	-	-
46 CDBG-CV2	19,110	-	1,497,390	-	-
47					
48 Subtotal	\$2,081,541	\$1,435,054	\$3,857,501	\$ 1,400,424	\$1,400,424
49 V/F Transf - Capital	-	-	-	-	-
50					
51 Total Expenditures	\$2,081,541	\$1,435,054	\$3,857,501	\$ 1,400,424	\$1,400,424
52					
53 Net Difference	\$1,447,949	\$ -	\$ -	\$ -	\$ -
54					
55 Ending Fund Balance	\$3,946,059	\$2,498,110	\$3,946,059	\$ 3,946,059	\$3,946,059
56					
57 Reserves:					
58 Reserve for Contingency	3,946,059	2,498,110	3,946,059	3,946,059	3,946,059
59					
60 Total Reserves	3,946,059	2,498,110	3,946,059	3,946,059	3,946,059

CITY OF NORMAN

**SPECIAL GRANTS FUND
BUDGET
HIGHLIGHTS**

Background

The Special Grants Fund (a special revenue fund) is used to account for the proceeds of governmental grants or specific revenue sources (other than grants applicable to enterprise fund activities, or major capital projects) that are legally restricted to expenditure for specified purposes. There is one approved grant (at the time of budgeting) in FYE 24 for which the City qualifies.

DUI Enforcement	\$56,577
-----------------	----------

DUI Enforcement

This program provides for additional officers on selected weekends, holidays, and other special events for enforcement against drinking drivers. The program is completely funded by fines paid by arrested and convicted drunk drivers. A fee from each offending person is collected by the District Court and one-half of the court cost is remitted to the City. The funds are used to pay overtime for enforcement and court time of the officers. FYE 24 expenditures are anticipated to be \$56,577.

Other Grants

During the course of the fiscal year, the City will continue to pursue appropriate grant opportunities. While it is anticipated that some additional grant funds will become available, and any applicable grants would be accounted for in the Special Grants Fund, the uncertain nature and amounts of the grants do not allow for them to be budgeted.

CITY OF NORMAN

SPECIAL GRANTS FUND (22)
STATEMENT OF REVENUES AND EXPENDITURES

	A	B	C	C	E
	FYE 22 ACTUAL	FYE 23 ADOPTED	FYE 23 ESTIMATED	FYE 24 PRELIMINARY	FYE 24 ADOPTED
1 Beginning Fund Balance	\$ 2,040,757	\$2,040,757	\$ 135,186	\$ 2,458,226	\$2,458,226
2					
3 Revenues					
4 Okla. Highway Grant-DRE Training	\$ -	\$ -	\$ -	\$ -	\$ -
5 County Court DUI Fines	15,566	62,834	62,834	56,577	56,577
6 Safe Oklahoma Grant			59,464	-	-
7 SHPO/CLG Grant	10,510	-	8,650	-	-
8 Emergency Management Planning Grant	20,000	-	75,617	-	-
9 Homeland Security	30,090	-	-	-	-
10 Traffic & Alcohol Enforcement	26,155	-	55,015	-	-
11 Jag Grant	26,226	-	57,850	-	-
12 DOJ BJA Grant	51,080	-	-	-	-
13 ACOG Fleet Conversion	89,600	-	376,000	-	-
14 Sutton Wilderness			111,200	-	-
15 FTA Grant - Elec Bus			2,963,009	-	-
16 FTA Grant - Charging Stations			38,810	-	-
17 Wash Facility ARPA			775,000	-	-
18 Midway Drive Drainage			187,500	-	-
19 Imhoff Creek Stabilization			3,000,000	-	-
20 The Vinyard Detention Drainage			670,193	-	-
21 V/F Transf - Capital	1,170,172	-	2,323,040	-	-
22 V/F Transf - GF			-	-	-
23 Other Revenue/audit accruals	(3,536)	-	-	-	-
24 Firehouse Art Center Grant			325,000	-	-
25 VOCA Grant			71,489	-	-
26 BOR Grant	10,977				
27 Arts & Humanities - ARPA	125,000				
28 Business Incubator ARPA			1,000,000	-	-
29 Affordable Housing ARPA			6,400,000	-	-
30 EOC - ARPA			9,500,000	-	-
31 Incentives - ARPA	57,564		-	-	-
32					
33 Subtotal	\$ 1,629,404	\$ 62,834	\$28,060,671	\$ 56,577	\$ 56,577
34					
35 Total Revenue	\$ 1,629,404	\$ 62,834	\$28,060,671	\$ 56,577	\$ 56,577
36					
37 Expenditures					
38 DUI Enforcement	\$ 16,476	\$ 62,834	\$ 62,834	\$ 56,577	\$ 56,577
39 Okla. Highway Grant-DRE Training			-	-	-
40 SHPO/CLG Grant	10,750	-	8,650	-	-
41 Homeland Security	30,090	-	-	-	-
42 Traffic & Alcohol Enforcement	48,666	-	55,015	-	-
43 Audit Adj/Encumbrances	45,704	-	-	-	-
44 Jag Grant	41,792	-	57,850	-	-
45 DOJ BJA Grant	37,804	-	-	-	-
46 Emergency Management Planning Grant			75,617	-	-
47 Traffic Control	1,035	-	-	-	-
48 ACOG Fleet Conversion			376,000	-	-
49 FTA Grant - Elec Bus			2,963,009	-	-
50 FTA Grant - Charging Stations	89,600		38,810	-	-
51 Wash Facility ARPA			775,000	-	-
52 Midway Drive Drainage			187,500	-	-
53 Imhoff Creek Stabilization ARPA			3,000,000	-	-
54 The Vinyard Detention Drainage			670,193	-	-
55 Emergency Management Grant	19,517	-	-	-	-
56 Sutton Wilderness			111,200	-	-
57 Firehouse Art Center Grant			325,000	-	-
58 VOCA Grant			71,489	-	-
59 Stormwater Quality Grant	10,977		-	-	-
60 Arts & Humanities - ARPA	125,000		-	-	-
61 EOC - ARPA			9,500,000	-	-
62 Incentives - ARPA	57,564		-	-	-
63 Business Incubator ARPA			1,000,000	-	-
64 Affordable Housing ARPA			6,400,000	-	-
65					
66 Subtotal	\$ 534,975	\$ 62,834	\$25,737,631	\$ 56,577	\$ 56,577
67 V/F Transf - Capital	3,000,000	-	-	-	-
68					
69 Total Expenditures	\$ 3,534,975	\$ 62,834	\$25,737,631	\$ 56,577	\$ 56,577
70					
71 Net Difference	\$ (1,905,571)	\$ -	\$ 2,323,040	\$ -	\$ -
72					
73 Ending Fund Balance	\$ 135,186	\$2,040,757	\$ 2,458,226	\$ 2,458,226	\$2,458,226
74					
75 Reserved for County DUI Program	\$ 375,384	\$ -	\$ 375,384	\$ 375,384	\$ 375,384
76 Unreserved	(240,198)	2,040,757	2,082,842	2,082,842	2,082,842
77					
78 Total Reserves	\$ 135,186	\$2,040,757	\$ 2,458,226	\$ 2,458,226	\$2,458,226

CITY OF NORMAN

**ROOM TAX FUND
BUDGET
HIGHLIGHTS**

Background

The Room Tax Fund is a Special Revenue Fund established to account for a tax on the gross revenues of hotel and motel establishments. According to Ordinance Number O-7980-58, which was passed in May 1980, the revenues are to be set aside and “used exclusively for the purpose of encouraging, promoting and fostering the convention and tourism development of the City of Norman. Uses in parks development and in promotion of arts and humanities are thus contemplated.” On April 2, 2013, citizens approved a 1% increase to the room tax rate from 4% to a total of 5%.

A formula was devised for the distribution of the revenue as follows:

Administration Fee (City of Norman):	4%
Parks Development (City of Norman):	25% of Balance
Arts & Humanities (Norman Arts Council):	25% of Balance
Convention & Tourism (Norman Convention & Visitors Bureau):	50% of Balance

The City has authorized agreements between the Norman Arts Council, the Norman Convention and Visitors Bureau, and the City of Norman for the purpose of administering the proceeds of the distribution formula. Among the programs funded by the Room Tax are convention promotion activities, which have attracted major new hotels to the City; improvements to Norman’s six community parks; public artwork; and annual festivals including: Jazz in June, Chocolate Festival, Medieval Fair, and the Norman Music Festival (live alternative rock, Latin, hip-hop, spoken word and other genre). Norman, the “City of Festivals”, is widely recognized for its cultural activities, which are underwritten by the Room Tax.

Special Revenue Fund Financial Policies

Special Revenue Funds account for revenues that have been specifically identified and segregated to be used for special and specific purposes. An operating reserve of 8% of the annual operating cost is targeted for the Room Tax Fund, segregated for each of the three purposes of the Room Tax Funds (Convention and Tourism; Park Development; and Arts and Humanities).

FYE 24 Budget

Revenues from the 8% tax are projected to be \$3,439,166, a 100% increase from estimated collections for FYE 23, due to voter approval of a Room Tax rate increase from 5% to 8% on May 9, 2023, effective 7/1/23. In FYE 15, Council directed the administrative cost increase from 3% to 5%. This amount was reduced to 4% in FYE 18 due to budgetary constraints.

CITY OF NORMAN

Expenditures in FYE 24 are based upon a pro rata share of the estimated revenue, as summarized below:

	<u>FYE 2024</u>
	<u>Revenue</u>
	3,441,666
Administrative Fee - 4%	\$ 137,667
Arts & Humanities - 25%	826,000
Parks Development - 25%	604,578
Convention & Tourism - 50%	<u>1,958,000</u>
	\$3,526,245

In FYE 22, bond proceeds of \$3,882,000 were authorized by the Norman Municipal Authority (NMA) Trustees and Council to finance part of the Young Family Athletic Center (YFAC). The debt service payments come from the Parks Development share of the room tax revenue.

Two capital projects are scheduled in FYE 24: Westwood Tennis Center Improvements and the Westwood Park Masterplan.

Council Amendments to the Proposed Budget

Upon adoption of the FYE 24 Annual Budget, the Council made the following amendments to the proposed budget in the Room Tax Fund:

- As a result of the voter approval of the Room Tax rate increase, projected Room Tax revenue was increased by \$1,275,000, allocations to Visit Norman were increased by \$918,000, allocations to General Fund Room Tax Administration were increased by \$51,000, and allocations to the Norman Arts Council were increased by \$306,000.

Five Year Outlook

Over the next five years, projected operating revenue of \$18,258,999 will be available through this program to support convention, tourism, arts and humanities and parks development in the City of Norman.

CITY OF NORMAN

ROOM TAX FUND (23)
STATEMENT OF REVENUE AND EXPENDITURES

	A	B	C	D	E	F	G	H	I
	FYE 22 ACTUAL	FYE 23 ADOPTED	FYE 23 ESTIMATED	FYE 24 PRELIMINARY	FYE 24 ADOPTED	FYE 25 PROJECTED	FYE 26 PROJECTED	FYE 27 PROJECTED	FYE 28 PROJECTED
1 Beginning Fund Balance	\$ 319,614	\$ 281,031	\$ 811,443	\$ 529,926	\$ 529,926	\$ 445,347	\$ 615,467	\$ 1,060,179	\$ 1,529,410
2									
3 Revenues									
4 Taxes	\$ 1,808,224	\$ 1,716,250	\$ 1,716,250	\$ 2,164,166	\$ 3,439,166	\$ 3,542,341	\$ 3,648,611	\$ 3,758,070	\$ 3,870,812
5 Interest/Investment Income	(2,444)	2,500	2,500	2,500	2,500	2,500	2,500	2,500	2,500
6 I/F Transf - Westwood Fund	12,052								
7 Bond Proceeds - 2021 Note	3,882,000								
8									
9 Total Operating Revenues	\$ 5,699,832	\$ 1,718,750	\$ 1,718,750	\$ 2,166,666	\$ 3,441,666	\$ 3,544,841	\$ 3,651,111	\$ 3,760,570	\$ 3,873,312
10									
11 Expenditures									
12 Administration	\$ 71,311	\$ 68,750	\$ 68,750	\$ 86,667	\$ 137,667	\$ 141,794	\$ 146,044	\$ 150,423	\$ 154,932
13 Arts & Humanities	315,600	412,500	412,500	520,000	826,000	850,762	876,267	902,537	929,595
14 Parks Capital Projects	88,874	44,000	188,395	175,000	175,000	250,000	-	-	-
15 Conventions/Visitor Bureau	631,200	825,000	901,250	1,040,000	1,958,000	1,701,523	1,752,534	1,805,073	1,859,190
16 I/F Transf - Norman Forward Fund	3,801,683								
17 Debt Service - 2021 Note	264,290	429,372	429,372	429,578	429,578	430,642	431,554	433,306	434,897
18 Carryover Encumbrances/Audit Adj.	35,045	-	-	-	-	-	-	-	-
19									
20 Total Expenditures	\$ 5,208,003	\$ 1,779,622	\$ 2,000,267	\$ 2,251,245	\$ 3,526,245	\$ 3,374,721	\$ 3,206,399	\$ 3,291,339	\$ 3,378,614
21									
22									
23 Net Difference	\$ 491,829	\$ (60,872)	\$ (281,517)	\$ (84,579)	\$ (84,579)	\$ 170,120	\$ 444,712	\$ 469,231	\$ 494,698
24									
25 Ending Fund Balance	\$ 811,443	\$ 220,159	\$ 529,926	\$ 445,347	\$ 445,347	\$ 615,467	\$ 1,060,179	\$ 1,529,410	\$ 2,024,107
26	=====	=====	=====	=====	=====	=====	=====	=====	=====
27 Reserves:									
28 Reserved for Administration	\$ -	\$ 1	\$ 1	\$ 1	\$ 1	\$ 1	\$ 1	\$ 1	\$ 1
29 Reserved for Arts & Humanities	17,997	-	17,997	17,997	17,997	17,996	17,996	17,996	17,996
30 Reserved for Parks & Rec.	332,180	954	126,913	42,335	348,335	518,454	963,167	1,432,398	1,927,096
31 Reserved for Conv. & Tourism	461,265	219,204	385,015	385,015	79,015	79,015	79,015	79,015	79,015
32									
33 Total Reserves	\$ 811,442	\$ 220,159	\$ 529,926	\$ 445,347	\$ 445,347	\$ 615,467	\$ 1,060,179	\$ 1,529,410	\$ 2,024,107
	=====	=====	=====	=====	=====	=====	=====	=====	=====

CITY OF NORMAN

**NACB
NORMAN ARTS COUNCIL
FISCAL YEAR ENDING JUNE 30, 2024 BUDGET**

INCOME:

Norman Arts Council Share of City Room Tax Funds	\$826,000
TOTAL INCOME	\$826,000

EXPENSES:

Arts Grants: (58%)

<u>Project Support Grants</u>	\$277,111
<u>General Support Grants:</u>	
Cimarron Opera	\$22,862
Cleveland County Historical Society	\$6,306
Firehouse Art Center	\$39,500
Jazz in June	\$29,550
Norman Music Alliance	\$38,250
Sooner Theatre	\$39,500
The Depot	<u>\$26,640</u>
Subtotal	\$479,719

Norman Arts Council Hotel/Motel Administration: (19%) (estimate of spread of expenses)

Executive Director's Operations Budget	\$7,500
Payroll	\$45,781
Insurance	\$5,000
Communications	\$5,000
Education (Professional Development)	\$7,500
Fees and Services (Bank charges, Dues, Legal/accounting, Meetings)	\$29,500
Printing (Equipment rental-RK Black)	\$2,500
Rent	\$50,000
Office Supplies	<u>\$3,500</u>
Subtotal	\$156,281

Norman Arts Council Programs: (16%)

Second Friday	\$15,000
Arts Education: Youth scholarships, Poole Travel Scholarships	\$25,000
Public Art	\$30,000
Strategic Planning/ Consulting	\$50,000
MAINSITE Gallery Exhibits	<u>\$15,000</u>
Subtotal	\$135,000

Norman Arts Council Marketing (7%)

NAC Marketing/Development Expenses	\$50,000
KGOU Advertising for Arts Orgs	<u>\$5,000</u>
Subtotal	\$55,000

TOTAL EXPENSES	\$826,000
-----------------------	------------------

CITY OF NORMAN

**NORMAN CONVENTION & VISITORS BUREAU
FISCAL YEAR ENDING 2024 BUDGET**

INCOME:

Convention & Visitors Bureau Share of City Room Tax Fund	\$1,040,000
Sports Commission	918,000
Advertising Income	20,000
Special Events	10,616
Souvenirs	500
TOTAL INCOME:	\$ 1,989,116

EXPENSES:

Advertising / Marketing	\$ 496,575
Operations	661,875
Research	76,250
Personnel:	714,416
Executive Director	
Communications Manager	
Sales Manager	
Sales Manager	
Visitor Services Specialist	
Sports Commission	
Intern	
Special Events	15,000
Contingency	25,000
TOTAL EXPENSES	\$1,989,116

CITY OF NORMAN

**SEIZURES AND RESTITUTION FUND
BUDGET
HIGHLIGHTS**

Background

The Seizures and Restitution Fund is a Special Revenue Fund used to account for the revenue available through property seizures resulting from criminal investigations.

There are three basic sources of revenue available, two of which are controlled by the Cleveland County District Attorney and one controlled by the U.S. Federal Government.

Property that is seized by local enforcement officers is ultimately disposed of by court rulings. The property, including cash, is remanded to the District Attorney if the case does not involve federal laws. The District Attorney disposes of the non-cash property through an auction and deposits the proceeds into a revolving account. Periodically, distributions are made from the revolving account to municipalities.

The Courts also require restitution by defendants to law enforcement agencies for costs associated with an investigation. The restitution is made directly to the City and placed into this Fund.

The Courts remand property and cash seized through Federal cases to the Federal Government. If local law enforcement officers were involved in the case, they may make application to the Federal Government to recover property to offset the cost of their investigation.

State and Federal statutes provide that monies derived from these sources will be used to support drug enforcement activities and other criminal investigations.

FYE 24 Budget

\$1,461,780 is budgeted in FYE 24 to replace 18 Police vehicles.

Available revenues (\$13,557) from fund balance are projected to be drawn-down for capital needs to be used in enforcement activities.

CITY OF NORMAN

**SEIZURES AND RESTITUTION FUND (25)
STATEMENT OF REVENUES AND EXPENDITURES**

	A	B	C	D	E	F	G	H	I
	FYE 22 ACTUAL	FYE 23 ADOPTED	FYE 23 ESTIMATED	FYE 24 PRELIMINARY	FYE 24 ADOPTED	FYE 25 PROJECTED	FYE 26 PROJECTED	FYE 27 PROJECTED	FYE 28 PROJECTED
Restatement									
Beginning Fund Balance	\$ 1,062,741	\$ 1,035,889	\$ 1,474,730	\$ 1,474,837	\$ 1,474,837	\$ 13,557	\$ 14,057	\$ 14,557	\$ 15,057
Revenues									
Federal Seizures & Restitutions	\$ 1,396	\$ -	\$ -	\$ -	\$ -	\$ -	\$ -	\$ -	\$ -
State Seizures & Restitutions	433,612	-	-	-	-	-	-	-	-
Interests/Investment Income	(9,583)	500	500	500	500	500	500	500	500
Total Revenues	\$ 425,425	\$ 500	\$ 500	\$ 500	\$ 500	\$ 500	\$ 500	\$ 500	\$ 500
Expenditures									
Audit Adjustments	\$ (14,434)	\$ -	\$ -	\$ -	\$ -	\$ -	\$ -	\$ -	\$ -
Salaries & Benefits- State	-	-	-	-	-	-	-	-	-
Supplies/Materials- State	-	-	-	-	-	-	-	-	-
Services/Maintenance- Federal	570	-	393	-	-	-	-	-	-
Services/Maintenance- State	-	-	-	-	-	-	-	-	-
Capital Equipment- State	-	-	-	1,254,780	1,254,780	-	-	-	-
Capital Equipment- Federal	27,300	-	-	207,000	207,000	-	-	-	-
Total Expenditures	\$ 13,436	\$ -	\$ 393	\$ 1,461,780	\$ 1,461,780	\$ -	\$ -	\$ -	\$ -
Net Difference	\$ 411,989	\$ 500	\$ 107	\$ (1,461,280)	\$ (1,461,280)	\$ 500	\$ 500	\$ 500	\$ 500
Ending Fund Balance	\$ 1,474,730	\$ 1,036,389	\$ 1,474,837	\$ 13,557	\$ 13,557	\$ 14,057	\$ 14,557	\$ 15,057	\$ 15,557
Reserves									
Reserve for Federal Seizures	\$ 212,699	\$ 211,873	\$ 212,306	\$ 5,306	\$ 5,306	\$ 5,306	\$ 5,306	\$ 5,306	\$ 5,306
Reserve for State Seizures	1,262,031	824,516	1,262,531	8,251	8,251	8,751	9,251	9,751	10,251
Total Reserves	\$ 1,474,730	\$ 1,036,389	\$ 1,474,837	\$ 13,557	\$ 13,557	\$ 14,057	\$ 14,557	\$ 15,057	\$ 15,557

CITY OF NORMAN

**CLEET FUND
BUDGET
HIGHLIGHTS**

Background

The Council on Law Enforcement Education and Training (CLEET) Fund is a Special Revenue Fund established to account for revenue derived by provision of State law, to be utilized for law enforcement education and training (Title 20 § 1313.2-1313.4).

State law provides that any person convicted of an offense punishable by a fine of \$10 or more, or by incarceration, excluding parking and standing violations, or any person forfeiting bond when charged with such an offense, shall be ordered by the court to pay \$10, as a separate penalty assessment.

As an "academy city", the City of Norman has the authority to retain \$2 of the \$10 penalty assessment collected for police, court and prosecution training. All remaining funds collected are forwarded to CLEET. The City is authorized to keep a 2% administrative fee on the amount collected, which is deducted from the \$2 portion retained by the City.

State law also requires that municipalities collect a Fingerprinting Fee in the amount of \$10, which is to be collected and reported to the Oklahoma State Bureau of Investigation (OSBI). The moneys collected from the fingerprinting fee pays for the Automated Fingerprint Identification System (AFIS) managed by the OSBI. An administrative fee of \$.08 on each \$10 assessment is retained by the City.

State law also provides for the collection of the Forensic Science Improvement Assessment in the amount of \$10, which is to be collected at the same time and in the same manner as set forth in paragraph two above. Moneys from this fee are for the OSBI and will be used to upgrade laboratory facilities, equipment and personnel. Municipal courts are authorized to retain 5% of the amount collected as an administrative fee.

In addition, state law provides for a fee assessment of \$5 on marijuana and paraphernalia convictions to be collected and reported to the Bureau of Narcotics (BON) Drug Education Revolving Fund. These fees are to be collected at the same time and in the same manner as set forth in paragraph two above. Moneys from these fees are to be used for purposes relating to drug education and information in the State of Oklahoma. No administrative fee is provided.

In summary, a total of \$30 is collected on each traffic and non-traffic conviction or forfeiture (except possession of marijuana/paraphernalia which are \$35), and deposited into a special revenue account created for that purpose. The assessments are in addition to and not in substitution for other fines and penalties provided by law. The money retained by the City, is divided between administrative fees, police training, and court/prosecution training. The City is authorized to retain all interest accrued prior to the due date for deposits. The remainder of money collected is forwarded monthly by the Court Clerk to CLEET, OSBI, and the BON.

CITY OF NORMAN

FYE 24 Budget

FYE 24 projected revenues are \$32,000 with projected expenditures at \$30,505, which uses \$0 of reserves. This leaves a projected ending fund balance of \$1,495.

CITY OF NORMAN

CLEET FUND (26)
STATEMENT OF REVENUES AND EXPENDITURES

	A	B	C	D	E	F	G	H	I
	FYE 22 ACTUAL	FYE 23 ADOPTED	FYE 23 ESTIMATED	FYE 24 PRELIMINARY	FYE 24 ADOPTED	FYE 25 PROJECTED	FYE 26 PROJECTED	FYE 27 PROJECTED	FYE 28 PROJECTED
1 Beginning Fund Balance	\$ 19	\$ 927	\$ 1	\$ -	\$ -	\$ 1,495	\$ 2,990	\$ 4,485	\$ 5,980
2									
3 Revenues									
4 CLEET for Police Training	\$ 8,557	\$ 30,000	\$ 30,000	\$ 30,000	\$ 30,000	\$ 30,000	\$ 30,000	\$ 30,000	\$ 30,000
5 CLEET for Court Training	644	2,000	2,000	2,000	2,000	2,000	2,000	2,000	2,000
6 Misc revenue	(14)	-	-	-	-	-	-	-	-
7 Transfer from GF	8,153	-	11,405	-	-	-	-	-	-
8									
9 Total Revenues	\$ 17,340	\$ 32,000	\$ 43,405	\$ 32,000	\$ 32,000	\$ 32,000	\$ 32,000	\$ 32,000	\$ 32,000
10									
11 Expenditures									
12 Police Training	\$ 16,666	\$ 29,005	\$ 41,906	\$ 29,005	\$ 29,005	\$ 29,005	\$ 29,005	\$ 29,005	\$ 29,005
13 Court Training	706	1,500	1,500	1,500	1,500	1,500	1,500	1,500	1,500
14 Audit adjustments	(14)	-	-	-	-	-	-	-	-
15									
16 Total Expenditures	\$ 17,358	\$ 30,505	\$ 43,406	\$ 30,505	\$ 30,505	\$ 30,505	\$ 30,505	\$ 30,505	\$ 30,505
17									
18 Net Difference	\$ (18)	\$ 1,495	\$ (1)	\$ 1,495	\$ 1,495	\$ 1,495	\$ 1,495	\$ 1,495	\$ 1,495
19									
20 Ending Fund Balance	\$ 1	\$ 2,422	\$ -	\$ 1,495	\$ 1,495	\$ 2,990	\$ 4,485	\$ 5,980	\$ 7,475
21									
22 Reserves									
23 Reserve for Police Training	\$(10,957)	\$(9,598)	\$(11,458)	\$(10,463)	\$(10,463)	\$(9,468)	\$(8,473)	\$(7,478)	\$(6,483)
24 Reserve for Court Training	10,958	12,020	11,458	11,958	11,958	12,458	12,958	13,458	13,958
25									
26 Total Reserves	\$ 1	\$ 2,422	\$ -	\$ 1,495	\$ 1,495	\$ 2,990	\$ 4,485	\$ 5,980	\$ 7,475

**PUBLIC TRANSPORTATION FUND
BUDGET
HIGHLIGHTS**

Background

The Public Transportation and Parking Fund is a Special Revenue Fund established to account for revenue to fund operations, maintenance, and other expenses associated with the City of Norman's public transportation system. Revenue is derived from grants from the Federal Transit Administration (FTA) and the Oklahoma Department of Transportation; the Public Transit Sales Tax; advertising; and a contribution from the Norman Regional Health System.

On July 30, 2019, City Council passed Resolution R-1920-20 that established the Public Transportation and Parking Fund. The creation of the fund was performed during a transition period of the City public transit operations and assets from the University of Oklahoma to the City of Norman.

FYE 24 Budget

Projected revenues for FYE 24 include \$3,168,818 in sales tax, \$2,360,933 in grant revenue from the Federal Transit Administration, and a \$615,694 subsidy from the General Fund. FYE 24 expenditures are budgeted at \$6,830,078, including \$4,883,912 for Services and Maintenance, which includes contract fees paid to EMBARK for the operation of the bus system.

Council Amendments to the Proposed Budget

Upon adoption of the FYE 24 Annual Budget, the Council made the following amendments to the proposed budget in the Public Transportation Fund:

- Allocations were decreased by \$99,768 to eliminate a proposed downtown parking meter program.
- Allocations were increased by \$12,640 for estimated utility costs at the new City Transit Center.

CITY OF NORMAN

PUBLIC TRANSPORTATION FUND (27)
STATEMENT OF REVENUES AND EXPENDITURES

	A	B	C	D	E	F	G	H	I
	FYE 22 ACTUAL	FYE 23 ADOPTED	FYE 23 ESTIMATED	FYE 24 PRELIMINARY	FYE 24 ADOPTED	FYE 25 PROJECTED	FYE 26 PROJECTED	FYE 27 PROJECTED	FYE 28 PROJECTED
1 Beginning Fund Balance	\$ 570,925	\$ -	\$ 1,535,769	\$ 0	\$ 0	\$ (0)	\$ 0	\$ 0	\$ (0)
2									
3 Revenues									
4 Fare Sales	\$ -	\$ -	\$ -	\$ -	\$ -	\$ -	\$ -	\$ -	\$ -
5 Advertising Fees	13,350	12,000	12,000	12,000	12,000	12,000	12,000	12,000	12,000
6 Grant Revenue - FTA	1,830,463	2,234,890	2,234,890	2,360,933	2,360,933	2,200,000	2,200,000	2,200,000	2,200,000
7 Grant Revenue - ODOT PTRF	134,285	134,285	134,285	150,000	150,000	134,000	134,000	134,000	134,000
8 Grant Revenue - Other	2,483,389		984,426						
9 Sales Tax	2,981,778	3,106,684	3,106,684	3,168,818	3,168,818	3,232,194	3,296,838	3,362,775	3,430,031
10 Use Tax	443,296	454,455	454,455	472,633	472,633	491,539	511,200	531,648	552,914
11 Misc	50,000	50,000	50,000	50,000	50,000	50,000	50,000	50,000	50,000
12 Interest Income	(18,968)	-	-	-	-	-	-	-	-
13									
14 Subtotal	\$ 7,917,593	\$ 5,992,314	\$ 6,976,740	\$ 6,214,384	\$ 6,214,384	\$ 6,119,733	\$ 6,204,038	\$ 6,290,423	\$ 6,378,945
15									
16 VF Transf - General Fund	\$ 84,942	\$ 872,488	\$ 617,862	\$ 702,822	\$ 615,694	\$ 742,708	\$ 721,394	\$ 698,638	\$ 674,390
17 VF Transf - Capital Fund	534,426	-	-	-	-	-	-	-	-
18									
19 Total Revenue	\$ 8,536,961	\$ 6,864,802	\$ 7,594,602	\$ 6,917,206	\$ 6,830,078	\$ 6,862,441	\$ 6,925,432	\$ 6,989,061	\$ 7,053,335
20									
21 Expenditures									
22 Salaries & Benefits	\$ 776,245	\$ 763,131	\$ 763,131	\$ 816,486	\$ 816,486	\$ 824,651	\$ 832,897	\$ 841,226	\$ 849,639
23 Supplies & Materials	544,779	604,547	611,243	466,631	463,631	468,267	472,950	477,679	482,456
24 Services & Maintenance	3,638,802	4,795,950	4,806,172	4,879,912	4,883,912	4,932,751	4,982,079	5,031,899	5,082,218
25 Internal Service	5,175	43,726	43,726	36,050	36,050	36,771	37,506	38,257	39,022
26 Capital Equipment	201,534	657,448	2,883,404	718,128	630,000	600,000	600,000	600,000	600,000
27 Capital Projects	159,896		22,695						
28 Audit adjustments	(1,510,350)	-	-	-	-	-	-	-	-
29									
30 Subtotal	\$ 3,816,081	\$ 6,864,802	\$ 9,130,371	\$ 6,917,207	\$ 6,830,079	\$ 6,862,440	\$ 6,925,432	\$ 6,989,062	\$ 7,053,335
31									
32 VF Transf - General Fund	\$ 3,221,610	\$ -	\$ -	\$ -	\$ -	\$ -	\$ -	\$ -	\$ -
33 VF Transf - Capital Fund	\$ 534,426		\$ -						
34									
35 Total Expenditures	\$ 7,572,117	\$ 6,864,802	\$ 9,130,371	\$ 6,917,207	\$ 6,830,079	\$ 6,862,440	\$ 6,925,432	\$ 6,989,062	\$ 7,053,335
36									
37 Net Difference	\$ 964,844	\$ 0	\$ (1,535,769)	\$ (1)	\$ (1)	\$ 1	\$ 0	\$ (1)	\$ (0)
38									
39 Ending Fund Balance	\$ 1,535,769	\$ 0	\$ 0	\$ (0)	\$ (0)	\$ 0	\$ 0	\$ (0)	\$ (0)
40									
41 Reserves									
42	\$ -	\$ -	\$ -	\$ -	\$ -	\$ -	\$ -	\$ -	\$ -
43 Unreserved	1,535,769	0	0	(0)	(0)	0	0	(0)	(0)
44									
45 Total Reserves	\$ 1,535,769	\$ 0	\$ 0	\$ (0)	\$ (0)	\$ 0	\$ 0	\$ (0)	\$ (0)

**ART IN PUBLIC PLACES FUND
BUDGET
HIGHLIGHTS**

Background

The Art in Public Places Fund is a Special Revenue Fund established to account for revenue derived from citizen donations as a means to fund the acquisition of works of art by the City of Norman and to provide for the maintenance and repair of the works of art in the collection.

On August 28, 2007, City Council passed Ordinance O-0708-5 that established the Public Arts Board and the Art in Public Places Fund. The ordinance also set up the mechanism by which City of Norman utility service customers can opt to donate money to the Art in Public Places Fund by including an additional amount of money in their payment.

The Public Arts Board reports to the Norman Arts Council, who will be charged with expending monies in the Art in Public Places Fund.

FYE 24 Budget

FYE 24 projected revenues are \$16,000. The Norman Arts Council manages donations to the Public Arts Fund on behalf of the City of Norman. Projects like Artful Inlets and the Artist Designed Bike Racks are just two examples of the way these funds are used (see pictures below). The fund has collected \$140,274 in contributions since the beginning of FYE 08.



CITY OF NORMAN

**ART IN PUBLIC PLACES FUND (28)
STATEMENT OF REVENUES AND EXPENDITURES**

	A	B	C	D	E	F	G	H	I
	FYE 22 ACTUAL	FYE 23 ADOPTED	FYE 23 ESTIMATED	FYE 24 PRELIMINARY	FYE 24 ADOPTED	FYE 25 PROJECTED	FYE 26 PROJECTED	FYE 27 PROJECTED	FYE 28 PROJECTED
1 Beginning Fund Balance	\$ 1,690	\$ -	\$ 1,621	\$ 1,621	\$ 1,621	\$ 1,621	\$ 1,621	\$ 1,621	\$ 1,621
2									
3 Revenues									
4 Citizen Donations	\$ 5,912	\$ 16,000	\$ 32,000	\$ 16,000	\$ 16,000	\$ 16,000	\$ 16,000	\$ 16,000	\$ 16,000
5 Interest income	7	-	-	-	-	-	-	-	-
6									
7 Total Revenues	\$ 5,919	\$ 16,000	\$ 32,000	\$ 16,000	\$ 16,000	\$ 16,000	\$ 16,000	\$ 16,000	\$ 16,000
8									
9 Expenditures									
10 Audit adjustments/encumb	\$ 5		\$ -						
11 Payment to Arts Board	5,983	16,000	32,000	16,000	16,000	16,000	16,000	16,000	16,000
12									
13 Total Expenditures	\$ 5,988	\$ 16,000	\$ 32,000	\$ 16,000	\$ 16,000	\$ 16,000	\$ 16,000	\$ 16,000	\$ 16,000
14									
15 Net Difference	\$ (69)	\$ -	\$ -	\$ -	\$ -	\$ -	\$ -	\$ -	\$ -
16									
17 Ending Fund Balance	\$ 1,621	\$ -	\$ 1,621	\$ 1,621	\$ 1,621	\$ 1,621	\$ 1,621	\$ 1,621	\$ 1,621

**WESTWOOD PARK FUND
BUDGET
HIGHLIGHTS**

Background

The Westwood Park Fund is a Special Revenue Fund established to account for the resources used to operate an 18-hole municipal golf course, 18-court municipal tennis center and municipal aquatic center.

The Norman Municipal Authority (NMA) was created in 1965 for the purpose of issuing revenue bonds for the construction of the 18-hole municipal golf course and swimming pool. The original bonds were retired as of July 1, 1993. A bond issue of \$2,315,000 was issued in May 2002 to fund renovations to the golf course approved by Council NMA in the Westwood Master Plan. Revenue from the Park Capital Improvement portion of the Room Tax was pledged to secure the bonded debt, and these revenues were transferred to the Westwood Fund to pay annual debt service. These bonds were retired in FYE 22.

A five-year financial forecast is found in this section. The purpose of a five-year forecast is to project existing conditions into the future, given certain assumptions, in order to determine future financial viability, to identify financial strengths and weaknesses, and to provide a base for remedial or supportive financial policy.

FYE 24 Budget

Statement of Revenues and Expenditures

Revenues for Westwood Golf Course are estimated based on actual current experience in green fees and projected aquatic and tennis center revenue.

Projections for the swimming pool are based upon line-item analysis. All line items have been reviewed on multiple occasions by department staff, Finance Department staff and the City Manager.

Reserve Policy

Special Revenue Funds have no reserve requirements due to their dependence on General Fund support.

Five Year Outlook

Fees and charges, and service levels will continue to be monitored for adequacy and competitiveness to make needed capital improvements and meet all reserve requirements. Fee levels for use of Westwood Pool and Tennis have been re-set to reflect the expanded operations in the newly-constructed facilities.

Summary

Significant effort will continue to be made to address the financial viability of this fund, to adequately structure rates to recover cost of service, and to explore other options for funding the ongoing concerns of the Fund.



CITY OF NORMAN

WESTWOOD PARK FUND (29)
STATEMENT OF REVENUES AND EXPENDITURES

	A	D	B	C	D	D	E	F	G	H
	FYE 22 ACTUAL	FYE 23 PRELIMINARY	FYE 23 ADOPTED	FYE 23 ESTIMATED	FYE 24 PRELIMINARY	FYE 24 ADOPTED	FYE 25 PROJECTED	FYE 26 PROJECTED	FYE 27 PROJECTED	FYE 28 PROJECTED
1 Beginning Fund Balance	\$ 207,077	\$ 415,733	\$ 415,733	\$ 331,999	\$ 30,847	\$ 30,847	\$ 187,771	\$ 303,965	\$ 423,495	\$ 541,636
2										
3 Operating Revenues:										
4 Enterprise Fund Fees/Chgs	\$ 2,059,542	\$ 2,087,500	\$ 2,087,500	\$ 2,087,500	\$ 2,536,700	\$ 2,536,700	\$ 2,626,045	\$ 2,717,177	\$ 2,810,132	\$ 2,904,946
5 Service Fees/Chgs	204,632	17,069	17,069	17,069	17,581	17,581	18,108	18,651	19,211	19,787
6										
7 Total Operating Revenues	\$ 2,264,174	\$ 2,104,569	\$ 2,104,569	\$ 2,104,569	\$ 2,554,281	\$ 2,554,281	\$ 2,644,153	\$ 2,735,828	\$ 2,829,343	\$ 2,924,733
8										
9 Operating Expenditures:										
10 Salaries and Benefits	\$ 1,424,910	\$ 1,381,421	\$ 1,381,421	\$ 1,381,421	\$ 1,606,235	\$ 1,606,235	\$ 1,686,547	\$ 1,770,874	\$ 1,859,418	\$ 1,952,389
11 Supplies and Materials	381,360	371,437	371,437	503,979	612,892	612,892	619,021	625,211	631,463	637,778
12 Services/Maintenance	483,961	430,438	430,438	388,126	259,783	259,783	262,381	265,005	267,655	270,332
13 Internal Service Fund Chgs	50,381	53,330	53,330	53,330	77,775	77,775	79,331	80,918	82,536	84,187
14 Cost Allocation Charges	-	-	-	-	-	-	-	-	-	-
15 Employee Turnover Savings	-	(35,295)	(35,295)	(35,295)	(36,718)	(36,718)	(38,411)	(41,605)	(43,685)	(45,869)
16 Supplies & Mat'l Savings	-	(35,295)	(35,295)	(35,295)	(36,718)	(36,718)	(38,410)	(41,605)	(43,685)	(45,869)
17										
18 Total Operating Expenditures	\$ 2,340,612	\$ 2,166,036	\$ 2,166,036	\$ 2,256,266	\$ 2,483,249	\$ 2,483,249	\$ 2,570,459	\$ 2,658,798	\$ 2,753,702	\$ 2,852,948
19										
20 Net Operating Revenue	\$ (76,438)	\$ (61,467)	\$ (61,467)	\$ (151,697)	\$ 71,032	\$ 71,032	\$ 73,694	\$ 77,030	\$ 75,641	\$ 71,785
21										
22 Other Revenues:										
23 IF Transf - Capital Fund - Golf	\$ 149,639	\$ 85,507	\$ 85,507	\$ 199,671	\$ 75,897	\$ 75,897	\$ 61,500	\$ 61,500	\$ 61,500	\$ 61,500
24 IF Transf - Capital Fund - Pool	-	-	-	-	-	-	-	-	-	-
25 IF Transf - Room Tax	-	-	-	-	-	-	-	-	-	-
26 IF Transf - General Fund	-	-	-	-	93,392	93,392	-	-	-	-
27 IF Transf - Norman Forward Fund	35,000	35,000	35,000	35,000	35,000	35,000	35,000	35,000	35,000	35,000
28 Interest Income	3,220	7,500	7,500	7,500	7,500	7,500	7,500	7,500	7,500	7,500
29 Misc. revenue	4,193	-	-	-	-	-	-	-	-	-
30										
31 Total Other Revenues	\$ 192,052	\$ 128,007	\$ 128,007	\$ 242,171	\$ 211,789	\$ 211,789	\$ 104,000	\$ 104,000	\$ 104,000	\$ 104,000
32										
33										
34 Other Expenditures:										
35 Audit Accruals/Adj/encumbrances	(369,402)									
36 Debt Service	\$ 198,403	\$ -	\$ -	\$ -	\$ -	\$ -	\$ -	\$ -	\$ -	\$ -
37 Capital Projects-GOLF	-	-	-	100,000	-	-	-	-	-	-
38 Capital Equipment-GOLF	149,639	43,507	43,507	43,507	75,897	75,897	19,500	19,500	19,500	19,500
39 Capital Equipment - Golf Carts	-	42,000	42,000	225,814	-	-	42,000	42,000	42,000	42,000
40 Capital Equipment - Pool	-	-	-	-	50,000	50,000	-	-	-	-
41 Capital Equipment - Concessions	-	-	-	22,305	-	-	-	-	-	-
42 IF Transf - Room Tax	12,052									
43										
44 Total Other Expenditures	\$ (9,308)	\$ 85,507	\$ 85,507	\$ 391,626	\$ 125,897	\$ 125,897	\$ 61,500	\$ 61,500	\$ 61,500	\$ 61,500
45										
46 Net Revenues (Expenditures)	\$ 124,922	\$ (18,967)	\$ (18,967)	\$ (301,152)	\$ 156,924	\$ 156,924	\$ 116,194	\$ 119,530	\$ 118,141	\$ 114,285
47										
48 Ending Fund Balance	\$ 331,999	\$ 396,766	\$ 396,766	\$ 30,847	\$ 187,771	\$ 187,771	\$ 303,965	\$ 423,495	\$ 541,636	\$ 655,922
49										
50 Reserves										
51 Reserve for Operations	\$ 187,249	\$ 173,283	\$ 173,283	\$ 180,501	\$ 198,660	\$ 198,660	\$ 205,637	\$ 212,704	\$ 220,296	\$ 228,236
52 Reserve for Pool Capital Replacem:	117,771	152,771	152,771	152,771	187,771	187,771	222,771	257,771	292,771	327,771
53 Reserve for Capital Project	-	84,074	84,074	79,559	61,500	61,500	61,500	61,500	61,500	61,500
54 Reserve (Deficit)	26,979	(13,362)	(13,362)	(381,984)	(260,160)	(260,160)	(185,943)	(108,480)	(32,931)	38,415
55										
56 Total Reserves	\$ 331,999	\$ 396,766	\$ 396,766	\$ 30,847	\$ 187,771	\$ 187,771	\$ 303,965	\$ 423,495	\$ 541,636	\$ 655,922

CITY OF NORMAN

**WATER FUND
BUDGET
HIGHLIGHTS**

Background

The Water Fund is an enterprise fund established to account for the resources utilized to treat and supply water to the customers of the City of Norman. Water is supplied from Lake Thunderbird that is owned by the Central Oklahoma Master Conservancy District (COMCD) and by water wells that are owned by the City. The cities of Del City, Midwest City and Norman created the COMCD for the purpose of creating a water supply. The City annually pays a reclamation charge to the District as the City's share of debt retirement for construction of the lake. The City also pays a pro rata share of the cost to operate the District. There are approximately 635 miles of water mains in the City. The City operates a treatment plant whose capacity for treated water is 17 million gallons per day / peak day and as of March 2023, serves an average of 42,000 customers.

FYE 24 Budget

Statement of Revenues and Expenditures

The Norman Water Utility has a highly progressive residential rate structure, designed to encourage conservation of water resources. Current (as of April, 2023) monthly residential water rates are as follows:

\$6.00 Base Fee
\$3.35 per thousand for 0 – 5,000 gallons
\$4.10 per thousand gallons for 5,001 to 15,000 gallons
\$5.20 per thousand gallons for 15,001 to 20,000 gallons
\$6.80 per thousand gallons in excess of 20,001 gallons

Residential and commercial water rate increases were last approved by voters on January 13, 2015. Revenue projections are based on historic collection patterns and a simple regression model using average rainfall as a predictor variable. Because of the extremely progressive nature of the Norman "inverted" water rate structure, Water Utility revenues are highly dependent on weather patterns, and can therefore fluctuate significantly.

The Water Utility has undertaken an aggressive capital improvement program to enhance the City's water supply and treatment systems, including expansion projects to the City's groundwater well supplies and improvements to waterlines to provide additional water supply (by constructing pipe connections to "blend" water from wells with water quality exceeding standards with water from wells that fall slightly short of standards).

This aggressive water capital project program will be financed through user fees and the Statewide Revolving Loan Fund of the Oklahoma Water Resources Board.

This water capital improvement program is the first of several steps to meet Norman's future water supply needs, suggested by the adopted Strategic Water Supply Plan. Future steps will include reuse of wastewater through advanced treatment methods to be employed by the Norman Water Reclamation Utility, to supplement water supplied by Lake Thunderbird.

CITY OF NORMAN

Additional water is supplied to Norman through a contract with the Oklahoma City Water Utilities Trust (OCWUT). Under this contract, available treated water is transported to Norman along a waterline located in northern Norman to supplement the water supplied by Norman's ground water and surface water facilities.

FYE 2024 expenditure projections are based on line-item analyses within the Water Division. Salary and benefit category expenditures are based on authorized staffing levels. The service and maintenance expenditure category includes increases in operating charges from the COMCD. All line items have been reviewed on multiple occasions by Department staff, Finance Department staff and by the City Manager.

Levelized Rate Policy

Utility rates should be set at a level to meet the average net income requirements over a five-year period without the need for interim adjustments, and to meet all reserve requirements at the end of the five-year period.

Reserve Policy

Enterprise funds by policy, reserve portions of fund balance as follows:

- Operating Reserve equal to 8% of the annual operating cost
- Capital Reserve equal to the annual average of the next 5 year capital expenditure plan

FYE 24 ending fund balance is projected to be \$86,701 with a reserve deficit of -\$23,450,822, due primarily to stagnant revenues and the aggressive capital campaign.

Transfer Policy

The amount of transfer from the Water Fund in support of the General Fund is based on a policy that provides for continuity in both funds. A transfer equal to 5% of Water Fund operating revenues returns to the General Fund an amount consistent with what non-governmental utilities provide in franchise fees.

Council Amendments to the Proposed Budget

Upon adoption of the FYE 24 Annual Budget, the Council made the following amendment to the proposed budget in the Water Fund:

- Allocations were increased by \$16,500 for solar generation administrative fees.

Five Year Outlook

There are various factors, such as weather, population growth, average individual growth in usage, and changes in the mix of residential and commercial revenues that affect total water utility revenues from year to year. Therefore, a conservative approach was taken in projecting revenues due to the uncertainty of the net effect of these factors. The voters of Norman were asked to consider increased rate structures to fund the near-term and strategic needs of the Water Utility Enterprise on April 5, 2022, and again on June 13, 2023. The vote failed in 2022 but passed in 2023. The new water rates will be

CITY OF NORMAN

effective September 1, 2023, but are not reflected in this budget document.

Summary

The Norman Utilities Authority and City Council have directed a policy through which Norman's water will be treated to levels which meet not only current environmental standards but which provide for future treatment requirements and customer water quality demands.

CITY OF NORMAN

WATER FUND (31)
STATEMENT OF REVENUES & EXPENDITURES

	A	B	C	D	D	E	F	G	H
	FYE 22 ACTUAL	FYE 23 ADOPTED	FYE 23 ESTIMATED	FYE 24 PRELIMINARY	FYE 24 ADOPTED	FYE 25 PROJECTED	FYE 26 PROJECTED	FYE 27 PROJECTED	FYE 28 PROJECTED
1 Beginning Fund Balance	\$ 31,850,455	\$ 1,452,241	\$ 32,465,109	\$ 4,694,259	\$ 4,694,259	\$ 86,701	\$ (11,419,214)	\$ (32,756,149)	\$ (44,914,115)
2									
3 Operating Revenues:									
4 Enterprise Fund Fees/Chgs	\$ 21,341,186	\$ 21,420,000	\$ 21,420,000	\$ 21,696,400	\$ 21,696,400	\$ 22,130,328	\$ 22,572,935	\$ 23,024,393	\$ 23,484,881
5 Connection Fee	697,845	816,000	816,000	832,320	832,320	848,966	865,946	883,265	900,930
6 Capital Improvement Charge	2,092,867	1,407,714	1,407,714	1,421,791	1,421,791	1,436,009	1,450,369	1,464,873	1,479,522
7 Cost Allocation	849,108	776,641	776,641	832,425	832,425	840,749	849,156	857,648	866,224
8									
9 Total Operating Revenues	\$ 24,981,006	\$ 24,420,355	\$ 24,420,355	\$ 24,782,936	\$ 24,782,936	\$ 25,256,052	\$ 25,738,405	\$ 26,230,179	\$ 26,731,557
10									
11 Operating Expenditures:									
12 Salaries / Benefits	\$ 4,287,452	\$ 4,669,677	\$ 4,669,677	\$ 5,069,774	\$ 5,069,774	\$ 5,323,263	\$ 5,589,426	\$ 5,868,897	\$ 6,162,342
13 Supplies / Materials	2,891,455	3,134,440	3,236,707	3,352,012	3,352,012	3,385,532	3,419,387	3,453,581	3,488,117
14 Services / Maintenance	2,336,799	3,063,108	3,091,220	3,358,167	3,374,667	3,408,414	3,442,498	3,476,923	3,511,692
15 Internal Services	206,449	263,506	263,506	401,240	401,240	409,265	417,450	425,799	434,315
16 Cost Allocations	2,003,784	1,861,667	1,861,667	2,187,651	2,187,651	2,209,528	2,231,623	2,253,939	2,276,478
17 Employee Turnover Savings		(66,125)	(66,125)	(76,047)	(76,047)	(79,849)	(83,841)	(88,033)	(92,435)
18									
19 Total Operating Expenditures	\$ 11,725,939	\$ 12,926,273	\$ 13,056,652	\$ 14,292,797	\$ 14,309,297	\$ 14,656,152	\$ 15,016,543	\$ 15,391,106	\$ 15,780,509
20									
21 Net Operating Revenue	\$ 13,255,067	\$ 11,494,082	\$ 11,363,703	\$ 10,490,139	\$ 10,473,639	\$ 10,599,901	\$ 10,721,863	\$ 10,839,073	\$ 10,951,048
22									
23 Other Revenues:									
24 Interest Income	\$ (311,009)	\$ 120,000	\$ 120,000	\$ 120,000	\$ 120,000	\$ 120,000	\$ 120,000	\$ 120,000	\$ 120,000
25 Other Misc. Revenue	543,333	-	-	-	-	-	-	-	-
26 Revenue Bond Proceeds		-	15,000,000	-	-	-	-	-	-
27 Grant Revenue		-	2,000,000	-	-	-	-	-	-
28									
29 Total Other Revenues	\$ 232,324	\$ 120,000	\$ 17,120,000	\$ 120,000	\$ 120,000	\$ 120,000	\$ 120,000	\$ 120,000	\$ 120,000
30									
31 Other Expenditures:									
32 Audit Accruals/Adj/Encumbrances	\$ (2,929,267)								
33 Master Conservancy Debt	264,413	\$ 335,425	\$ 335,425	\$ 334,884	\$ 334,884	\$ 334,315	\$ 333,797	\$ 263,200	\$ 263,200
34 Debt Service - 15 Issue	1,478,310	1,480,034	1,480,034	1,476,119	1,476,119	1,486,619	1,491,319	740,275	740,275
35 Debt Service - 16 Issue	769,109	771,060	771,060	771,732	771,732	767,071	772,129	771,742	771,742
36 Debt Service - 17 Issue	1,985,980	1,996,641	1,996,641	1,996,641	1,996,641	1,996,641	1,996,641	1,996,641	1,996,641
37 Debt Service - 18 Issue	897,618	891,295	891,295	893,025	893,025	893,455	892,585	890,415	890,415
38 Debt Service - 22 Issue				139,184	139,184	640,750	1,140,383	1,140,383	1,140,383
39 Capital Projects	8,444,053	3,950,400	31,674,891	8,112,000	8,112,000	14,728,000	24,150,000	15,889,000	28,514,200
40 Capital Projects - 18 Issue	432,595		2,576,879						
41 Capital Projects - 23 Issue			14,999,980						
42 Capital Equipment	382,974	247,679	416,548	351,175	351,175	230,000	230,000	230,000	230,000
43 I/F Transf - General Fund	1,101,952	1,111,800	1,111,800	1,126,436	1,126,436	1,148,965	1,171,944	1,195,383	1,219,291
44 I/F Transf - Capital Fund	45,000								
45									
46 Total Other Expenditures	\$ 12,872,737	\$ 10,784,334	\$ 56,254,553	\$ 15,201,196	\$ 15,201,196	\$ 22,225,816	\$ 32,178,798	\$ 23,117,039	\$ 35,766,147
47									
48 Net Revenues (Expenditures)	\$ 614,654	\$ 829,748	\$ (27,770,850)	\$ (4,591,057)	\$ (4,607,557)	\$ (11,505,915)	\$ (21,336,935)	\$ (12,157,966)	\$ (24,695,099)
49									
50 Ending Fund Balance	\$ 32,465,109	\$ 2,281,988	\$ 4,694,259	\$ 103,201	\$ 86,701	\$ (11,419,214)	\$ (32,756,149)	\$ (44,914,115)	\$ (69,609,215)
51									
52 Reserves									
53 Reserve for Operations	\$ 938,075	\$ 1,034,102	\$ 1,044,532	\$ 1,143,424	\$ 1,144,744	\$ 1,172,492	\$ 1,201,323	\$ 1,231,288	\$ 1,262,441
54 Reserve for Encumbrances	4,098,016								
55 Reserve for Bond Projects - 18 Issue	4,149,338	2,855,707	1,572,459	1,572,459	1,572,459	1,572,459	1,572,459	1,572,459	1,572,459
56 Reserve for Bond Projects - 23 Issue			20	20	20	20	20	20	20
57 Reserve for Capital	20,533,178	13,691,750	18,278,640	20,820,300	20,820,300	22,851,067	22,201,600	28,514,200	28,514,200
58 Reserve (Deficit) Surplus	2,746,502	(15,299,571)	(16,201,392)	(23,433,002)	(23,450,822)	(37,015,252)	(57,731,551)	(76,232,082)	(100,958,335)
59									
60 Total Reserves	\$ 32,465,109	\$ 2,281,988	\$ 4,694,259	\$ 103,201	\$ 86,701	\$ (11,419,214)	\$ (32,756,149)	\$ (44,914,115)	\$ (69,609,215)

**WATER RECLAMATION FUND
BUDGET
HIGHLIGHTS**

Background

The Water Reclamation Fund (formerly known as “sewer” or “wastewater”) is an enterprise fund established to account for the resources utilized to provide wastewater collection, conveyance and treatment to the customers of the City of Norman.

On November 3, 2001, the Norman Utilities Authority (NUA) adopted an updated Wastewater Master Plan, which directed a system-wide average treatment capacity expansion from 12 million gallons per day (MG/D) to 21.5 MG/D, by the year 2040. A \$60 million project to expand the Water Reclamation Facility to 17 MG/D capacity, with significant improvements to treatment standards and odor control, was completed in 2017.

In 2001, the voters of Norman approved three revenue sources to partially pay for the improvements recommended by the Wastewater Master Plan:

- A temporary, 5-year, ½ percent sales tax dedicated to sewer system improvements;
- A \$5 per month sewer maintenance rate, dedicated to neighborhood sewer line repairs;
- An excise tax on new development.

Currently, there are approximately 518.5 miles of sewer lines included in the total system. The Water Reclamation Utility is undertaking an aggressive program to rehabilitate existing neighborhood sewer lines and mains, and to construct new sewer mains in north and east Norman. Additional sewer system capital projects are reported in the Sewer Maintenance Fund and Sewer Excise Tax Fund.

FYE 24 Budget

Statement of Revenues and Expenditures

FYE 24 sewer user fee revenues have been estimated based on actual year-to-date receipts in FYE 23. On November 12, 2013 the citizens of Norman voted and approved a basic sewer rate increase for the first time since November 1, 1996 (pursuant to the Norman City Charter, utility rate increases require voter approval). Water reclamation rates, effective since November 12, 2013 are as follows:

Single Family/ Duplex \$5.00 Base Fee + \$2.70 per 1,000 gallons of treated water

FYE 24 expenditure projections are based upon line-item analysis within the Utility. Salaries and benefits are based on current authorized staffing levels. All line items have been reviewed on multiple occasions by department staff, Finance Department staff and the City Manager.

Levelized Rate Policy

Utility rates are set at a level to meet the average net income requirements over a five-year

period without the need for interim adjustments and to meet all reserve requirements at the end of the five-year period.

Reserve Policy

Enterprise funds have reserve policies to reserve portions of fund balance as follows:

- Operating Reserve equal to 8% of the annual operating cost
- Capital Reserve equal to the annual average of the next 5 year capital expenditure plan

The FYE 24 ending fund balance is projected to be \$168,105 with a reserve deficit of -\$1,832,022. This fund balance is used for meeting the Fund's reserve requirements.

Transfer Policy

The amount of transfer from the Water Reclamation Fund in support of the General Fund is based on a policy that provides for continuity in both funds. A transfer equal to 5% of the Water Reclamation Fund's operating revenues returns to the General Fund an amount consistent with what non-governmental utilities provide in franchise fees.

Council Amendments to the Proposed Budget

Upon adoption of the FYE 24 Annual Budget, the Council made the following amendments to the proposed budget in the Water Reclamation Fund:

- Allocations were increased by \$33,500 for solar generation administrative fees.
- Sewer Replacement Charge revenues were reduced by \$533,041.

Five Year Outlook

Over the next five years operating revenues are projected to increase. FYE 24 projected revenues are 2% higher than FYE 23 budget revenues.

Summary

A major expansion of the Water Reclamation Facility (WRF) was complete in FYE 17. The expansion will allow for treatment capacity to increase and to improve the quality of the reclaimed water from the plant. The below pictures shows the completed expansion project for the Water Reclamation Facility.



Water reclaimed by the Norman Water Reclamation Facility

CITY OF NORMAN

**WATER RECLAMATION FUND (32)
STATEMENT OF REVENUES AND EXPENDITURES**

	A	B	C	D	E	F	G	H	I
	FYE 22 ACTUAL	FYE 23 ADOPTED	FYE 23 ESTIMATED	FYE 24 PRELIMINARY	FYE 24 ADOPTED	FYE 25 PROJECTED	FYE 26 PROJECTED	FYE 27 PROJECTED	FYE 28 PROJECTED
1 Beginning Fund Balance	\$ 9,901,400	\$ 1,771,231	\$ 8,543,627	\$ 403,589	\$ 403,589	\$ 168,105	\$ (2,365,695)	\$ (2,985,970)	\$ (5,624,163)
2									
3 Operating Revenues:									
4 Enterprise Fund Fees/Chgs	\$ 11,749,210	\$ 12,065,372	\$ 11,900,000	\$ 12,306,680	\$ 11,773,639	\$ 12,200,000	\$ 12,200,000	\$ 12,200,000	\$ 12,200,000
5 Capital Improvement Charge	428,657	840,808	840,808	849,216	849,216	857,708	866,285	874,948	883,698
6									
7 Total Operating Revenues	\$ 12,177,867	\$ 12,906,180	\$ 12,740,808	\$ 13,155,896	\$ 12,622,855	\$ 13,057,708	\$ 13,066,285	\$ 13,074,948	\$ 13,083,698
8									
9 Operating Expenditures:									
10 Salaries and Benefits	\$ 3,611,424	\$ 4,123,728	\$ 4,129,728	\$ 3,847,024	\$ 3,847,024	\$ 4,039,375	\$ 4,241,344	\$ 4,453,411	\$ 4,676,082
11 Supplies and Materials	678,489	796,397	853,636	745,728	745,728	753,185	760,717	768,324	776,008
12 Services and Maintenance	1,305,555	1,773,335	1,849,537	1,566,867	1,600,367	1,616,371	1,632,534	1,648,860	1,665,348
13 Internal Services	209,885	234,364	234,514	300,811	300,811	306,827	312,964	319,223	325,608
14 Cost Allocations	2,161,078	1,855,989	1,855,989	2,205,987	2,205,987	2,228,047	2,250,327	2,272,831	2,295,559
15 Employee Turnover Savings	-	(57,936)	(57,936)	(57,705)	(57,705)	(60,591)	(63,620)	(66,801)	(70,141)
16									
17 Total Operating Expenditures	\$ 7,966,431	\$ 8,725,877	\$ 8,865,468	\$ 8,608,712	\$ 8,642,212	\$ 8,883,215	\$ 9,134,266	\$ 9,395,848	\$ 9,668,463
18									
19 Net Operating Revenue	\$ 4,211,436	\$ 4,180,303	\$ 3,875,340	\$ 4,547,184	\$ 3,980,643	\$ 4,174,494	\$ 3,932,019	\$ 3,679,101	\$ 3,415,235
20									
21 Other Revenues:									
22 Interest Income	\$ (371,565)	\$ 50,000	\$ 50,000	\$ 50,000	\$ 50,000	\$ 50,000	\$ 50,000	\$ 50,000	\$ 50,000
23 Bond Proceeds/Grant Reimb.	700,109	-	-	-	-	-	-	-	-
24 Misc. Revenue/Cost Allocation	754,532	716,130	716,130	-	-	-	-	-	-
25									
26 Total Other Revenues	\$ 1,083,076	\$ 766,130	\$ 766,130	\$ 50,000	\$ 50,000	\$ 50,000	\$ 50,000	\$ 50,000	\$ 50,000
27									
28									
29 Other Expenditures:									
30 Audit Accruals/Adjustments	\$ 90,651								
31 Debt Service-14 SRF Note	2,246,898	2,257,294	2,257,294	2,257,294	2,257,294	2,257,294	2,257,294	2,257,294	1,129,897
32 Capital Projects	3,418,436	3,334,025	9,667,595	1,325,000	1,325,000	3,891,000	1,735,000	3,500,000	-
33 Capital Equipment	308,839	260,686	261,619	68,500	68,500	-	-	-	-
34 I/F Transf - General Fund	587,461	603,269	595,000	615,334	615,334	610,000	610,000	610,000	610,000
35									
36 Total Other Expenditures	\$ 6,652,285	\$ 6,455,274	\$ 12,781,508	\$ 4,266,128	\$ 4,266,128	\$ 6,758,294	\$ 4,602,294	\$ 6,367,294	\$ 1,739,897
37									
38 Net Revenues (Expenditures)	\$ (1,357,773)	\$ (1,508,841)	\$ (8,140,038)	\$ 331,057	\$ (235,484)	\$ (2,533,800)	\$ (620,275)	\$ (2,638,193)	\$ 1,725,338
39									
40 Ending Fund Balance	\$ 8,543,627	\$ 262,391	\$ 403,589	\$ 734,646	\$ 168,105	\$ (2,365,695)	\$ (2,985,970)	\$ (5,624,163)	\$ (3,898,825)
41									
42 Reserves									
43 Reserve for Encumbrances	\$ 1,852,317	\$ -	\$ -	\$ -	\$ -	\$ -	\$ -	\$ -	\$ -
44 Reserve for Operations	637,314	698,070	709,237	688,697	691,377	710,657	730,741	751,668	773,477
45 Reserve for Capital	4,288,719	2,944,000	2,090,200	2,281,500	1,308,750	1,745,000	1,750,000	-	-
46 Reserve (Deficit) Surplus	1,765,277	(3,379,679)	(2,395,848)	(2,235,551)	(1,832,022)	(4,821,352)	(5,466,711)	(6,375,831)	(4,672,302)
47									
48 Total Reserves	\$ 8,543,627	\$ 262,391	\$ 403,589	\$ 734,646	\$ 168,105	\$ (2,365,695)	\$ (2,985,970)	\$ (5,624,163)	\$ (3,898,825)

**SEWER MAINTENANCE FUND
BUDGET
HIGHLIGHTS**

Background

The Sewer Maintenance Fund is an enterprise fund established October 1, 2001, to account for revenues from the \$5 per month Sewer System Maintenance Rate (SMR). It is used to account for all expenditures related to major maintenance of the water reclamation system (capital improvement projects accomplished through contracts with private construction vendors), primarily for rehabilitation of neighborhood sewer lateral lines.

The SMR is intended to provide a higher level of maintenance, keeping the sewer system in good repair over the long term.

Beginning in FYE 15, Norman Sewer Line Maintenance Division personnel and related budget allocations, along with capital improvements charge revenue, was transferred to the Water Reclamation Fund.

During FYE 2015 Budget considerations, the Council Finance Committee discussed transferring the sewer line maintenance operations out of the Sewer Line Maintenance Fund into the Water Reclamation Fund in order to better track the collection and distribution of the \$5 per month Sewer Maintenance Rate. This will more accurately reflect the capital work that is being done with the Sewer Maintenance Rate and will eliminate a transfer of funds between the two funds for the work done by Sewer Line Maintenance Division personnel during the year. Over time, this change in accounting will better reflect the declining amounts of sewer rehabilitation projects that can be paid for by the flat \$5 rate due to inflation of material and labor costs. The maintenance program for neighborhood sewer collector lines (“laterals”) will continue in FYE 24 and beyond, generally, the oldest lines in the system are scheduled for replacement first (“worst things first”).

FYE 24 Budget

Statement of Revenues and Expenditures

Revenues have been estimated based on actual year to date receipts in FYE 23 extrapolated for a full year.

FYE 24 expenditure projections are based upon line-item analysis. Salaries and benefits are based on current authorized staffing levels. FYE 24 total budgeted expenditures are \$2,900,721.

All line items have been reviewed on multiple occasions by department staff, Finance Department staff and the City Manager.

Reserve Policy

Enterprise funds by policy, reserve portion of Fund Balance as follows:

- Operating Reserve equal to 8% of the annual operating cost
- Capital Reserve equal to the annual average of the next 5-year capital expenditure plan.

CITY OF NORMAN

**SEWER MAINTENANCE FUND (321)
STATEMENT OF REVENUES AND EXPENDITURES**

	A	B	C	D	E	F	G	H	I
	FYE 22 ACTUAL	FYE 23 ADOPTED	FYE 23 ESTIMATED	FYE 24 PRELIMINARY	FYE 24 ADOPTED	FYE 25 PROJECTED	FYE 26 PROJECTED	FYE 27 PROJECTED	FYE 28 PROJECTED
1 Beginning Fund Balance	\$ 12,267,822	\$ 2,077,944	\$ 13,991,321	\$ 1,886,283	\$ 1,886,283	\$ 2,109,433	\$ 2,359,129	\$ 2,635,453	\$ 2,938,477
2									
3 Operating Revenues:									
4 Sewer Maintenance Rate	\$ 3,200,478	\$ 3,092,942	\$ 3,092,942	\$ 3,123,871	\$ 3,123,871	\$ 3,155,110	\$ 3,186,661	\$ 3,218,528	\$ 3,250,713
5									
6 Total Operating Revenues	\$ 3,200,478	\$ 3,092,942	\$ 3,092,942	\$ 3,123,871	\$ 3,123,871	\$ 3,155,110	\$ 3,186,661	\$ 3,218,528	\$ 3,250,713
7									
8 Operating Expenditures:									
9 Salaries and Benefits	\$ 73,821	\$ 76,975	\$ 76,975	\$ 91,883	\$ 91,883	\$ 96,477	\$ 101,301	\$ 106,366	\$ 111,684
10 Supplies and Materials	1,906	2,766	2,766	3,082	3,082	3,113	3,144	3,175	3,207
11 Services and Maintenance	3,140	4,625	4,775	4,725	4,725	4,772	4,820	4,868	4,917
12 Internal Services	-	1,018	868	1,031	1,031	1,052	1,073	1,094	1,116
13									
14 Total Operating Expenditures	\$ 78,867	\$ 85,384	\$ 85,384	\$ 100,721	\$ 100,721	\$ 105,414	\$ 110,338	\$ 115,504	\$ 120,924
15									
16 Net Operating Revenue	\$ 3,121,611	\$ 3,007,558	\$ 3,007,558	\$ 3,023,150	\$ 3,023,150	\$ 3,049,696	\$ 3,076,323	\$ 3,103,024	\$ 3,129,789
17									
18 Other Revenues:									
19 Interest Income	\$ 53,254	\$ -	\$ -	\$ -	\$ -	\$ -	\$ -	\$ -	\$ -
20 Misc. Revenue	15,417	-	-	-	-	-	-	-	-
21									
22 Total Other Revenues	\$ 68,671	\$ -	\$ -	\$ -	\$ -	\$ -	\$ -	\$ -	\$ -
23									
24									
25 Other Expenditures:									
26 Capital Projects	\$ 1,421,783	\$ 2,480,000	\$ 15,112,596	\$ 2,800,000	\$ 2,800,000	\$ 2,800,000	\$ 2,800,000	\$ 2,800,000	\$ 2,800,000
27 IF Transf - Capital Fund	45,000	-	-	-	-	-	-	-	-
28 Audit Accruals/Adjustments	-	-	-	-	-	-	-	-	-
29									
30 Total Other Expenditures	\$ 1,466,783	\$ 2,480,000	\$ 15,112,596	\$ 2,800,000	\$ 2,800,000	\$ 2,800,000	\$ 2,800,000	\$ 2,800,000	\$ 2,800,000
31									
32 Total Revenues	\$ 3,269,149	\$ 3,092,942	\$ 3,092,942	\$ 3,123,871	\$ 3,123,871	\$ 3,155,110	\$ 3,186,661	\$ 3,218,528	\$ 3,250,713
33									
34 Total Expenditures	\$ 1,545,650	\$ 2,565,384	\$ 15,197,980	\$ 2,900,721	\$ 2,900,721	\$ 2,905,414	\$ 2,910,338	\$ 2,915,504	\$ 2,920,924
35									
36 Net Revenues (Expenditures)	\$ 1,723,499	\$ 527,558	\$ (12,105,038)	\$ 223,150	\$ 223,150	\$ 249,696	\$ 276,323	\$ 303,024	\$ 329,789
37									
38 Ending Fund Balance	\$ 13,991,321	\$ 2,605,502	\$ 1,886,283	\$ 2,109,433	\$ 2,109,433	\$ 2,359,129	\$ 2,635,453	\$ 2,938,477	\$ 3,268,266

**NEW DEVELOPMENT EXCISE TAX FUND
BUDGET
HIGHLIGHTS**

Background

The New Development Excise Tax Fund is an enterprise fund established October 1, 2001, as a result of Ordinance 0001-58, adopted by City Council on June 12, 2001, and approved by voters on August 14, 2001. The fund was established to account for revenues and capital project expenditures from excise tax levied and collected on new development (including developments of tax-exempt property owners) to be served by the City's water reclamation system. The tax imposed is collected at the time a building permit is issued for all construction and based upon the square footage as set forth in the permit as follows:

- New Residential Construction - \$850 for homes up to 1,200 square feet and \$2 per square foot for each square foot in excess of 1,200 square feet.
- Non-Residential Construction - \$115 per employee plus \$4 per gallon per day of additional flow, if estimated flow is greater than 30 gallons per day per employee.
- Residential expansions which include the installation of plumbing fixtures – \$1 per square foot for each additional square foot added to the current structure.

As agreed to between the permit applicant and the City Engineer and Utilities Department, water records for existing facilities will be used to estimate future wastewater flow for non-residential construction and projected employees will be agreed to in advance of the permit issuance.

The funds collected from the Excise Tax shall be used exclusively for wastewater expansion, improvements, and to pay debt service on obligations issued to finance future improvements and expansion of the wastewater system. Since its inception in 2001, the Wastewater Excise Tax has generated over \$25,000,000 for system expansion and improvement.

FYE 24 Budget

Statement of Revenues and Expenditures

Revenues have been estimated on historic building permit records applied to excise tax regulations (i.e., projections are based on revenues that would accrue if past building patterns in an "average" year are continued), and are projected at \$1,470,000 for FYE 24.

Five Year Outlook

Excise tax revenues are projected to be the same in years FYE 24 through FYE 28.

CITY OF NORMAN

**NEW DEVELOPMENT EXCISE FUND (322)
STATEMENT OF REVENUES AND EXPENDITURES**

	A	B	C	D	E	F	G	H	I
	FYE 22 ACTUAL	FYE 23 ADOPTED	FYE 23 ESTIMATED	FYE 24 PRELIMINARY	FYE 24 ADOPTED	FYE 25 PROJECTED	FYE 26 PROJECTED	FYE 27 PROJECTED	FYE 28 PROJECTED
1 Beginning Fund Balance	\$ 6,821,107	\$ 4,555,641	\$ 6,679,569	\$ 4,568,028	\$ 4,568,028	\$ 2,134,886	\$ (4,298,255)	\$ (4,731,397)	\$ (5,164,538)
2									
3 Operating Revenues:									
4 Excise Tax - Residential	\$ 1,296,396	\$ 1,100,000	\$ 1,100,000	\$ 1,100,000	\$ 1,100,000	\$ 1,100,000	\$ 1,100,000	\$ 1,100,000	\$ 1,100,000
5 Excise Tax - Commercial	462,437	300,000	300,000	300,000	300,000	300,000	300,000	300,000	300,000
6									
7 Total Operating Revenues	\$ 1,758,833	\$ 1,400,000	\$ 1,400,000	\$ 1,400,000	\$ 1,400,000	\$ 1,400,000	\$ 1,400,000	\$ 1,400,000	\$ 1,400,000
8									
9 Total Operating Expenditures	\$ -	\$ -	\$ -	\$ -	\$ -	\$ -	\$ -	\$ -	\$ -
10									
11 Net Operating Revenue	\$ 1,758,833	\$ 1,400,000	\$ 1,400,000	\$ 1,400,000	\$ 1,400,000	\$ 1,400,000	\$ 1,400,000	\$ 1,400,000	\$ 1,400,000
12									
13 Other Revenues:									
14 Interest Income	\$ 28,517	\$ 70,000	\$ 70,000	\$ 70,000	\$ 70,000	\$ 70,000	\$ 70,000	\$ 70,000	\$ 70,000
15									
16 Total Other Revenues	\$ 28,517	\$ 70,000	\$ 70,000	\$ 70,000	\$ 70,000	\$ 70,000	\$ 70,000	\$ 70,000	\$ 70,000
17									
18 Other Expenditures:									
19 Debt Service - 09 SRF	\$ 350,581	\$ 353,085	\$ 353,085	\$ 353,085	\$ 353,085	\$ 353,085	\$ 353,085	\$ 353,085	\$ 353,085
20 Debt Service - 14 SRF	1,548,307	1,550,056	1,550,056	1,550,056	1,550,056	1,550,056	1,550,056	1,550,056	776,279
21 Capital Projects	30,000	840,000	1,678,400	2,000,000	2,000,000	6,000,000	-	-	-
22									
23 Total Other Expenditures	\$ 1,928,888	\$ 2,743,141	\$ 3,581,541	\$ 3,903,141	\$ 3,903,141	\$ 7,903,141	\$ 1,903,141	\$ 1,903,141	\$ 1,129,364
24									
25 Net Revenues (Expenditures)	\$ (141,538)	\$ (1,273,141)	\$ (2,111,541)	\$ (2,433,141)	\$ (2,433,141)	\$ (6,433,141)	\$ (433,141)	\$ (433,141)	\$ 340,636
26									
27 Ending Fund Balance	\$ 6,679,569	\$ 3,282,499	\$ 4,568,028	\$ 2,134,886	\$ 2,134,886	\$ (4,298,255)	\$ (4,731,397)	\$ (5,164,538)	\$ (4,823,902)

**SANITATION FUND
BUDGET
HIGHLIGHTS**

Background

The Sanitation Fund is an enterprise fund used to account for the operations associated with solid waste collection and disposal in the City of Norman. Residential collection services are provided weekly, with separate services for yard waste and household garbage. Commercial service is provided on an as-needed basis, and composting and recycling services are also available.

Sanitation rates, approved by the voters in 2011, are as follows:

Residential Customers	\$14.00/unit/month + \$3/month for curbside recycling			
	Container	Base		Rate
	<u>Size</u>	<u>Rate</u>	<u>After</u>	<u>cu. yd.</u>
Commercial Customers	2 cu. yds.	52.12	8 cu. yds.	7.04
	3 cu. yds.	66.34	12 cu. yds.	5.95
	4 cu. yds.	78.17	16 cu. yds.	5.15
	6 cu. yds.	97.12	24 cu. yds.	4.48
	8 cu. yds.	113.71	32 cu. yds.	4.07

FYE 24 Budget

Statement of Revenues and Expenditures

Revenues have been estimated at an average growth rate of 1.8% per year with a projected increase of \$1.00/per month for users who desire additional rollout carts.

FYE 24 expenditure projections are based upon line-item analysis within the Utility. Salaries and benefits are based on current authorized staffing levels. All line items have been reviewed on multiple occasions by Utilities Department staff, Finance Department staff and the City Manager.

Reserve Policy

Enterprise funds have reserve policies to reserve portions of fund balance as follows:

- Operating Reserve equal to 8% of the annual operating cost
- Capital Reserve equal to the annual average of the next 5 year capital expenditure plan

The FYE 24 ending fund balance is projected to be \$4,027,999, which meets the operations and Capital Reserve requirements discussed above.

Levelized Rate Policy

Utility rates should be set at a level to meet the average net income requirements over a five year period without the need for interim adjustments and to meet all reserve requirements at the end of the five-year period.

Five Year Outlook

All reserve requirements will be met and a surplus of funds will be held in reserves.

Summary

The Sanitation Utility will continue to deliver its level of customer service under the approved rate structure. The Utility will give a high priority to catching up on its backlogged fleet replacement schedules over time.

CITY OF NORMAN

SANITATION FUND (33)
STATEMENT OF REVENUES AND EXPENDITURES

	A	B	C	D	E	F	G	H	I
	FYE 22 ACTUAL	FYE 23 ADOPTED	FYE 23 ESTIMATED	FYE 24 PRELIMINARY	FYE 24 ADOPTED	FYE 25 PROJECTED	FYE 26 PROJECTED	FYE 27 PROJECTED	FYE 28 PROJECTED
1 Beginning Fund Balance	\$ 16,638,300	\$ 7,850,211	\$ 14,770,036	\$ 6,386,020	\$ 6,386,020	\$ 4,027,999	\$ 2,133,659	\$ 1,589,722	\$ 1,137,075
2									
3 Operating Revenues:									
4 Enterprise Fund Fees/Chgs	\$ 15,955,460	\$ 15,830,000	\$ 15,830,000	16,114,940	16,114,940	16,405,009	16,700,299	17,000,904	17,306,920
5 Other Revenue	75,926	228,597	228,597	230,883	230,883	233,192	235,524	237,879	240,258
6									
7 Total Operating Revenues	\$ 16,031,386	\$ 16,058,597	\$ 16,058,597	\$ 16,345,823	\$ 16,345,823	\$ 16,638,201	\$ 16,935,823	\$ 17,238,783	\$ 17,547,178
8									
9 Operating Expenditures:									
10 Salaries / Benefits	\$ 5,069,253	\$ 4,576,629	\$ 4,576,629	\$ 4,993,698	\$ 4,993,698	\$ 5,243,383	\$ 5,505,552	\$ 5,780,830	\$ 6,069,871
11 Supplies / Materials	1,283,933	1,532,596	1,538,355	1,449,065	1,449,065	1,463,556	1,478,192	1,492,974	1,507,904
12 Services / Maintenance	4,011,236	4,239,502	4,245,097	4,922,470	4,922,470	4,971,695	5,021,412	5,071,626	5,122,342
13 Internal Services	749,630	902,831	902,831	1,191,946	1,191,946	1,215,785	1,240,101	1,264,903	1,290,201
14 Cost Allocations	1,537,532	1,760,174	1,760,174	2,116,952	2,116,952	2,138,122	2,159,503	2,181,098	2,202,909
15									
16 Total Operating Expenditures	\$ 12,651,584	\$ 13,011,732	\$ 13,023,086	\$ 14,674,131	\$ 14,674,131	\$ 15,032,541	\$ 15,404,760	\$ 15,791,431	\$ 16,193,227
17									
18 Net Operating Revenue	\$ 3,379,802	\$ 3,046,865	\$ 3,035,511	\$ 1,671,692	\$ 1,671,692	\$ 1,605,660	\$ 1,531,063	\$ 1,447,352	\$ 1,353,951
19									
20 Other Revenue:									
21 Interest Income	\$ (163,690)	\$ 300,000	\$ 300,000	\$ 300,000	\$ 300,000	\$ 300,000	\$ 300,000	\$ 300,000	\$ 300,000
22 Bond/Grant Proceeds	-	-	-	-	-	-	-	-	-
23									
24 Total Other Revenue	\$ (163,690)	\$ 300,000	\$ 300,000	\$ 300,000	\$ 300,000	\$ 300,000	\$ 300,000	\$ 300,000	\$ 300,000
25									
26 Other Expenditures:									
27 Audit Accruals/Adjustments	\$ (772,118)								
28 Capital Equipment	3,198,227	\$ 3,500,038	\$ 6,954,015	\$ 3,479,713	\$ 3,479,713	\$ 2,200,000	\$ 2,200,000	\$ 2,200,000	\$ 2,200,000
31 Capital Projects	2,118,267	1,193,000	4,765,512	850,000	850,000	1,600,000	175,000	-	175,000
32 I/F Transfer - General Fund - Utility Svs	-	-	-	-	-	-	-	-	-
33 I/F Transfer - Capital Fund	540,000								
34									
35 Total Other Expenditures	\$ 5,084,376	\$ 4,693,038	\$ 11,719,527	\$ 4,329,713	\$ 4,329,713	\$ 3,800,000	\$ 2,375,000	\$ 2,200,000	\$ 2,375,000
36									
37 Net Revenues (Expenditures)	\$ (1,868,264)	\$ (1,346,173)	\$ (8,384,016)	\$ (2,358,021)	\$ (2,358,021)	\$ (1,894,340)	\$ (543,937)	\$ (452,648)	\$ (721,049)
38									
39 Ending Fund Balance	\$ 14,770,036	\$ 6,504,038	\$ 6,386,020	\$ 4,027,999	\$ 4,027,999	\$ 2,133,659	\$ 1,589,722	\$ 1,137,075	\$ 416,026
40									
41 Reserves									
42 Reserve for Operations	\$ 1,012,127	\$ 1,040,939	\$ 1,041,847	\$ 1,173,930	\$ 1,173,930	\$ 1,202,603	\$ 1,232,381	\$ 1,263,314	\$ 1,295,458
43 Reserve for Capital	5,750,791	2,687,500	3,015,943	2,687,500	2,687,500	2,316,667	2,287,500	2,375,000	2,375,000
44 Reserve (Deficit) Surplus	8,007,119	2,775,599	2,328,231	166,569	166,569	(1,385,610)	(1,930,159)	(2,501,239)	(3,254,432)
45									
46 Total Reserves	\$ 14,770,036	\$ 6,504,038	\$ 6,386,020	\$ 4,027,999	\$ 4,027,999	\$ 2,133,659	\$ 1,589,722	\$ 1,137,075	\$ 416,026

**RISK MANAGEMENT FUND
BUDGET
HIGHLIGHTS**

Background

The Risk Management Fund is an Internal Service Fund established to account for the resources utilized to provide for the self-insurance of Worker's Compensation and Unemployment Insurance and to pay "stop loss" premiums on insurance for high-dollar employee health and property casualty claims.

Health insurance claims are accounted for in this fund. The City self-insures for these benefits and utilizes a third party administrator to administer the benefits. Consultants are also utilized to set premiums and structure plan benefits. FYE 24 health claim costs are projected to be \$11,105,284.

Workers' Compensation benefits are paid to employees who are injured on the job. The Legal Department administers this program in conjunction with the Finance Department and Human Resources Department. Claims are submitted to the Finance Department for review and, if approved, are paid directly by the City. The projected cost in FYE 24 is \$2,143,500.

Unemployment claims are filed with the State and when approved, are then submitted to the City for their response. The FYE 24 estimated cost of unemployment claims is approximately \$22,200.

Judgments and claims against the City are accounted for in the Risk Management Fund. Judgments are placed on ad valorem tax rolls and revenues are transferred from the Debt Service Fund to cover claims expenditures.

Through Internal Service charges, City departmental budgets are charged "premiums" for each budgeted employee. These charges to City department budgets are accounted for as revenue in the Risk Management Fund for health insurance, workers' compensation, and unemployment benefits.

A five-year financial forecast is found in this section. The purpose of a five-year forecast is to project existing conditions into the future, given certain assumptions, in order to determine future financial viability, to identify financial strengths and weaknesses and to provide a base for remedial or supportive financial policy.

Reserve Policy

Operating Reserves are based on a three-month claim history excluding judgments and claims as they are repaid from ad valorem tax revenues. Reserve levels for health insurance and workers' compensation meet and exceed this targeted level.

CITY OF NORMAN

FYE 24 Budget

After many years of having inadequate revenues to meet expenses or required reserve levels, the workers' compensation and health insurance reserves are now adequate. Much of the credit for this financial improvement goes to the City's Health Insurance Committee and its consultant, and much credit goes to changes in Oklahoma Workers' Statutes.

Five Year Outlook

The financial position of this Fund is dependent upon the participating funds.

Changes to employees' current health plan are needed to reduce the rate of growth in claim costs. Close scrutiny of the plan's operations and benefits will ensure minimal increases necessary to maintain existing coverage levels.

CITY OF NORMAN

RISK MANAGEMENT FUND (43)
STATEMENT OF REVENUES AND EXPENDITURES

	A	B	C	D	E	F	G	H	I
	FYE 22 ACTUAL	FYE 23 ADOPTED	FYE 23 ESTIMATED	FYE 24 PRELIMINARY	FYE 24 ADOPTED	FYE 25 PROJECTED	FYE 26 PROJECTED	FYE 27 PROJECTED	FYE 28 PROJECTED
1 Beginning Fund Balance	\$ 1,973,896	\$ 4,026,963	\$ 674,265	\$ 3,063,135	\$ 3,063,135	\$ 7,306,675	\$ 11,130,763	\$ 14,654,352	\$ 17,858,462
2									
3 Revenues									
4 Int Svs Ch - W/C	\$ 1,300,000	\$ 1,400,000	\$ 1,400,000	\$ 2,500,000	\$ 2,500,000	\$ 2,500,000	\$ 2,500,000	\$ 2,500,000	\$ 2,500,000
5 Int Svs Ch - Risk	375,005	500,000	500,000	936,686	936,686	844,398	864,714	885,827	907,775
6 Int Svs Ch - Unemployment	22,437	22,422	22,422	22,422	22,422	22,422	22,646	22,873	23,101
7 Int Svs Ch - Health Ins Prem - City	11,533,742	12,441,191	12,441,191	12,690,015	12,690,015	12,943,816	13,202,692	13,466,746	13,736,081
8 Health Ins Premiums - Employee	2,863,943	2,690,994	2,690,994	2,744,814	2,744,814	2,799,711	2,855,705	2,912,819	2,971,075
9 Health Ins Refunds	515,572	1,458,099	1,458,099	1,487,261	1,487,261	1,517,007	1,547,347	1,578,294	1,609,859
10 Other Revenues	128,469	-	-	-	-	-	-	-	-
11 VF Transfer - Debt Service	468,293	500,000	500,000	500,000	500,000	500,000	500,000	500,000	500,000
12									
13 Total Revenues	\$ 17,207,461	\$ 19,012,707	\$ 19,012,707	\$ 20,881,199	\$ 20,881,199	\$ 21,127,353	\$ 21,493,104	\$ 21,866,558	\$ 22,247,891
14									
15 Expenditures									
16 Salary / Benefits - Risk	\$ 260,863	\$ 193,788	\$ 263,676	\$ 282,670	\$ 282,670	\$ 296,804	\$ 311,644	\$ 327,226	\$ 343,587
17 Salary / Benefits - Health Ins	74,725	79,802	79,802	100,326	100,326	105,342	110,609	116,140	121,947
18 Services / Maintenance	442,976	530,561	518,673	542,173	542,173	547,595	553,071	558,601	564,187
19 Judgments / Claims	381,880	270,000	270,000	295,000	295,000	320,000	320,000	320,000	320,000
20 Workers' Comp Pymts	946,715	2,143,500	2,144,630	2,143,500	2,143,500	2,229,240	2,318,410	2,411,146	2,507,592
21 Unemployment Claims	11,246	22,200	22,200	22,200	22,200	22,422	22,646	22,873	23,101
22 Health Insurance Claims	14,158,688	11,105,284	11,105,284	11,105,284	11,105,284	11,549,495	12,011,475	12,491,934	12,991,612
23 Health Insurance Fees	2,181,264	2,146,506	2,146,506	2,146,506	2,146,506	2,232,366	2,321,661	2,414,527	2,511,108
24 VF Transfer - General Fd	47,446	-	73,066	-	-	-	-	-	-
25 Audit Accruals / Adjustments	1,289	-	-	-	-	-	-	-	-
26									
27 Total Expenditures	\$ 18,507,092	\$ 16,491,641	\$ 16,623,837	\$ 16,637,659	\$ 16,637,659	\$ 17,303,264	\$ 17,969,516	\$ 18,662,447	\$ 19,383,135
28									
29 Net Difference	\$ (1,299,631)	\$ 2,521,066	\$ 2,388,870	\$ 4,243,540	\$ 4,243,540	\$ 3,824,089	\$ 3,523,588	\$ 3,204,111	\$ 2,864,757
30									
31 Ending Fund Balance	\$ 674,265	\$ 6,548,029	\$ 3,063,135	\$ 7,306,675	\$ 7,306,675	\$ 11,130,763	\$ 14,654,352	\$ 17,858,462	\$ 20,723,219
32									
33 Reserves:									
34 Reserved for Health Insurance	\$ (800,629)	\$ 6,900,632	\$ 2,458,064	\$ 6,028,039	\$ 6,028,039	\$ 9,401,367	\$ 12,563,365	\$ 15,498,622	\$ 18,190,970
35 Reserved for Unemployment	46,026	36,042	46,248	46,470	46,470	46,470	46,470	46,470	46,470
36 Reserved for W/C/Claims/Judgment:	1,179,603	(269,832)	664,973	1,226,473	1,226,473	1,677,233	2,038,823	2,307,677	2,480,086
37 Reserved for Risk Mgmt	249,265	(118,813)	(106,150)	5,693	5,693	5,693	5,693	5,693	5,693
38									
39 Total Reserves	\$ 674,265	\$ 6,548,029	\$ 3,063,135	\$ 7,306,675	\$ 7,306,675	\$ 11,130,763	\$ 14,654,352	\$ 17,858,462	\$ 20,723,219
40									
41 Targeted Reserves:									
42 Reserve for Health Insurance	\$ 2,359,781	\$ 1,850,881	\$ 1,850,881	\$ 1,850,881	\$ 1,850,881	\$ 1,924,916	\$ 2,001,913	\$ 2,081,989	\$ 2,165,269
43 Reserve for Workers Comp	157,786	357,250	357,438	357,250	357,250	371,540	386,402	401,858	417,932
44									
45 Total Targeted Reserves	\$ 2,517,567	\$ 2,208,131	\$ 2,208,319	\$ 2,208,131	\$ 2,208,131	\$ 2,296,456	\$ 2,388,314	\$ 2,483,847	\$ 2,583,201

**CAPITAL IMPROVEMENTS FUND
BUDGET
HIGHLIGHTS**

Background

The City of Norman Capital Improvements Budget document is produced as a separate document, which contains detailed descriptions of all current and proposed projects for the Fiscal Years Ending (FYE) 2024-2028. The document is divided into sections: an overview of policies and how the Capital Improvement Plan is based on Norman 2025, the City's Land Use and Transportation Plan; and summary information by project name, budget year, and funding source. Also, detailed project sheets describing the project, budget schedule, and progress by budget year.

The Capital Improvements Fund is established to account for capital projects funded by sales tax receipts or general obligation bond issues. Those projects relating to enterprise funds and funded with fees and charges are accounted for in the respective enterprise funds. All capital projects and their funding are approved by City Council. All capital projects, regardless of the source of funding, are identified and tracked in the Capital Improvements Plan, FYE 2024-2028 document.

Seventy percent (70%) of one percent (0.7%) of sales tax is set aside for capital improvements. Those projects approved for construction with this funding are accounted for in the Capital Improvements Fund. By Council policy, funds are allocated to priority capital categories as follows:

General Maintenance of Existing Facilities:	7%
Fleet Replacement Supplement:	7%
Capital Outlay:	27%
Street Maintenance:	25%
Capital Projects:	Balance or 34%

The Capital Fund also includes funding for the following positions that provide support to capital projects: 2 CIP Engineers, 1 Traffic Engineer, 2 Capital Project Managers, a Staff Engineer, 25% of an Engineering Assistant, 25% of the Storm Water Program Manager, 70% of a Park Planner I, 50% of a Park Planner II, 80% of a Construction Inspector, 50% of a Construction Inspector, 80% of a Utility Coordinator, and 15% of a Facility Maintenance Supervisor.

Capital Projects generally cost more than \$10,000, are relatively fixed or permanent in nature and have an expected life of more than five years. Such projects consist of the construction of a new, expanded or improved tangible asset, which is physically fixed. Major projects normally require more than one fiscal year to complete. Contracted services for design, land acquisition, utility relocations and construction may be required. Examples include land purchase, new buildings, building additions, street improvements, utility line improvements, parks and playgrounds, and major drainage channel improvements.

Capital Outlay on the other hand, is an expenditure directed towards maintaining or purchasing new or replacing tangible assets which themselves have expected life spans of one to five years. Expenses are generally one-time and occur within a single budget year. Examples include the

CITY OF NORMAN

purchase of vehicles and equipment.

On April 6, 2021, the voters of Norman re-authorized a general obligation bond issue for street resurfacing and improvements city wide. This was the 4th renewal of the five-year G.O. Bond program by the voters, based on maintaining the same average property tax levy to repay the bonds. A total of approximately \$27,000,000 in projects will be paid for by these bonds over five years, in the following types:

- 46% - Concrete street panel replacement and improvement
- 20% - Asphalt street resurfacing and improvement
- 15% - Major road reconstruction projects
- 12% - Rural road paving and improvement
- 7% - Preventative Maintenance

FYE 24 Budget

The FYE 24 Budget shows total projected resources available of \$44,875,099, including beginning fund balance of \$25,614,314 and total expenditures projected at \$28,639,550 with an ending fund balance of \$16,235,549. Sales tax is projected at a 2% increase from FYE 23 estimated revenue, and an average 2% growth rate in years FYE 25 through FYE 28. Expenditures are based on estimated project costs.

Capital projects funded in FYE 2024 will impact the General Fund operating budget. Various transportation projects are included in the FYE 2024 capital projects. Some of these projects will be streets built at a much higher standard, reducing maintenance expenses and congestion, as well as increasing safety. Other impacts include additional traffic control and parks facilities that will cumulatively add to the City's maintenance burden in future years. Additional public safety personnel and facilities will also burden future capital budgets.

Each project in the Capital Improvements Plan, FYE 2024-2028 document is evaluated for operating budget impact. A "positive" impact is defined as it will either generate some revenue to offset expenses or will reduce operating costs, "negligible" is defined as operating expenses will increase no more than about \$10,000 per year, "slight" is defined as operating expenses will increase between about \$10,001 and \$50,000 per year, "moderate" is operating expenses will increase between about \$50,001 and \$100,000 per year, and "high" is operating expenses will increase more than \$100,001 per year.

Council Amendments to the Proposed Budget

Upon adoption of the FYE 24 Annual Budget, the Council made the following amendments to the proposed budget in the Capital Improvements Fund:

- A total of \$1,391,635 will be transferred from the General Fund to the Capital Improvements Fund for the following capital projects:
 - \$25,000 for engineering design of capital improvements in the vicinity of Reed Avenue between Main Street and Eufala Street
 - \$300,000 for continuation of an Americans with Disabilities Act Compliance program

CITY OF NORMAN

- o \$216,635 for additional sidewalk improvements
- o \$200,000 for an Association of Central Oklahoma Governments sidewalk matching grant program
- o \$150,000 for a two-year pilot Public Mural Art program
- o \$500,000 for improvements at 718 N. Porter

Below is a list of Capital Projects and their associated operating impact.

<u>FYE 2024 projects</u>			
<u>Project Title</u>	<u>Project Category</u>	<u>Operating Impact</u>	
Alley Repair Program	Street Maintenance	Positive	Reduce maintenance costs
Asphalt Pavement Maintenance	Street Maintenance	Negligible	Reduce maintenance costs
Concrete Pavement Maintenance	Street Maintenance	Negligible	Reduce maintenance costs
Crack Seal	Street Maintenance	Positive	Reduce maintenance costs
Sports Field Relighting	Parks and Recreation	Negligible	Conversion to LED extends lighting lifespan
Fire Station 9 Repairs	Facility Maintenance	Positive	Stabilize building with warranty to reduce future repairs
Building Maintenance - Roofs	Facility Maintenance	Positive	Proactively address roof repairs
Building Maintenance - HVAC	Facility Maintenance	Positive	Extend Facility HVAC lifecycle
HVAC Automation	Facility Maintenance	Positive	Reduce down time and extend life of equipment
Capital Plumbing Replacement	Facility Maintenance	Positive	proactively address repairs and increase efficiency.
36th Ave NW & Tecumseh Rd (turn lane)	Transportation	Negligible	\$5,000 per year for electricity and preventive maintenance
Wayfinding	Transportation	Negligible	\$3,000 per year for sign maintenance
Driveway Repair Program	Transportation	Positive	Will improve pedestrian, driveway access and safety
Horizontal Saw-Cut Program	Transportation	Positive	Will improve pedestrian and public safety
Traffic Calming	Traffic	Negligible	\$3,000 per year for sign and pavement maintenance
Sidewalk Accessibility	Transportation	Positive	Will improve pedestrian and public safety
Sidewalk Schools and Arterials	Transportation	Positive	Will improve pedestrian and public safety
Sidewalks and Trails	Transportation	Positive	Will improve pedestrian and public safety
Citywide Sidewalk Reconstruction	Transportation	Positive	Will improve pedestrian and public safety
Downtown Area Sidewalks/Curbs	Transportation	Positive	Will improve pedestrian and public safety
Drainage Projects	Stormwater	Positive	Reduced employee services, materials, and equipment cost
Drainage Rehabilitation	Stormwater	Positive	updated service results in overall decrease expenditure
Force Account Drainage	Stormwater	Positive	Reduces employee services, materials, and equipment cost
Imhoffe Creek Stabilization	Stormwater	Positive	reduce loss of property and reduce maintenance
Lake Thunderbird TMDL Compliance	Stormwater	Positive	As lake quality improves, drinking water quality will improve
Cedar Lane - E. of 24th to 36th Ave SE	Transportation/Bond	Negligible	\$5,000 per year for electricity and preventive maintenance
36th Ave. SE - Cedar Lane Rd. to SH-9	Transportation/Bond	Negligible	\$5,000 per year for electricity and preventive maintenance
36th NW Phase 3 - Indian Hills to Moore	Transportation/Bond	Negligible	\$5,000 per year for electricity and preventive maintenance
24th Ave NE - Rock Creek to Tecumseh	Transportation/Bond	Negligible	\$5,000 per year for electricity and preventive maintenance
Lindsey St. Ph. 1 - Elm to Jenkins	Transportation/Bond	Negligible	\$5,000 per year for electricity and preventive maintenance
Lindsey St. Ph. 2 - Pickard to Elm	Transportation/Bond	Negligible	\$5,000 per year for electricity and preventive maintenance
Tecumseh Road - 12th to 24th Ave. NE	Transportation/Bond	Negligible	\$5,000 per year for electricity and preventive maintenance
Rock Creek Rd. - Queenstone to 24th NE	Transportation/Bond	Negligible	\$5,000 per year for electricity and preventive maintenance

Summary

Norman is a vibrant, growing city. This growth puts tremendous demands on capital improvement resources for street construction, park development, storm drainage and capital equipment. Alternative financing methods are being evaluated in order to maximize the accomplishment of needed projects.

CITY OF NORMAN

CAPITAL IMPROVEMENTS FUND (50)
STATEMENT OF REVENUES AND EXPENDITURES

	A	B	C	D	E	F	G	H	I
	FYE 22 ACTUAL	FYE 23 ADOPTED	FYE 23 ESTIMATED	FYE 24 PRELIMINARY	FYE 24 ADOPTED	FYE 25 PROJECTED	FYE 26 PROJECTED	FYE 27 PROJECTED	FYE 28 PROJECTED
1 Beginning Fund Balance	\$75,149,657	\$57,380,712	\$ 67,372,713	\$ 25,614,314	\$25,614,314	\$16,235,549	\$34,957,678	\$30,540,872	\$27,762,185
2									
3 Revenues:									
4 Sales Tax	\$16,697,957	\$15,489,060	\$ 16,832,500	\$ 17,169,150	\$17,169,150	\$17,512,533	\$17,862,784	\$18,220,039	\$18,584,440
5 Interest/Investment Income	(204,973)	400,000	400,000	400,000	400,000	400,000	400,000	400,000	400,000
6 GO Bond Interest Income	27,337	300,000	300,000	300,000	300,000	300,000	300,000	300,000	300,000
7 Donations/Other	1,114,841	1,552,832	1,552,832	-	-	-	-	-	-
8									
9 Subtotal	\$17,635,162	\$17,741,892	\$ 19,085,332	\$ 17,869,150	\$17,869,150	\$18,212,533	\$18,562,784	\$18,920,039	\$19,284,440
10 I/F Transf - CDBG Fund	-	-	-	-	-	-	-	-	-
11 I/F Transf - Special Grants Fund	3,000,000	-	-	-	-	-	-	-	-
12 I/F Transf - General Fund	7,127,000	-	-	-	1,391,635	-	-	-	-
13 I/F Transf - Water Fund	45,000	-	-	-	-	-	-	-	-
14 I/F Transf - Sewer Maint. Fund	45,000	-	-	-	-	-	-	-	-
15 I/F Transf - Sanitation Fund	540,000	-	-	-	-	-	-	-	-
16 I/F Transf - Transit & Parking Fund	534,426	-	-	-	-	-	-	-	-
17 Bond Proceeds	-	-	39,500,000	-	-	26,000,000	-	-	-
18									
19 Total Revenue	\$28,926,588	\$17,741,892	\$ 58,585,332	\$ 17,869,150	\$19,260,785	\$44,212,533	\$18,562,784	\$18,920,039	\$19,284,440
20									
21 Expenditures:									
22 Salary and Benefits	\$ 1,325,656	\$ 1,371,521	\$ 1,371,521	\$ 1,311,545	\$ 1,311,545	\$ 1,377,122	\$ 1,445,978	\$ 1,518,277	\$ 1,594,191
23 Services and Maintenance	2,311	16,699	16,699	16,877	16,877	17,046	17,216	17,388	17,562
24 Capital Outlay (Transfer)	2,743,481	4,096,539	7,709,984	4,635,671	4,635,671	4,728,384	4,822,952	4,919,411	5,017,799
25 Street Maintenance	2,314,970	2,305,377	4,909,889	2,302,877	2,302,877	2,302,877	2,302,877	2,302,877	600,500
26 Capital Projects (See Detail)	13,123,250	7,957,811	32,406,141	5,548,950	6,940,585	5,308,950	4,665,000	4,715,000	4,610,000
27 Maintenance of Facilities	129,524	262,800	448,525	819,086	819,086	275,000	230,000	230,000	240,000
28 Paygo (Bond Projects)	-	-	600,705	-	-	-	-	-	-
29 New Bond Projects - 15 - 2012 Vote	1,855,505	911,405	6,555,493	-	-	-	-	-	-
30 New Bond Projects - 18 - ERP	446,956	148,100	961,552	-	-	-	-	-	-
31 New Bond Projects - 19A - 2016 Vote	4,299,240	-	891,974	-	-	-	-	-	-
32 New Bond Projects - 19B - 2019 Vote	2,474,871	-	14,244,748	-	-	-	-	-	-
33 New Bond Projects - 20A - 2008 Vote	3,617,051	-	6,147,711	-	-	-	-	-	-
34 New Bond Projects - 21 - 2021 Vote	-	5,549,462	6,947,818	5,009,718	5,009,718	-	-	-	-
35 New Bond Projects - 23A - 2019 Vote	-	1,714,733	13,278,642	7,184,742	7,184,742	11,004,451	8,938,255	7,795,522	-
36 New Bond Projects - 23B - 2021 Vote	-	-	-	257,467	257,467	-	-	-	-
37 Bond Issue Cost	-	-	260,000	-	-	-	-	-	-
38 Debt Service- ERP	1,321,242	664,574	664,574	-	-	-	-	-	-
39 Audit Accruals/Adj/Encumbrances	(398,436)	-	-	-	-	-	-	-	-
40									
41 Subtotal	\$33,255,621	\$24,999,021	\$ 97,415,976	\$ 27,086,933	\$28,478,568	\$25,013,830	\$22,422,278	\$21,498,475	\$12,080,052
42 I/F Transf - GF (Storm Water Drainage Labor)	77,174	81,034	81,034	85,085	85,085	89,340	93,807	98,497	103,422
43 I/F Transf - Special Grant Fund	1,170,172	-	2,323,040	-	-	-	-	-	-
44 I/F Transf - PSST Fund	-	-	324,010	-	-	325,735	402,004	40,254	-
45 I/F Transf - CDBG Fund	1,516,500	-	-	-	-	-	-	-	-
46 I/F Transf - Westwood - Golf	149,639	85,507	199,671	75,897	75,897	61,500	61,500	61,500	61,500
47 I/F Transf - Transit & Parking Fund	534,426	-	-	-	-	-	-	-	-
48									
49 Total Expenditures	\$36,703,532	\$25,165,562	\$100,343,731	\$ 27,247,915	\$28,639,550	\$25,490,405	\$22,979,589	\$21,698,726	\$12,244,974
50									
51 Net Difference	\$ (7,776,944)	\$ (7,423,670)	\$ (41,758,399)	\$ (9,378,765)	\$ (9,378,765)	\$18,722,128	\$ (4,416,805)	\$ (2,778,687)	\$ 7,039,466
52									
53 Ending Fund Balance	\$67,372,713	\$49,957,042	\$ 25,614,314	\$ 16,235,549	\$16,235,549	\$34,957,678	\$30,540,872	\$27,762,185	\$34,801,651
54									
55 Reserves:									
56 General Contingency	1,168,857	1,084,234	1,178,275	858,458	858,458	875,627	893,139	911,002	929,222
57 Reserve for Bond Proceeds - 15 - 2012 Vote	973,598	641,427	-	-	-	-	-	-	-
58 Reserve for Bond Proceeds - 18 - ERP	1,056,315	373,374	-	-	-	-	-	-	-
59 Reserve for Bond Proceeds - 19A - 2016 Vote	4,778,329	4,316,272	-	-	-	-	-	-	-
60 Reserve for Bond Proceeds - 19B - 2019 Vote	14,244,748	-	-	-	-	-	-	-	-
61 Reserve for Bond Proceeds - 20A - 2008 Vote	6,147,711	2,159,635	-	-	-	-	-	-	-
62 Reserve for Bond Proceeds - 21 - 2021 Vote	13,653,076	1,373,810	5,009,718	-	-	-	-	-	-
63 Reserve for Bond Proceeds - 23A - 2019 Vote	-	46,868,335	12,461,358	5,276,616	5,276,616	20,272,165	11,333,910	3,538,388	3,538,388
64 Reserve for Bond Proceeds - 23B - 2021 Vote	-	-	13,500,000	13,242,533	13,242,533	13,242,533	13,242,533	13,242,533	13,242,533
65 Reserve for Encumbrances	13,682,824	-	-	-	-	-	-	-	-
66 Available for New Projects	11,667,255	(6,860,045)	(6,535,037)	(3,142,058)	(3,142,058)	567,353	5,071,290	10,070,262	17,091,508
67									
68 Total Reserves	\$67,372,713	\$49,957,042	\$ 25,614,314	\$ 16,235,549	\$16,235,549	\$34,957,678	\$30,540,872	\$27,762,185	\$34,801,651

**NORMAN FORWARD SALES TAX CAPITAL FUND
BUDGET
HIGHLIGHTS**

Background

NORMAN FORWARD is a citizen-initiative to renovate, expand, construct and fund Quality of Life projects, such as multiple recreational facilities, libraries, parks, athletic venues, public art, trails, swim complexes and other quality of life projects throughout Norman.

On October 13, 2015, the voters of Norman voted on and approved a one half of one percent (1/2%) 15-year temporary sales tax increase to fund Norman Forward Quality of Life Projects. The tax was effective January 1, 2016.

A \$43,160,000 revenue note was approved through the Norman Municipal Authority in December 2015 for the financing of these projects, and a second financing, for \$30,950,000 was completed in June, 2017.

Some of the projects include:

- New Central and Eastside Branch Libraries
- James Garner Avenue Extension
- New Indoor Aquatic Facility*
- Westwood (Outdoor) Pool Reconstruction
- Westwood Tennis Center Renovation
- Reaves Park Baseball Complex Renovation
- Griffin Park Land Purchase
- Griffin Park Soccer Complex Reconstruction
- New Football and Softball Complex
- New Indoor Multi-Sport Facility*
- Neighborhood Park/Trail Development
- Community Park Development
- Canadian River Trails Park Development
- Road and Infrastructure Improvements
- Senior Citizens Center
- Young Family Athletic Center

Other authorized NORMAN FORWARD expenditures could include public art, maintenance and support personnel.

*Combined with Young Family Athletic Center

FYE 24 Budget

In FYE 24, \$17,259,100 in revenue is projected. Expenditures of \$15,054,676 are projected with the majority going towards the Young Family Athletic Center, the new Senior Citizens Center, and the Griffin Park remodel. Design and site preparation work on many other Norman Forward projects will also be undertaken in FYE 2024.

Council Amendments to the Proposed Budget

Upon adoption of the FYE 24 Annual Budget, the Council made the following amendments to the proposed budget in the Capital Improvements Fund:

- Allocations to capital projects were increased by \$358,916 to correct total project allocations.

CITY OF NORMAN

**NORMAN FORWARD SALES TAX CAPITAL FUND (51)
STATEMENT OF REVENUES AND EXPENDITURES**

	A	B	C	D	E	F	G	H	I
	FYE 22 ACTUAL	FYE 23 ADOPTED	FYE 23 ESTIMATED	FYE 24 PRELIMINARY	FYE 24 ADOPTED	FYE 25 PROJECTED	FYE 26 PROJECTED	FYE 27 PROJECTED	FYE 28 PROJECTED
1 Beginning Fund Balance	\$65,775,650	\$ 3	\$ 62,575,441	\$ 610,037	\$ 610,037	\$ 2,814,461	\$ 7,336,266	\$ 12,290,678	\$ 16,753,620
2									
3 Revenues:									
4 Sales Tax Revenue	11,927,113	12,426,738	12,426,738	12,675,272	12,675,272	12,928,778	13,187,353	13,451,100	13,720,122
5 Use Tax Revenue	1,773,186	1,817,820	1,817,820	1,890,533	1,890,533	1,966,154	2,044,800	2,126,592	2,211,656
6 Interest Income - Bonds	-	15,000	15,000	15,000	15,000	15,000	15,000	15,000	15,000
7 Interest Income	(274,142)	-	-	-	-	-	-	-	-
8 Donations/Other	2,188,372	2,633,333	2,633,333	2,678,295	2,678,295	400,000	400,000	400,000	400,000
9									
10 Subtotal	\$ 15,614,529	\$ 16,892,891	\$ 16,892,891	\$ 17,259,100	\$ 17,259,100	\$ 15,309,932	\$ 15,647,154	\$ 15,992,693	\$ 16,346,779
11									
12 I/F Transf - General Fund	-	-	1,197,277	-	-	-	-	-	-
13 I/F Transf - UNP TIF Fund	380,559	-	-	-	-	-	-	-	-
14 I/F Transf - Room Tax Fund	3,801,683	-	-	-	-	-	-	-	-
15									
16 Subtotal	\$ 4,182,242	\$ -	\$ 1,197,277	\$ -	\$ -	\$ -	\$ -	\$ -	\$ -
17									
18 Total Revenue	\$ 19,796,771	\$ 16,892,891	\$ 18,090,168	\$ 17,259,100	\$ 17,259,100	\$ 15,309,932	\$ 15,647,154	\$ 15,992,693	\$ 16,346,779
19									
20 Expenditures:									
21 Audit Adjustments/Encumbrances	(420,352)	-	-	-	-	-	-	-	-
22 Services and Maintenance	689,524	-	415,581	-	-	-	-	-	-
23 Capital Projects - Pay Go	3,625,385	3,299,973	37,279,457	4,683,851	4,254,415	650,000	600,000	650,000	700,000
24 Capital Projects - 2017 Bonds	10,007,865	-	5,220,084	-	-	-	-	-	-
25 Capital Projects - 2020 Bonds	-	4,135,074	25,218,868	-	788,352	-	-	-	-
26 Capital Projects - 2021 Room Tax Bds	1,117,819	-	2,683,864	-	-	-	-	-	-
27 Debt Service - 2015 Bonds	3,103,076	4,003,348	4,003,348	5,250,613	5,250,613	5,986,289	6,189,326	6,176,172	6,146,842
28 Debt Service - 2017 Bonds	2,167,300	2,625,300	2,625,300	2,577,300	2,577,300	2,529,300	2,481,300	3,228,500	3,461,300
29 Debt Service - 2020 Bonds	2,321,535	2,210,501	2,210,501	1,770,998	1,770,998	1,194,391	978,061	1,014,321	1,247,145
30 I/F Transf - General Fund-East Library	75,000	75,000	75,000	75,000	75,000	75,000	75,000	75,000	75,000
31 I/F Transf - General Fund-Central Library	118,330	124,246	124,246	130,459	130,459	136,981	143,831	151,022	158,573
32 I/F Transf - General Fund-Ruby Grant Park	156,498	164,323	164,323	172,539	172,539	181,166	190,224	199,736	209,722
33 I/F Transf - Westwood Fund	35,000	35,000	35,000	35,000	35,000	35,000	35,000	35,000	35,000
34									
35 Total Expenditures	\$ 22,996,980	\$ 16,672,765	\$ 80,055,572	\$ 14,695,760	\$ 15,054,676	\$ 10,788,127	\$ 10,692,742	\$ 11,529,751	\$ 12,033,582
36									
37 Net Difference	\$ (3,200,209)	\$ 220,126	\$ (61,965,404)	\$ 2,563,341	\$ 2,204,425	\$ 4,521,805	\$ 4,954,412	\$ 4,462,942	\$ 4,313,196
38									
39 Ending Fund Balance	\$ 62,575,441	\$ 220,129	\$ 610,037	\$ 3,173,377	\$ 2,814,461	\$ 7,336,266	\$ 12,290,678	\$ 16,753,620	\$ 21,066,816
40									
41 Reserves:									
42 General Contingency	834,898	869,872	869,872	887,269	887,269	905,014	923,115	941,577	960,409
43 Reserve for Bond Proceeds - 2017 Bonds	5,220,084	-	-	-	-	-	-	-	-
44 Reserve for Bond Proceeds - 2020 Bonds	21,949,954	(9,446,391)	(3,268,914)	(3,268,914)	(4,057,266)	(4,057,266)	(4,057,266)	(4,057,266)	(4,057,266)
45 Reserve for Bond Proceeds - 2021 Room Tax	2,683,864	-	-	-	-	-	-	-	-
46 Available for Pay-Go Projects	31,886,641	8,796,648	3,009,079	5,555,022	5,984,458	10,488,518	15,424,829	19,869,309	24,163,673
47									
48 Total Reserves	\$ 62,575,441	\$ 220,129	\$ 610,037	\$ 3,173,377	\$ 2,814,461	\$ 7,336,266	\$ 12,290,678	\$ 16,753,620	\$ 21,066,816

**PARK LAND AND DEVELOPMENT FUND
BUDGET
HIGHLIGHTS**

Background

The Park Land and Development Fund is a Special Revenue Fund established for the purpose of accounting for Park Land fees as identified in Ordinance Number O-7576-21 dated January 1976. The Ordinance was amended in September 1994 and provides in Section 19-702, "All persons, firms or corporations subdividing land under provisions of the Code of the City of Norman for residential purposes within the boundaries of said City shall, prior to the recording of their respective final plats, and subject to the other provisions hereinafter following: (1) dedicate land to be used solely and exclusively for public park and recreation purposes or, (2) make an equivalent monetary contribution based upon a value of the land required to be dedicated, in lieu of the actual transfer of land or, (3) dedicate land to a mandatory Property Owner Association (P.O.A.) for private recreation purposes."

An additional park development fee approved in September 1994 is being accounted for in the Park Land and Development Fund. This fee is used 50% for development for community parks and 50% for neighborhood parks.

On March 1, 2011, voters approved a Charter Amendment to allow the use of park land fees in the nearest community and/or neighborhood park in the absence of suitable park land sites in the subdivision that generated the fees.

Community parks include Andrews, Reaves, Griffin, Sutton, Saxon, Ruby Grant, and Legacy Park. There are an additional 57 neighborhood parks.

FYE 24 Budget

There are revenues of \$95,000 estimated in FYE 24, which include fees of \$85,000.

There is a fund balance of \$299,558 projected at the end of FYE 24 that may be utilized for the purposes discussed in the Park Land Ordinance.

One park Capital Project is scheduled in FYE 24.

CITY OF NORMAN

**PARK LAND AND DEVELOPMENT FUND (52)
STATEMENT OF REVENUES AND EXPENDITURES**

	A	B	C	D	E	F	G	H	I
	FYE 22 ACTUAL	FYE 23 ADOPTED	FYE 23 ESTIMATED	FYE 24 PRELIMINARY	FYE 24 ADOPTED	FYE 25 PROJECTED	FYE 26 PROJECTED	FYE 27 PROJECTED	FYE 28 PROJECTED
1 Beginning Fund Balance	\$ 1,036,562	\$ 750,378	\$ 792,355	\$ 504,558	\$ 504,558	\$ 299,558	\$ 394,558	\$ 489,558	\$ 584,558
2									
3 Revenues									
4 Interest/Investment Income	\$ (8,871)	\$ 10,000	\$ 10,000	\$ 10,000	\$ 10,000	\$ 10,000	\$ 10,000	\$ 10,000	\$ 10,000
5 Community Park Fees	40,127	50,000	50,000	50,000	50,000	50,000	50,000	50,000	50,000
6 Neighborhood Park Fees	20,550	35,000	35,000	35,000	35,000	35,000	35,000	35,000	35,000
7 In-Lieu of/Other	(75)	-	-	-	-	-	-	-	-
8 IF Transfer - Capital	-	-	-	-	-	-	-	-	-
9									
10 Total Revenue	\$ 51,731	\$ 95,000	\$ 95,000	\$ 95,000	\$ 95,000	\$ 95,000	\$ 95,000	\$ 95,000	\$ 95,000
11									
12 Expenditures									
13 Community Park Projects	\$ 280,407	\$ -	\$ -	\$ -	\$ -	\$ -	\$ -	\$ -	\$ -
14 Neighborhood Park Projects	27,980	310,000	382,797	300,000	300,000	-	-	-	-
15 Parkland acquisition	-	-	-	-	-	-	-	-	-
16 IF Transf - Norman Forward	-	-	-	-	-	-	-	-	-
17 IF Transf - Room Tax	-	-	-	-	-	-	-	-	-
18 IF Transf - Capital	-	-	-	-	-	-	-	-	-
19 IF Transf - GF	-	-	-	-	-	-	-	-	-
20 Services & maintenance	-	-	-	-	-	-	-	-	-
21 Audit Accruals/Adjustments	(12,449)	-	-	-	-	-	-	-	-
22									
23 Total Expenditures	\$ 295,938	\$ 310,000	\$ 382,797	\$ 300,000	\$ 300,000	\$ -	\$ -	\$ -	\$ -
24									
25 Net Difference	\$ (244,207)	\$ (215,000)	\$ (287,797)	\$ (205,000)	\$ (205,000)	\$ 95,000	\$ 95,000	\$ 95,000	\$ 95,000
26									
27 Ending Fund Balance	\$ 792,355	\$ 535,378	\$ 504,558	\$ 299,558	\$ 299,558	\$ 394,558	\$ 489,558	\$ 584,558	\$ 679,558
28									
29 Reserves									
30 Reserve for Community Parks	\$ 89,190	\$ 429,470	\$ 139,190	\$ 189,190	\$ 189,190	\$ 239,190	\$ 289,190	\$ 339,190	\$ 389,190
31 Reserve for Neighborhood Parks	1,410,330	798,576	1,062,533	797,533	797,533	832,533	867,533	902,533	937,533
32 Reserve for Park Land	(707,165)	(890,668)	(697,165)	(687,165)	(687,165)	(677,165)	(667,165)	(657,165)	(647,165)
33									
34 Total Reserves	\$ 792,355	\$ 535,378	\$ 504,558	\$ 299,558	\$ 299,558	\$ 394,558	\$ 489,558	\$ 584,558	\$ 679,558

**UNIVERSITY NORTH PARK TAX INCREMENT DISTRICT FUND
BUDGET
HIGHLIGHTS**

Background

The University North Park Tax Increment Finance District (UNP TIF) Fund is a Capital Fund established to account for the incremental revenue from sales and property taxes generated from Tax Increment District Two, City of Norman and public improvement project costs within the district.

On May 23, 2006, the City Council adopted Ordinance O-0506-66, establishing the University North Park Tax Increment Finance District (City of Norman TIF #2). TIF #2 is located on a 580-acre tract of land along I-35 in north central Norman. Plans for the TIF include the construction of public infrastructure including road and traffic improvements; a conference center, a new community park ("Legacy Park") and extension of the City's Legacy Trail; construction of an overpass of Interstate 35 at Rock Creek Road; and economic development incentives designed to attract quality jobs and higher-end retail establishments to the UNP Development. The majority of the infrastructure and park projects have been completed.

FYE 24 Budget

The Council approved the formation of the University North Park Business Improvement District (UNP BID) on July 8, 2014 (Resolution 1415-11). The BID collects assessments from property owners in the UNP development, which are matched by City TIF funds, together totaling \$200,000 per year. These allocations are for the purpose of providing for the maintenance of Legacy Park, including park trails and greenways throughout the UNP development. BID proceeds may also be used for landscape and lighting plans, and for the design and/or construction of a decorative entryway into the UNP development. The first entryway sign project was completed in FYE 2018. The FYE 2024 budget includes \$200,000 from BID assessments and \$148,256 in City TIF funds for these maintenance expenses.

Beginning in Fiscal Year 2020, sales taxes earned in the UNP TIF District will no longer be apportioned to the UNP TIF fund. No property tax revenues are projected to be apportioned to the UNP TIF Fund in FYE 2024. Council passed an Ordinance and other actions (Ordinance O-1920-24; accompanied by Contract K-1920-82 and Resolution 1920-63) to amend the UNP TIF Project Plan to enact the end of this sales tax apportionment and deposit the full sales tax collections into the General Fund and Capital Fund.

CITY OF NORMAN

UNIVERSITY NORTH PARK TAX INCREMENT DISTRICT FUND (57)
STATEMENT OF REVENUES AND EXPENDITURES

	A	B	C	D	E	F	G	H	I
	FYE 22 ACTUAL	FYE 23 ADOPTED	FYE 23 ESTIMATED	FYE 24 PRELIMINARY	FYE 24 ADOPTED	FYE 25 PROJECTED	FYE 26 PROJECTED	FYE 27 PROJECTED	FYE 28 PROJECTED
1 Beginning Fund Balance	\$ 10,980,761	\$ 5,776,646	\$ 10,535,206	\$ 5,462,042	\$ 5,462,042	\$ 5,537,786	\$ 5,609,082	\$ 5,675,797	\$ 5,737,793
2									
3 Revenues									
4 Interest Income	\$ 6,369	\$ 24,000	\$ 24,000	\$ 24,000	\$ 24,000	\$ 24,000	\$ 24,000	\$ 24,000	\$ 24,000
5 Misc Income	(21,300)	-	-	-	-	-	-	-	-
6 BID Assessment Receipts	221,901	200,000	200,000	200,000	200,000	200,000	200,000	200,000	200,000
7									
8 Total Revenue	\$ 206,970	\$ 224,000	\$ 224,000	\$ 224,000	\$ 224,000	\$ 224,000	\$ 224,000	\$ 224,000	\$ 224,000
9									
10 Expenditures									
11 Services /Maintenance	\$ 1,500	\$ -	\$ 11,371	\$ -	\$ -	\$ -	\$ -	\$ -	\$ -
12 BID Expenses	127,212	150,882	268,356	148,256	148,256	152,704	157,285	162,004	166,864
13 Capital Projects	143,248	-	5,017,437	-	-	-	-	-	-
14 Audit adjustments	6	-	-	-	-	-	-	-	-
15 IF Transf - Norman Forward Fund	380,559	-	-	-	-	-	-	-	-
16									
17 Total Expenditures	\$ 652,525	\$ 150,882	\$ 5,297,164	\$ 148,256	\$ 148,256	\$ 152,704	\$ 157,285	\$ 162,004	\$ 166,864
18									
19 Net Difference	\$ (445,555)	\$ 73,118	\$ (5,073,164)	\$ 75,744	\$ 75,744	\$ 71,296	\$ 66,715	\$ 61,996	\$ 57,136
20									
21 Ending Fund Balance	\$ 10,535,206	\$ 5,849,764	\$ 5,462,042	\$ 5,537,786	\$ 5,537,786	\$ 5,609,082	\$ 5,675,797	\$ 5,737,793	\$ 5,794,929
22									
23 Reserves									
24 Reserved for BID	\$ 591,105	\$ 489,475	\$ 522,749	\$ 574,493	\$ 574,493	\$ 621,789	\$ 664,504	\$ 702,500	\$ 735,636
25 Available for Debt Repayment	-	-	-	-	-	-	-	-	-
26 Unreserved	9,944,101	5,360,289	4,939,293	4,963,293	4,963,293	4,987,293	5,011,293	5,035,293	5,059,293
27									
28 Total Reserves	\$ 10,535,206	\$ 5,849,764	\$ 5,462,042	\$ 5,537,786	\$ 5,537,786	\$ 5,609,082	\$ 5,675,797	\$ 5,737,793	\$ 5,794,929

**CENTER CITY TIF FUND
BUDGET
HIGHLIGHTS**

Background

The CCFBC was adopted by the City Council on May 23, 2017 to codify the goals and objectives of the Center City Vision. The City Council adopted the Norman Center City Project Plan and Tax Increment Finance District No. 3 on December 19, 2017 (O-1718-27), for the purpose of stimulating the development contemplated by the Center City Form-based Code (CCFBC), and promoting smart development practices in the Center City area. The CCFBC consists of infill and new development with residential, multi-family residential, urban mixed-use, and improved streets, streetscapes, public improvements, connectivity, and pedestrian accessibility in the Center City area.

The project plan authorizes \$44,000,000 in project costs for public infrastructure, and an additional \$3,400,000 in project costs for contingencies and implementation/administration costs. The project plan authorizes 90 percent of the incremental tax revenue generated from increases in property taxes resulting from new private investment in the Increment District to be used to pay authorized project costs.

FYE 24 Budget

The FYE 24 Budget shows a beginning fund balance of \$2,207,281 and projected property tax revenues of \$1,470,414. No expenditures are projected for FYE 24.

CITY OF NORMAN

CENTER CITY TIF FUND (58)
STATEMENT OF REVENUES AND EXPENDITURES

	A	B	C	D	E	F	G	H	I
	FYE 22 ACTUAL	FYE 23 ADOPTED	FYE 23 ESTIMATED	FYE 24 PRELIMINARY	FYE 24 ADOPTED	FYE 25 PROJECTED	FYE 26 PROJECTED	FYE 27 PROJECTED	FYE 28 PROJECTED
1 Beginning Fund Balance	\$442,148	\$644,148	\$891,421	\$2,207,281	\$2,207,281	\$3,679,695	\$5,210,926	\$6,803,327	\$8,459,343
2									
3 Revenues									
4 Property Tax	\$447,049	\$312,000	\$1,413,860	\$1,470,414	\$1,470,414	\$1,529,231	\$1,590,400	\$1,654,016	\$1,720,177
6 Interest Income	(4,985)	2,000	2,000	2,000	2,000	2,000	2,000	2,000	2,000
12									
13 Subtotal	\$442,064	\$314,000	\$1,415,860	\$1,472,414	\$1,472,414	\$1,531,231	\$1,592,400	\$1,656,016	\$1,722,177
14									
15 I/F Transf - General Fund	\$ -	\$ -	\$ -	\$ -	\$ -	\$ -	\$ -	\$ -	\$ -
17									
18 Total Revenue	\$442,064	\$314,000	\$1,415,860	\$1,472,414	\$1,472,414	\$1,531,231	\$1,592,400	\$1,656,016	\$1,722,177
19									
20 Expenditures									
21 Capital Projects	\$ -	\$ -	\$100,000	\$ -	\$ -	\$ -	\$ -	\$ -	\$ -
22 Audit adjustments	(7,209)	-	-	-	-	-	-	-	-
23 I/F Transf - General Fund	-	-	-	-	-	-	-	-	-
24									
25 Total Expenditures	\$ (7,209)	\$ -	\$100,000	\$ -	\$ -	\$ -	\$ -	\$ -	\$ -
26									
27 Net Difference	\$449,273	\$314,000	\$1,315,860	\$1,472,414	\$1,472,414	\$1,531,231	\$1,592,400	\$1,656,016	\$1,722,177
28									
29 Ending Fund Balance	\$891,421	\$958,148	\$2,207,281	\$3,679,695	\$3,679,695	\$5,210,926	\$6,803,327	\$8,459,343	\$10,181,520
30	=====	=====	=====	=====	=====	=====	=====	=====	=====
31 Reserves									
32	\$ -	\$ -	\$ -	\$ -	\$ -	\$ -	\$ -	\$ -	\$ -
33 Unreserved	891,421	958,148	2,207,281	3,679,695	3,679,695	5,210,926	6,803,327	8,459,343	10,181,520
34									
35 Total Reserves	\$891,421	\$958,148	\$2,207,281	\$3,679,695	\$3,679,695	\$5,210,926	\$6,803,327	\$8,459,343	\$10,181,520
	=====	=====	=====	=====	=====	=====	=====	=====	=====

CITY OF NORMAN

**GENERAL DEBT SERVICE FUND
BUDGET
HIGHLIGHTS**

Background

Debt financing allows improvements to be made as the need arises rather than delaying the project until sufficient revenue is accumulated. By using debt financing, the cost of capital improvements can be more equitably distributed to the users of the facility over its expected useful life.

The goal of the City of Norman’s debt policy is to maintain the ability to provide essential City services in a cost-effective manner. This goal is balanced with maintaining the ability to borrow at the lowest possible rates. For a project to be soundly financed through the issuance of long-term debt, the City uses the following guidelines:

- Revenue sources that will be used to pay off the debt are conservatively projected
- The financing of the improvement will not exceed its useful life
- The benefits of the improvement must out-weigh its cost, including the interest cost of financing
- Through the application of these policies, the Council rigorously tests the demand for debt financing

Debt financing supports necessary capital projects. These capital projects are integrated into the City’s capital improvement plan, which also includes significant pay-as-you-go projects. All capital projects are linked to the services that the City provides to its residents, enterprise customers and visitors.

Outstanding Debt

The following table summarizes the City’s outstanding debt as of the year ended June 30, 2022, including debt to be paid by City-operated enterprises.

General Government Debt	Final Maturity	Outstanding Balance	Interest Rate
Combined Purpose Bonds of 2012D	Dec. 1, 2032	11,610,000	2.5% - 3%
Combined Purpose Bonds of 2015	June 1, 2035	15,415,000	0.5% - 4%
Combined Purpose Bonds of 2016A	July 1, 2027	3,115,000	4.0% -5.0%
Combined Purpose Bonds of 2019B	June 1, 2039	17,900,000	2.0% - 3.0%
Combined Purpose Bonds of 2020A	August 1, 2040	11,250,000	2.0%-2.125%
Combined Purpose Bonds of 2021	June 21, 2026	<u>13,500,000</u>	0.25%-1.5%
 Total		 \$ 72,790,000	

CITY OF NORMAN

Enterprise Fund Debt	Maturity	Balance	Rate
Clean Water OWRB SRF Note	March 15, 2031	2,874,887	2.91%
NUA Clean Water OWRB SRF Note	Sept. 15, 2029	19,551,403	2.25%
NUA Utility Revenue Note, Series 2015	Nov. 1, 2026	6,320,000	2.13%
NMA Sales Tax Revenue Note, Series 2015	Mar. 1, 2027	11,185,000	2.33%
NMA Sales Tax Revenue Note, Series 2015B	Jan. 1, 2029	35,260,000	2.98%
NUA Utility Revenue Note, Series 2016	Sept. 1, 2030	5,925,000	2.23%
NMA Sales Tax Revenue Note, Series 2017	July 1, 2030	26,450,000	3%
NMA Sales Tax Revenue Note, Series 2020	July 1, 2031	20,450,000	2.29%
Drinking Water OWRB SRF Note	Oct. 1, 2039	26,695,711	2.82%
Drinking Water OWRB Note	Oct. 1, 2038	10,865,000	3.2% - 5.2%
NMA Hotel/Motel Revenue Note, Series 2021	Sept. 1, 2031	<u>3,733,000</u>	1.89%
Total		\$169,310,001	
Grand Total			<u>\$242,100,001</u>

Enterprise fund debt is retired with revenues from the enterprise, and the City's ability to service the debt is measured by the amount of revenue from operations available to pay the amounts due. The following table illustrates historical debt coverage ratios for Water/Wastewater Enterprise revenue debt.

**THE CITY OF NORMAN
 PLEDGED REVENUE COVERAGE
 NORMAN UTILITIES AUTHORITY
 LAST TEN FISCAL YEARS
 (DOLLARS IN THOUSANDS)**

FISCAL YEAR	(1) GROSS REVENUE	(2) OPERATING EXPENSES	NET REVENUE AVAILABLE FOR DEBT SERVICE	DEBT SERVICE REQUIREMENT			(3) COVERAGE RATIO
				PRINCIPAL	INTEREST	TOTAL	
2013	31,037	17,001	14,036	3,163	1,430	4,593	3.06
2014	31,562	17,096	14,466	3,150	1,709	4,859	2.98
2015	32,212	14,381	17,831	4,447	2,544	6,991	2.55
2016	37,308	11,657	25,651	6,508	1,287	7,795	3.29
2017	33,834	18,055	15,779	5,943	1,053	6,996	2.26
2018	34,050	17,747	16,303	5,508	1,262	6,770	2.41
2019	35,355	6,402	28,953	5,631	2,156	7,787	3.72
2020	35,946	18,177	17,769	7,296	2,389	9,685	1.83
2021	39,647	21,199	18,448	7,409	2,239	9,648	1.91
2022	37,433	24,521	12,912	7,143	2,366	9,509	1.36

- (1) Total revenues (including interest) exclusive of sewer sales and use taxes and capital improvement charges.
- (2) Total operating expenses exclusive of depreciation, amortization, Sewer Maintenance Fund expenses, and Sewer Sales Tax and Use Tax Fund expenses.

Source: City of Norman, 2022 Comprehensive Annual Financial Report, p. 127

CITY OF NORMAN

General Government debt is retired with revenues from annual property tax levies unless specific revenue from other sources is dedicated, to the extent available, for debt service. The City's ability to repay this debt is judged on the basis of a combination of factors, including legal debt margin, economic characteristics, governmental organizations, and financial performance. The City's debt capacity is established by Section 26 and 27, Article X of the Oklahoma Constitution. Section 26 limits bonds issued for road or bridge improvements to ten percent (10%) of the net assessed valuation (gross valuation minus homestead) of the City. Section 27 authorizes cities and towns to issue bonds for utilities, broadly defined as anything other than roads and bridges, used by the public. Although the amount of bonds issued under this provision is not specifically limited, debt exceeding 30% of the net assessed valuation would generally affect marketability of the bonds.

Legal Debt Margin - June 30, 2022 (in thousands)

Assessed Valuation:		
Net Assessed Value		\$1,187,461
Section 26 limitation:		
10% of net assessed value	\$ 118,746	
Section 27 limitation:		
30% of net assessed value		\$356,238
Debt applicable to limitation:		
Total general bonded debt	\$ 72,790	
Less amount available for payment	<u>(6,550)</u>	
Total debt applicable to limitation	<u>\$ 66,240</u>	
Legal debt margin		\$289,998

Source: City of Norman, 2022 Comprehensive Annual Financial Report, p. 126

FYE 24 Budget

The Norman Utilities Authority Water and Wastewater Division's revenues service the two revenue issues, while the Norman Municipal Authority revenues service the ERP and Public Safety revenue issues. Norman Forward Sales Tax Notes issued by the Norman Municipal Authority are serviced by Norman Forward Sales Tax Revenues.

In April, 2021, a G.O. Bond referendum was approved for continuation of the previous 2016 street maintenance program with additional street locations and the addition of a preventative maintenance program.

CITY OF NORMAN

**GENERAL DEBT SERVICE FUND (60)
STATEMENT OF REVENUES AND EXPENDITURES**

	A	B	C	D	B	E	F	G	H
	FYE 22 ACTUAL	FYE 23 ADOPTED	FYE 23 ESTIMATED	FYE 24 PRELIMINARY	FYE 24 ADOPTED	FYE 25 PROJECTED	FYE 26 PROJECTED	FYE 27 PROJECTED	FYE 28 PROJECTED
1 Beginning Fund Balance	\$ 4,853,045	\$ 6,037,208	\$ 6,633,474	\$ 6,658,474	\$ 6,658,474	\$ 5,341,224	\$ 5,341,224	\$ 5,341,224	\$ 5,341,224
2									
3 Revenues:									
4 Property Tax	\$ 13,440,326	\$ 10,315,634	\$ 10,315,634	\$ 10,174,096	\$ 10,174,096	\$ 16,059,496	\$ 15,310,392	\$ 11,621,013	\$ 10,992,356
5 Interest/Investment Income	(77,207)	25,000	25,000	25,000	25,000	25,000	25,000	25,000	25,000
6 Assessment District-HP	-	-	-	-	-	-	-	-	-
7									
8 Subtotal	\$ 13,363,119	\$ 10,340,634	\$ 10,340,634	\$ 10,199,096	\$ 10,199,096	\$ 16,084,496	\$ 15,335,392	\$ 11,646,013	\$ 11,017,356
9 WF Transf - 92 & 95 Bonds	-	-	-	-	-	-	-	-	-
10 WF Transf - GF	-	-	-	-	-	-	-	-	-
11									
12 Total Revenue	\$ 13,363,119	\$ 10,340,634	\$ 10,340,634	\$ 10,199,096	\$ 10,199,096	\$ 16,084,496	\$ 15,335,392	\$ 11,646,013	\$ 11,017,356
13									
14 Expenditures									
15 Principal Payments	\$ 9,085,000	\$ 8,050,000	\$ 8,050,000	\$ 8,050,000	\$ 8,050,000	\$ 12,785,000	\$ 12,365,000	\$ 8,985,000	\$ 8,620,000
16 Interest Payments	2,136,626	1,760,634	1,760,634	1,619,096	2,961,346	2,794,496	2,465,392	2,156,013	1,892,356
17 Agents Fees	1,750	5,000	5,000	5,000	5,000	5,000	5,000	5,000	5,000
18 Assessment District-HP	-	-	-	-	-	-	-	-	-
19 Audit Accruals/Adjustments	(108,979)	-	-	-	-	-	-	-	-
20									
21 Subtotal	\$ 11,114,397	\$ 9,815,634	\$ 9,815,634	\$ 9,674,096	\$ 11,016,346	\$ 15,584,496	\$ 14,835,392	\$ 11,146,013	\$ 10,517,356
22 WF Transf - Insurance	468,293	500,000	500,000	500,000	500,000	500,000	500,000	500,000	500,000
23 WF Transf - UNP TIF	-	-	-	-	-	-	-	-	-
24									
25 Total Expenditures	\$ 11,582,690	\$ 10,315,634	\$ 10,315,634	\$ 10,174,096	\$ 11,516,346	\$ 16,084,496	\$ 15,335,392	\$ 11,646,013	\$ 11,017,356
26									
27 Net Difference	\$ 1,780,429	\$ 25,000	\$ 25,000	\$ 25,000	\$ (1,317,250)	\$ -	\$ -	\$ -	\$ -
28									
29 Ending Fund Balance	\$ 6,633,474	\$ 6,062,208	\$ 6,658,474	\$ 6,683,474	\$ 5,341,224	\$ 5,341,224	\$ 5,341,224	\$ 5,341,224	\$ 5,341,224

**RETIREMENT SYSTEMS
BUDGET
HIGHLIGHTS**

The City of Norman contributes to three separate retirement systems on behalf of City employees.

- Norman Employees Retirement System;
- Oklahoma Firefighters Pension and Retirement System;
- Oklahoma Police Pension and Retirement System.

Each of these retirement systems is administered by entities other than the City of Norman and as a result the City does not exercise budgetary control. Therefore, they are not included in the FYE 24 Budget as separate funds of the City. It should be noted that the costs of contributions to the systems appear as a part of salaries and benefit category of expenditure in every operating fund of the City.

Employee Retirement System

The Employee Retirement System (the "Plan") of the City of Norman is a single-employer public retirement system, which was established on November 1, 1967, by a City ordinance and amended on January 29, 1985 and July 1, 1991. The Plan was a defined benefit pension plan to which the City and employees contributed. The July 1, 1991, amendment converted that portion of the Plan which relates to non-retired participants to a money purchase defined contribution plan under section 414 (h) of the Internal Revenue Code (the "New Plan"). For active employees as of July 1, 1991, an amount equal to the greater of the participants' vested benefits under the Plan or their account balance in the Plan was transferred to a participant account in the New Plan.

A Board of Trustees, composed of six members, meeting at least quarterly, manages the New Plan. Members by position include the City Manager or a designee, Finance Director, and Human Resources Director. The City Council elects one additional member, and the American Federation of State, County, and Municipal Employees (AFSCME) union membership elects the final two members. All active employees who participate in the New Plan contribute 6.5 percent of their base pay and the City contributes 8.5 percent of member's payroll to the New Plan.

The Plan will remain in existence to pay benefits to those retired employees receiving benefits at July 1, 1991. As of April 5, 2023, the Plan included 4 retirees and other beneficiaries.

CITY OF NORMAN

Oklahoma Firefighters Pension and Retirement System

The Oklahoma Firefighters Pension and Retirement System (OFPRS) cover uniformed members of the City's Fire Department, which is a cost sharing multiple-employer public employee retirement system. All full-time firefighters, who are hired before age 45, are eligible to participate in the system. The pension plan provides pension benefits as well as death and disability benefits.

Members of the firefighter's retirement system are required to pay 8% of their base pay to the pension plan. By State Statute, the City contributes 14% of member's payroll to the OFPRS.

Oklahoma Police Pension and Retirement System

The Oklahoma Police Pension and Retirement System (OPPRS) cover uniformed members of the City's Police Department, which is a cost sharing multiple-employer, public-employee retirement system. Police officers employed in participating municipalities are required to participate in the system, provided they meet certain requirements. Police officers are required to pass physical and medical examinations and must be not less than 21 or more than 35 years of age when accepted for initial membership. Members of the police retirement system are required to pay 8% of their base pay to the pension plan. By State Statute, the City contributes 13% of member's payroll to the OPPRS.



GENERAL FUND

CITY OF NORMAN

GENERAL OPERATING FUND

The General Fund is the general operating fund of the City. This Fund is used to account for all financial resources except those required to be accounted for in another fund.

FUND SUMMARY

TOTAL GENERAL FUND (10)

MISSION:

The General Fund is the general operating fund of the City. This Fund is used to account for all financial resources except those required to be accounted for in another fund.

DESCRIPTION:

The General Fund accounts for all current financial resources not required by law or administrative action to be accounted for in another fund.

PERSONNEL:

	FYE 22 ACTUAL	FYE 23 ORIGINAL	FYE 23 REVISED	FYE 24 PROPOSED	FYE 24 ADOPTED
Full-time Positions	610	610	616	624	624
Part-time Positions	<u>20</u>	<u>20</u>	<u>17</u>	<u>19</u>	<u>19</u>
Total Budgeted Positions	630	630	633	643	643

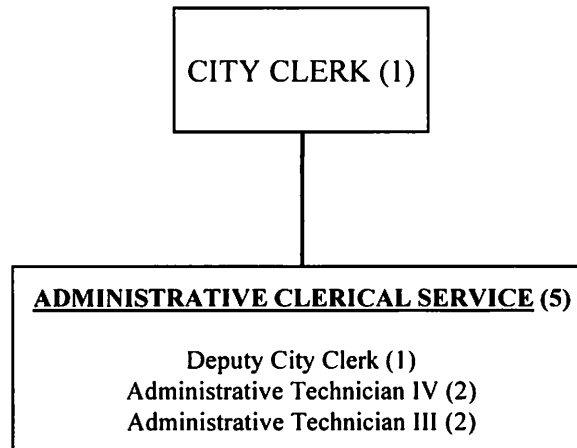
EXPENDITURES:

	FYE 22 ACTUAL	FYE 23 ORIGINAL	FYE 23 REVISED	FYE 24 PROPOSED	FYE 24 ADOPTED
Salaries & Benefits	\$ 60,934,923	\$ 61,787,229	\$ 61,705,916	\$ 69,197,181	\$ 69,197,181
Supplies & Materials	\$ 6,344,018	\$ 7,480,513	\$ 8,212,500	\$ 7,768,361	\$ 7,768,361
Services & Maintenance	\$ 10,205,119	\$ 13,292,062	\$ 15,875,479	\$ 15,477,997	\$ 15,487,042
Internal Services	\$ 3,375,306	\$ 3,862,248	\$ 3,862,248	\$ 5,270,053	\$ 5,270,053
Capital Equipment	<u>\$ 2,743,481</u>	<u>\$ 4,096,539</u>	<u>\$ 7,709,984</u>	<u>\$ 7,797,021</u>	<u>\$ 7,797,021</u>
Subtotal	<u>\$ 83,602,847</u>	<u>\$ 90,518,591</u>	<u>\$ 97,366,127</u>	<u>\$ 105,510,613</u>	<u>\$ 105,519,658</u>
Capital Projects	\$ -	\$ -	\$ -	\$ -	\$ -
Cost Allocations	\$ -	\$ -	\$ -	\$ -	\$ -
Debt Service	\$ -	\$ -	\$ -	\$ -	\$ -
Interfund Transfers	\$ 7,403,134	\$ 872,488	\$ 3,064,350	\$ 796,214	\$ 2,100,721
Audit Adjust/Encumbrances	<u>\$ (1,106,784)</u>	<u>\$ -</u>	<u>\$ -</u>	<u>\$ -</u>	<u>\$ -</u>
Subtotal	<u>\$ 6,296,350</u>	<u>\$ 872,488</u>	<u>\$ 3,064,350</u>	<u>\$ 796,214</u>	<u>\$ 2,100,721</u>
Fund Total	<u>\$ 89,899,197</u>	<u>\$ 91,391,079</u>	<u>\$ 100,430,477</u>	<u>\$ 106,306,827</u>	<u>\$ 107,620,379</u>

* Council amendments to the proposed budget can be found on the Division Summary pages and by fund in the Financial Summaries section of the Budget document.

OFFICE OF THE CITY CLERK

6 EMPLOYEES



DEPARTMENT SUMMARY

TOTAL CITY CLERK

MISSION:

To serve the citizens and employees of Norman effectively and efficiently providing informed and courteous written, verbal, and electronic communication in response to requests for records, licenses, information or assistance.

DESCRIPTION:

- Official custodian of all records belonging to the City
 - maintains books properly indexed and open to the public for inspection
 - maintains separate books for ordinances, resolutions, and actions of the Council
- City Clerk serves as clerk to the Council
 - attends all Council meetings
 - maintains a record of the proceedings
 - signs and attests all ordinances, resolutions, and other acts of the Council
- Processes applications and monitors the City Boards, Commissions, and Committees
- Issues City licenses
- Prepares City Council agendas and minutes
- Operates the City's Action Center
- Provides clerical administrative support for the City Council
- Administers Municipal campaign contribution and expenditure reports to ensure their compliance with City and State law
- Programs special announcements and meeting notices on the City's cable access channel
- Programs various City meetings for rebroadcast on the City's cable access channels

PERSONNEL:

	FYE 22 ACTUAL	FYE 23 ORIGINAL	FYE 23 REVISED	FYE 24 PROPOSED	FYE 24 ADOPTED
Full-time Positions	6	6	6	6	6
Part-time Positions	<u>0</u>	<u>0</u>	<u>0</u>	<u>0</u>	<u>0</u>
Total Budgeted Positions	<u>6</u>	<u>6</u>	<u>6</u>	<u>6</u>	<u>6</u>

EXPENDITURES:

	FYE 22 ACTUAL	FYE 23 ORIGINAL	FYE 23 REVISED	FYE 24 PROPOSED	FYE 24 ADOPTED
Salaries & Benefits	\$ 527,073	\$ 542,407	\$ 542,407	\$ 598,081	\$ 598,081
Supplies & Materials	\$ 5,602	\$ 5,528	\$ 5,528	\$ 4,228	\$ 4,228
Services & Maintenance	\$ 162,284	\$ 159,202	\$ 281,084	\$ 235,912	\$ 235,912
Internal Services	\$ 24,091	\$ 26,230	\$ 26,230	\$ 29,973	\$ 29,973
Capital Equipment	\$ -	\$ 2,000	\$ 2,000	\$ 2,000	\$ 2,000
Subtotal	<u>\$ 719,050</u>	<u>\$ 735,367</u>	<u>\$ 857,249</u>	<u>\$ 870,194</u>	<u>\$ 870,194</u>
Department Total	<u>\$ 719,050</u>	<u>\$ 735,367</u>	<u>\$ 857,249</u>	<u>\$ 870,194</u>	<u>\$ 870,194</u>

DIVISION SUMMARY

10120420 CITY CLERK

MISSION:

To serve the citizens and employees of Norman effectively and efficiently providing informed and courteous written, verbal, and electronic communication in response to requests for records, licenses, information or assistance. Provides a safe, productive, and comfortable environment for the employees and citizens of Norman.

DESCRIPTION:

- Official custodian of all records belonging to the City
 - maintains books properly indexed and open to the public for inspection
 - maintains separate books for ordinances, resolutions, and actions of the Council
- City Clerk serves as clerk to the Council
 - attends all Council meetings
 - maintains a record of the proceedings
 - signs and attests all ordinances, resolutions, and other acts of the Council
- Processes applications and monitors the City Boards, commissions, and Committees
- Issues City licenses
- Prepares City Council agendas and minutes
- Operates the City's Action Center
- Provides clerical administrative support for the Facility Maintenance Division
- Provides clerical administrative support for the City Council
- Administers Municipal campaign revenue and expenditure reports to ensure their compliance with City and State law
- Programs special announcements and meeting notices on the City's cable access channel
- Programs various City meetings for rebroadcast on the City's cable access channel

PERSONNEL:

	FYE 22 ACTUAL	FYE 23 ORIGINAL	FYE 23 REVISED	FYE 24 PROPOSED	FYE 24 ADOPTED
Full-time Positions	6	6	6	6	6
Part-time Positions	0	0	0	0	0
Total Budgeted Positions	6	6	6	6	6

EXPENDITURES:

	FYE 22 ACTUAL	FYE 23 ORIGINAL	FYE 23 REVISED	FYE 24 PROPOSED	FYE 24 ADOPTED
Salaries & Benefits	\$ 527,073	\$ 542,407	\$ 542,407	\$ 598,081	\$ 598,081
Supplies & Materials	\$ 5,602	\$ 5,528	\$ 5,528	\$ 4,228	\$ 4,228
Services & Maintenance	\$ 78,603	\$ 77,087	\$ 99,046	\$ 98,797	\$ 98,797
Internal Services	\$ 24,091	\$ 26,230	\$ 26,230	\$ 29,973	\$ 29,973
Capital Equipment	\$ -	\$ 2,000	\$ 2,000	\$ 2,000	\$ 2,000
Subtotal	<u>\$ 635,369</u>	<u>\$ 653,252</u>	<u>\$ 675,211</u>	<u>\$ 733,079</u>	<u>\$ 733,079</u>
Division Total	<u><u>\$ 635,369</u></u>	<u><u>\$ 653,252</u></u>	<u><u>\$ 675,211</u></u>	<u><u>\$ 733,079</u></u>	<u><u>\$ 733,079</u></u>

DIVISION SERVICE EFFORTS AND ACCOMPLISHMENTS

CITY CLERK

GOALS:

To enhance customer service by:

- Providing error free City Council agendas and minutes in a timely manner
- Increase the number of documents provided electronically
- Program City meetings for rebroadcast, special announcements, and meeting notices on the cable access channels
- Responding to citizens requests through the Action Center

OBJECTIVES:

- Maintain records of the City so they are easily accessible to internal and external customers.
- Maintain records of licenses and permits so businesses are inspected and properly licensed.
- Coordinate and process requests for special events and festivals within the City.
- Prepare City Council minutes and agendas to keep Council and the public informed of the City's business.
- Provide administrative support to the City Council and assist them in resolving problems with constituents.
- Provide efficient and effective assistance to citizens by telephone, written communication, and personal contact.
- Provide responses to citizens through the Action Center with cooperation from all City departments.

PERFORMANCE MEASUREMENTS - RESULTS REPORT:

	FYE 2021 ACTUAL	FYE 22 ACTUAL	FYE 23 PLAN	FYE 24 ESTIMATE	FYE 24 PROJECTED
PERFORMANCE INDICATORS:					
Percentage of requests for files maintained in Central Files processed within 24 hours	95%	95%	99%	85%	95%
Percentage of licenses issued while applicant waits	95%	98%	99%	95%	95%
Percent of agendas provided to City Council five days in advance of the meeting	97%	97%	99%	98%	97%
Percentage of Council items indexed and distributed within 3 days of Council action	90%	88%	95%	85%	80%
Percentage of minutes prepared within 3 days of Council meeting	80%	78%	90%	75%	70%
Percentage of minutes requiring correction	1%	1%	0%	0%	0%
Percent of responses to citizens by the next working day from Action Center personnel	98%	97%	99%	95%	90%

DIVISION SUMMARY

10120195 MUNICIPAL ELECTIONS

MISSION:

Pursuant to Article II, Sections 5 and 6, of the Charter of the City of Norman, funds are budgeted to pay for City Council elections and any special elections that are anticipated. By resolution adopted each year, the City Council shall designate a date in the following year, which is approved under then-current state law, for the holding of Norman's municipal elections and Municipal runoff elections. If allowed by then-current state law, the date for municipal elections shall be in February and the Municipal runoff elections shall be in April.

DESCRIPTION:

The City Clerk's office maintains the Municipal Election funds, which pay for City Council elections and any special elections; makes certain that all required notification is given to the Election Board in a timely manner; and makes certain that all legal notices are served in a timely manner.

PERSONNEL:

	FYE 22 ACTUAL	FYE 23 ORIGINAL	FYE 23 REVISED	FYE 24 PROPOSED	FYE 24 ADOPTED
Full-time Positions	0	0	0	0	0
Part-time Positions	0	0	0	0	0
Total Budgeted Positions	0	0	0	0	0

EXPENDITURES:

	FYE 22 ACTUAL	FYE 23 ORIGINAL	FYE 23 REVISED	FYE 24 PROPOSED	FYE 24 ADOPTED
Salaries & Benefits	\$ -	\$ -	\$ -	\$ -	\$ -
Supplies & Materials	\$ -	\$ -	\$ -	\$ -	\$ -
Services & Maintenance	\$ 83,681	\$ 82,115	\$ 182,038	\$ 137,115	\$ 137,115
Internal Services	\$ -	\$ -	\$ -	\$ -	\$ -
Capital Equipment	\$ -	\$ -	\$ -	\$ -	\$ -
Subtotal	\$ 83,681	\$ 82,115	\$ 182,038	\$ 137,115	\$ 137,115
Capital Projects	\$ -	\$ -	\$ -	\$ -	\$ -
Cost Allocations	\$ -	\$ -	\$ -	\$ -	\$ -
Debt Service	\$ -	\$ -	\$ -	\$ -	\$ -
Interfund Transfers	\$ -	\$ -	\$ -	\$ -	\$ -
Subtotal	\$ -	\$ -	\$ -	\$ -	\$ -
Division Total	\$ 83,681	\$ 82,115	\$ 182,038	\$ 137,115	\$ 137,115

DEPARTMENT SUMMARY

TOTAL CITY COUNCIL

MISSION:

The mission of the City Council of Norman is to promote a community of excellence with effective, efficient, and responsive services which promote the health, safety, and general well-being of the citizens. The City Council encourages group and individual initiatives that create social and physical environments of high quality.

DESCRIPTION:

The City Council is the legislative and governing body of City government. All legislative powers, except the initiative and referendum, are vested in the City Council. The City Council consists of a Mayor elected at large and eight Council members elected by the registered voters of the respective wards of the City. The Mayor shall preside at all meetings of the Council and shall perform in addition to his/her legislative duties such ceremonial duties as are necessary in the conduct of the City's business.

PERSONNEL:

	FYE 22 ACTUAL	FYE 23 ORIGINAL	FYE 23 REVISED	FYE 24 PROPOSED	FYE 24 ADOPTED
Full-time Positions	2	1	1	1	1
Part-time Positions	0	0	0	0	0
Total Budgeted Positions	2	1	1	1	1

EXPENDITURES:

	FYE 22 ACTUAL	FYE 23 ORIGINAL	FYE 23 REVISED	FYE 24 PROPOSED	FYE 24 ADOPTED
Salaries & Benefits	\$ 10,923	\$ 143,475	\$ 143,475	\$ 152,180	\$ 152,180
Supplies & Materials	\$ 13,476	\$ 40,925	\$ 40,925	\$ 43,111	\$ 43,111
Services & Maintenance	\$ 708,745	\$ 1,632,736	\$ 941,174	\$ 1,778,832	\$ 1,787,877
Internal Services	\$ 31,263	\$ 24,539	\$ 24,539	\$ 26,618	\$ 26,618
Capital Equipment	\$ -	\$ -	\$ -	\$ 3,900	\$ 3,900
Subtotal	\$ 764,407	\$ 1,841,675	\$ 1,150,113	\$ 2,004,641	\$ 2,013,686
Capital Projects	\$ -	\$ -	\$ -	\$ -	\$ -
Cost Allocations	\$ -	\$ -	\$ -	\$ -	\$ -
Debt Service	\$ -	\$ -	\$ -	\$ -	\$ -
Interfund Transfers	\$ -	\$ -	\$ -	\$ -	\$ -
Subtotal	\$ -	\$ -	\$ -	\$ -	\$ -
Department Total	\$ 764,407	\$ 1,841,675	\$ 1,150,113	\$ 2,004,641	\$ 2,013,686

DIVISION SUMMARY

10110101 CITY COUNCIL

GOALS:

The mission of the City Council of Norman is to promote a community of excellence with effective, efficient, and responsive services which promote the health, safety, and general well-being of the citizens. The City Council encourages group and individual initiatives that create social and physical environments of high quality.

OBJECTIVES:

The City Council is the legislative and governing body of City government. All legislative powers, except the initiative and referendum, are vested in the City Council. The City Council consists of a Mayor elected at large and eight Council members elected by the registered voters of the respective wards of the City. The Mayor shall preside at all meetings of the Council and shall perform in addition to his/her legislative duties such ceremonial duties as are necessary in the conduct of the City's business.

The FYE 2024 General Fund allocation to the City Council includes funding in the amount of \$642,755 to several outside agencies providing beneficial services to the entire Norman community. These agencies include:

- Norman Economic Development Coalition (NEDC) - \$125,000
- Center for Children and Families, Inc. (CCFI) - \$120,000
- Kiwanis Kruiser - \$14,500
- Performing Arts Studio - \$7,800
- Veterans Day Parade - \$450
- Association of Central Oklahoma Governments (ACOG) – Membership - \$80,005
- Oklahoma Municipal League (OML) – Membership - \$65,000
- Oklahoma Municipal Management Services – Membership - \$5,000
- Social and Voluntary Services Commission - \$225,000

PERSONNEL:

	FYE 22 ACTUAL	FYE 23 ORIGINAL	FYE 23 REVISED	FYE 24 PROPOSED	FYE 24 ADOPTED
Full-time Positions	0	0	0	0	0
Part-time Positions	0	0	0	0	0
Total Budgeted Positions	0	0	0	0	0

EXPENDITURES:

	FYE 22 ACTUAL	FYE 23 ORIGINAL	FYE 23 REVISED	FYE 24 PROPOSED	FYE 24 ADOPTED
Salaries & Benefits	\$ 10,923	\$ 11,628	\$ 11,628	\$ 10,800	\$ 10,800
Supplies & Materials	\$ 8,481	\$ 15,925	\$ 15,925	\$ 18,111	\$ 18,111
Services & Maintenance	\$ 493,685	\$ 1,407,736	\$ 716,174	\$ 1,548,832	\$ 1,557,877 *
Internal Services	\$ 31,263	\$ 24,539	\$ 24,539	\$ 26,593	\$ 26,593
Capital Equipment	\$ -	\$ -	\$ -	\$ -	\$ -
Subtotal	\$ 544,352	\$ 1,459,828	\$ 768,266	\$ 1,604,336	\$ 1,613,381
Division Total	\$ 544,352	\$ 1,459,828	\$ 768,266	\$ 1,604,336	\$ 1,613,381

FYE 24 includes a 1% Emergency Reserve of \$979,692 and FYE 23 included a 1% Emergency Reserve of \$846,481.

* The 1% Emergency Reserve was increased by \$5,045 due to Council-approved amendments to the proposed budget. Services & Maintenance allocations increased by \$4,000 due to a Council-approved amendment for the provision of passenger greeting and other services at the Norman Santa Fe Depot.

DIVISION SUMMARY

10110198 SISTER CITIES PROGRAM

MISSION:

To establish, maintain and coordinate international relationships of economic, cultural and educational activities.

DESCRIPTION:

The Sister Cities Program is composed of citizen volunteers who establish goals and objectives for the program. The program also encourages and facilitates sister city relationships for Norman with cities outside the United States. Norman has four Sister Cities: Clermont-Ferrand, France; Colima, Mexico; Sieka Town, Japan; and Arezzo, Italy.

PERSONNEL:

	FYE 22 ACTUAL	FYE 23 ORIGINAL	FYE 23 REVISED	FYE 24 PROPOSED	FYE 24 ADOPTED
Full-time Positions	0	0	0	0	0
Part-time Positions	0	0	0	0	0
Total Budgeted Positions	0	0	0	0	0

EXPENDITURES:

	FYE 22 ACTUAL	FYE 23 ORIGINAL	FYE 23 REVISED	FYE 24 PROPOSED	FYE 24 ADOPTED
Salaries & Benefits	\$ -	\$ -	\$ -	\$ -	\$ -
Supplies & Materials	\$ 4,995	\$ 25,000	\$ 25,000	\$ 25,000	\$ 25,000
Services & Maintenance	\$ 4,146	\$ -	\$ -	\$ -	\$ -
Internal Services	\$ -	\$ -	\$ -	\$ -	\$ -
Capital Equipment	\$ -	\$ -	\$ -	\$ -	\$ -
Subtotal	\$ 9,141	\$ 25,000	\$ 25,000	\$ 25,000	\$ 25,000
Capital Projects	\$ -	\$ -	\$ -	\$ -	\$ -
Cost Allocations	\$ -	\$ -	\$ -	\$ -	\$ -
Debt Service	\$ -	\$ -	\$ -	\$ -	\$ -
Interfund Transfers	\$ -	\$ -	\$ -	\$ -	\$ -
Subtotal	\$ -	\$ -	\$ -	\$ -	\$ -
Division Total	\$ 9,141	\$ 25,000	\$ 25,000	\$ 25,000	\$ 25,000

DIVISION SUMMARY

10110005 INTERNAL AUDIT

MISSION:

The Internal Audit Division provides objective and independent audit, investigative, analytic and advisory information to the public, City Council, and City Management to improve City operations and public services.

DESCRIPTION:

Based on an annual work plan prepared in consultation with the City Council and City Manager, the Internal Audit staff will conduct studies, investigations, and performance, compliance and management audits of various City functions and programs impacting City operations and public services.

PERSONNEL:

	FYE 22 ACTUAL	FYE 23 ORIGINAL	FYE 23 REVISED	FYE 24 PROPOSED	FYE 24 ADOPTED
Full-time Positions	2	1	1	1	1
Part-time Positions	<u>0</u>	<u>0</u>	<u>0</u>	<u>0</u>	<u>0</u>
Total Budgeted Positions	<u>2</u>	<u>1</u>	<u>1</u>	<u>1</u>	<u>1</u>

EXPENDITURES:

	FYE 22 ACTUAL	FYE 23 ORIGINAL	FYE 23 REVISED	FYE 24 PROPOSED	FYE 24 ADOPTED
Salaries & Benefits	\$ -	\$ 131,847	\$ 131,847	\$ 141,380	\$ 141,380
Supplies & Materials	\$ -	\$ -	\$ -	\$ -	\$ -
Services & Maintenance	\$ -	\$ -	\$ -	\$ 5,000	\$ 5,000
Internal Services	\$ -	\$ -	\$ -	\$ 25	\$ 25
Capital Equipment	\$ -	\$ -	\$ -	\$ 3,900	\$ 3,900
Subtotal	<u>\$ -</u>	<u>\$ 131,847</u>	<u>\$ 131,847</u>	<u>\$ 150,305</u>	<u>\$ 150,305</u>
Capital Projects	\$ -	\$ -	\$ -	\$ -	\$ -
Cost Allocations	\$ -	\$ -	\$ -	\$ -	\$ -
Debt Service	\$ -	\$ -	\$ -	\$ -	\$ -
Interfund Transfers	\$ -	\$ -	\$ -	\$ -	\$ -
Subtotal	<u>\$ -</u>	<u>\$ -</u>	<u>\$ -</u>	<u>\$ -</u>	<u>\$ -</u>
Division Total	<u>\$ -</u>	<u>\$ 131,847</u>	<u>\$ 131,847</u>	<u>\$ 150,305</u>	<u>\$ 150,305</u>

DIVISION SUMMARY

10110187 SOCIAL AND VOLUNTARY SERVICES

MISSION:

The mission of Social and Voluntary Services is to provide quality social and voluntary services to the citizens of Norman. They coordinate services designed to prevent, alleviate, or contribute to the solution of recognized social problems, and to improve the well-being of individuals, groups and the community.

DESCRIPTION:

The Social and Voluntary Services Commission acts in an advisory capacity to the City Council with specific attention to the evaluation and coordination of social and voluntary services in, but not limited to, the following areas: Arts and Humanities, community goals analysis and evaluation, health and mental health, income security, information referral, senior citizens and youth.

PERSONNEL:

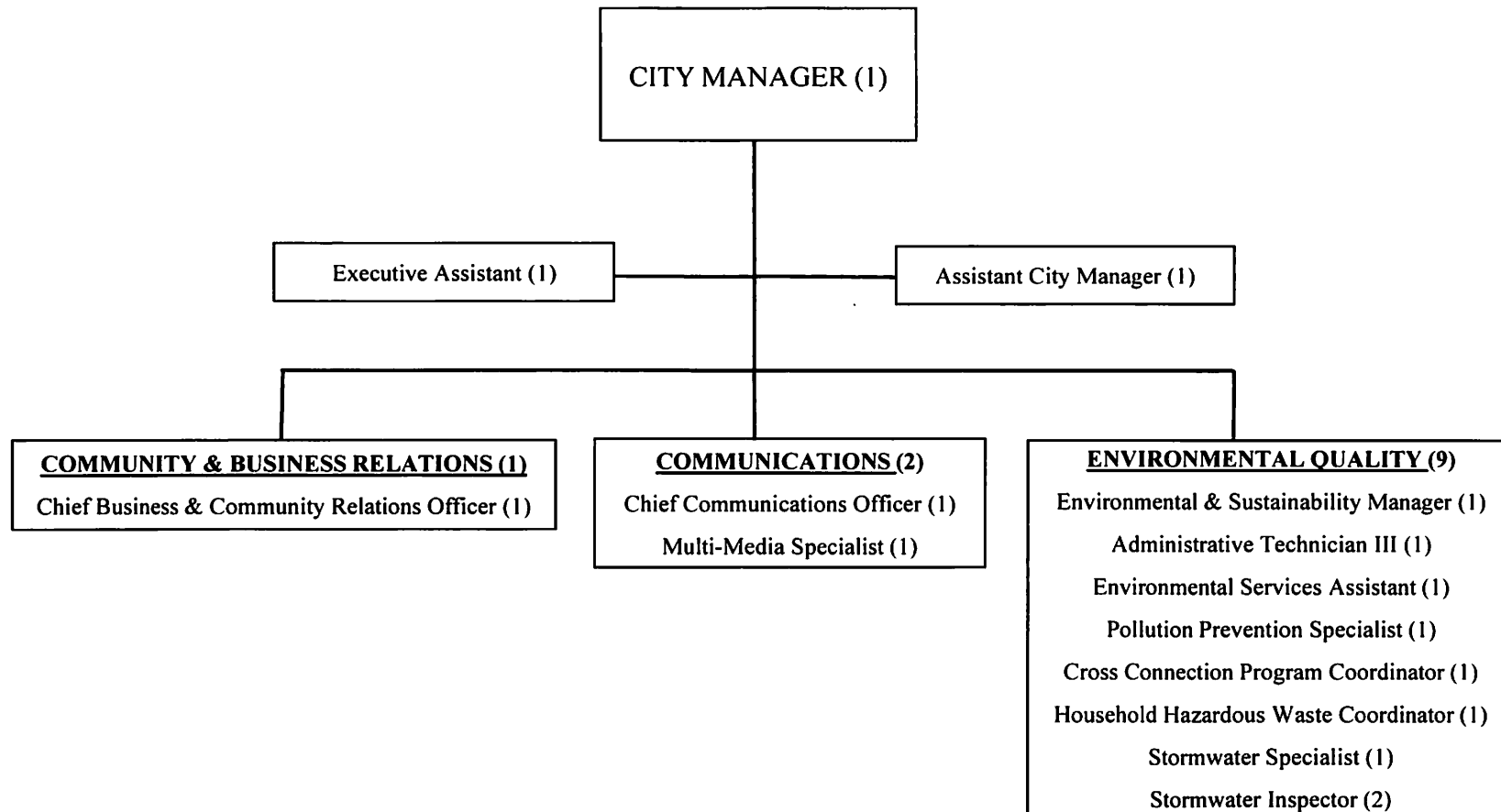
	FYE 22 ACTUAL	FYE 23 ORIGINAL	FYE 23 REVISED	FYE 24 PROPOSED	FYE 24 ADOPTED
Full-time Positions	0	0	0	0	0
Part-time Positions	<u>0</u>	<u>0</u>	<u>0</u>	<u>0</u>	<u>0</u>
Total Budgeted Positions	<u>0</u>	<u>0</u>	<u>0</u>	<u>0</u>	<u>0</u>

EXPENDITURES:

	FYE 22 ACTUAL	FYE 23 ORIGINAL	FYE 23 REVISED	FYE 24 PROPOSED	FYE 24 ADOPTED
Salaries & Benefits	\$ -	\$ -	\$ -	\$ -	\$ -
Supplies & Materials	\$ -	\$ -	\$ -	\$ -	\$ -
Services & Maintenance	\$ 210,914	\$ 225,000	\$ 225,000	\$ 225,000	\$ 225,000
Internal Services	\$ -	\$ -	\$ -	\$ -	\$ -
Capital Equipment	<u>\$ -</u>	<u>\$ -</u>	<u>\$ -</u>	<u>\$ -</u>	<u>\$ -</u>
Subtotal	<u>\$ 210,914</u>	<u>\$ 225,000</u>	<u>\$ 225,000</u>	<u>\$ 225,000</u>	<u>\$ 225,000</u>
Capital Projects	\$ -	\$ -	\$ -	\$ -	\$ -
Cost Allocations	\$ -	\$ -	\$ -	\$ -	\$ -
Debt Service	\$ -	\$ -	\$ -	\$ -	\$ -
Interfund Transfers	<u>\$ -</u>	<u>\$ -</u>	<u>\$ -</u>	<u>\$ -</u>	<u>\$ -</u>
Subtotal	<u>\$ -</u>	<u>\$ -</u>	<u>\$ -</u>	<u>\$ -</u>	<u>\$ -</u>
Division Total	<u>\$ 210,914</u>	<u>\$ 225,000</u>	<u>\$ 225,000</u>	<u>\$ 225,000</u>	<u>\$ 225,000</u>

OFFICE OF THE CITY MANAGER

15 EMPLOYEES



DEPARTMENT SUMMARY

TOTAL CITY MANAGER

MISSION:

The mission of the City Manager's office is to provide professional leadership, guidance and coordination to implement City policies as established by the City Council. The City Manager's office encourages employee development by providing a challenging and rewarding work environment. The City of Norman promotes the general well-being and understanding of the citizens of Norman.

DESCRIPTION:

The City Manager is appointed by and serves at the discretion of the City Council. The City Manager is responsible for the overall management and administration of day-to-day City operations.

PERSONNEL:

	FYE 22 ACTUAL	FYE 23 ORIGINAL	FYE 23 REVISED	FYE 24 PROPOSED	FYE 24 ADOPTED
Full-time Positions	7	7	7	15	15
Part-time Positions	<u>0</u>	<u>0</u>	<u>0</u>	<u>0</u>	<u>0</u>
Total Budgeted Positions	<u>7</u>	<u>7</u>	<u>7</u>	<u>15</u>	<u>15</u>

EXPENDITURES:

	FYE 22 ACTUAL	FYE 23 ORIGINAL	FYE 23 REVISED	FYE 24 PROPOSED	FYE 24 ADOPTED
Salaries & Benefits	\$ 793,919	\$ 827,865	\$ 805,906	\$ 1,564,082	\$ 1,564,082
Supplies & Materials	\$ 26,351	\$ 27,417	\$ 76,926	\$ 165,236	\$ 165,236
Services & Maintenance	\$ 172,345	\$ 215,705	\$ 801,114	\$ 711,765	\$ 711,765
Internal Services	\$ 55,927	\$ 42,142	\$ 42,142	\$ 94,395	\$ 94,395
Capital Equipment	<u>\$ 16,099</u>	<u>\$ 377,485</u>	<u>\$ 669,417</u>	<u>\$ 196,490</u>	<u>\$ 196,490</u>
Subtotal	<u>\$ 1,064,641</u>	<u>\$ 1,490,614</u>	<u>\$ 2,395,505</u>	<u>\$ 2,731,968</u>	<u>\$ 2,731,968</u>
Capital Projects	\$ -	\$ -	\$ -	\$ -	\$ -
Cost Allocations	\$ -	\$ -	\$ -	\$ -	\$ -
Debt Service	\$ -	\$ -	\$ -	\$ -	\$ -
Interfund Transfers	<u>\$ -</u>	<u>\$ -</u>	<u>\$ -</u>	<u>\$ -</u>	<u>\$ -</u>
Subtotal	<u>\$ -</u>	<u>\$ -</u>	<u>\$ -</u>	<u>\$ -</u>	<u>\$ -</u>
Department Total	<u>\$ 1,064,641</u>	<u>\$ 1,490,614</u>	<u>\$ 2,395,505</u>	<u>\$ 2,731,968</u>	<u>\$ 2,731,968</u>

DIVISION SUMMARY

10110110 CITY MANAGER

MISSION:

The mission of the City Manager's office is to provide professional leadership, guidance and coordination to implement City policies as established by the City Council. The City Manager's office encourages employee development by providing a challenging and rewarding work environment. The City of Norman promotes the general well-being and understanding of the citizens of Norman.

DESCRIPTION:

The City Manager is appointed by and serves at the discretion of the City Council. The City Manager is responsible for the overall management and administration of day-to-day City operations.

PERSONNEL:

	FYE 22 ACTUAL	FYE 23 ORIGINAL	FYE 23 REVISED	FYE 24 PROPOSED	FYE 24 ADOPTED
Full-time Positions	2	2	2	3	3
Part-time Positions	0	0	0	0	0
Total Budgeted Positions	2	2	2	3	3

EXPENDITURES:

	FYE 22 ACTUAL	FYE 23 ORIGINAL	FYE 23 REVISED	FYE 24 PROPOSED	FYE 24 ADOPTED
Salaries & Benefits	\$ 369,693	\$ 360,993	\$ 360,993	\$ 374,129	\$ 374,129
Supplies & Materials	\$ 16,105	\$ 6,718	\$ 56,227	\$ 6,718	\$ 6,718
Services & Maintenance	\$ 33,576	\$ 20,528	\$ 630,411	\$ 97,412	\$ 97,412
Internal Services	\$ 55,313	\$ 41,544	\$ 41,544	\$ 59,792	\$ 59,792
Capital Equipment	\$ -	\$ 371,485	\$ 665,417	\$ 180,090	\$ 180,090
Subtotal	<u>\$ 474,687</u>	<u>\$ 801,268</u>	<u>\$ 1,754,592</u>	<u>\$ 718,141</u>	<u>\$ 718,141</u>
Capital Projects	\$ -	\$ -	\$ -	\$ -	\$ -
Cost Allocations	\$ -	\$ -	\$ -	\$ -	\$ -
Debt Service	\$ -	\$ -	\$ -	\$ -	\$ -
Interfund Transfers	\$ -	\$ -	\$ -	\$ -	\$ -
Subtotal	<u>\$ -</u>	<u>\$ -</u>	<u>\$ -</u>	<u>\$ -</u>	<u>\$ -</u>
Division Total	<u><u>\$ 474,687</u></u>	<u><u>\$ 801,268</u></u>	<u><u>\$ 1,754,592</u></u>	<u><u>\$ 718,141</u></u>	<u><u>\$ 718,141</u></u>

DIVISION SERVICE EFFORTS AND ACCOMPLISHMENTS

CITY MANAGER

GOALS:

- Provide professional leadership for the City
 - Execute policies and procedures
 - Develop and recommend alternative solutions to community problems for consideration by the Mayor and City Council
 - Develop new programs and measures to meet emerging and future needs of the City
 - Manage City's operating and capital improvements budgets
 - Promote confidence in city government through citizen involvement and excellent customer service
-

PERFORMANCE MEASUREMENTS-RESULTS REPORT:

- Coordinate NORMAN FORWARD (NF) Quality of Life projects and improvements to community facilities and parks.
- Development of a new stand-alone Senior Center.
- Construction of the new Emergency Communication Center and construction of the new City-wide emergency radio communication system.
- Work with intergovernment stakeholders at the local/state level to prepare proposed rules, options and regulations for water re-use.
- Continue discussions and implementation of Council goals and priorities, to include, but not limited to, homelessness, ambulance insurance, visitability ordinance, charter amendments, evaluations of all city fees, of-street parking requirements, green building, short-term rentals, e-scooters, carpools in residential areas and restructuring boards, commissions and committees.
- Development of renewable/sustainable energy projects working towards Ready For 100.

DIVISION SUMMARY

10110113 COMMUNICATIONS

MISSION:

The mission of the Communications Division of the City Manager's office is to encourage transparency and enhance public trust through consistent, timely communication with City of Norman residents, businesses, and stakeholders.

DESCRIPTION:

The Communications Office establishes and maintains effective communications and community relations through media relations, public information activities, and community outreach.

PERSONNEL:

	FYE 22 ACTUAL	FYE 23 ORIGINAL	FYE 23 REVISED	FYE 24 PROPOSED	FYE 24 ADOPTED
Full-time Positions	2	2	2	2	2
Part-time Positions	0	0	0	0	0
Total Budgeted Positions	<u>2</u>	<u>2</u>	<u>2</u>	<u>2</u>	<u>2</u>

EXPENDITURES:

	FYE 22 ACTUAL	FYE 23 ORIGINAL	FYE 23 REVISED	FYE 24 PROPOSED	FYE 24 ADOPTED
Salaries & Benefits	\$ 169,144	\$ 202,669	\$ 202,669	\$ 227,781	\$ 227,781
Supplies & Materials	\$ 8,282	\$ 9,210	\$ 9,210	\$ 9,210	\$ 9,210
Services & Maintenance	\$ 50,133	\$ 58,323	\$ 58,323	\$ 68,323	\$ 68,323
Internal Services	\$ 221	\$ 216	\$ 216	\$ 973	\$ 973
Capital Equipment	\$ 16,099	\$ 2,000	\$ 2,000	\$ -	\$ -
Subtotal	<u>\$ 243,879</u>	<u>\$ 272,418</u>	<u>\$ 272,418</u>	<u>\$ 306,287</u>	<u>\$ 306,287</u>
Capital Projects	\$ -	\$ -	\$ -	\$ -	\$ -
Cost Allocations	\$ -	\$ -	\$ -	\$ -	\$ -
Debt Service	\$ -	\$ -	\$ -	\$ -	\$ -
Interfund Transfers	\$ -	\$ -	\$ -	\$ -	\$ -
Subtotal	<u>\$ -</u>	<u>\$ -</u>	<u>\$ -</u>	<u>\$ -</u>	<u>\$ -</u>
Division Total	<u><u>\$ 243,879</u></u>	<u><u>\$ 272,418</u></u>	<u><u>\$ 272,418</u></u>	<u><u>\$ 306,287</u></u>	<u><u>\$ 306,287</u></u>

DIVISION SERVICE EFFORTS AND ACCOMPLISHMENTS

COMMUNICATIONS

GOALS:

- To effectively promote City services to Norman residents.
- To educate citizens regarding City news and important community issues.
- To foster citizen engagement with the City of Norman.
- To advise staff and elected officials in areas of communication and media relations.

OBJECTIVES:

- Produce quality media to keep the community informed about City news and programs.
- Establish and build upon positive relationships with the Press.
- Maintain open lines of communication with community partners and agencies.
- Coordinate and participate in public outreach/education events and opportunities.
- Provide effective communications during crisis and emergency situations.

PERFORMANCE MEASUREMENTS - RESULTS REPORT

	FYE 21 ACTUAL	FYE 22 ACTUAL	FYE 23 PLAN	FYE 23 ESTIMATE	FYE 24 PROJECTED
PERFORMANCE INDICATORS:					
Report weekly newsletter distributions	47	49	45	49	49
Report press release/advisory/PSA distribution	112	184	140	170	160
Report visits to the City of Norman website	1,328,837	1,217,725	1,264,950	1,231,000	1,232,000
Report Instagram followers	n/a	2,278	2,200	2,525	2,700
Report Facebook followers	15,495	17,501	20,400	22,270	23,400
Report Twitter followers	6,338	7,202	7,600	7,620	7,710
Report in-house video productions	24	28	30	26	26
Report YouTube subscribers	2,545	2,787	3,300	2,900	3,100
Report live-stream videos	95	95	80	95	95
Report election/ awareness campaigns	2	2	2	1	2

DIVISION SUMMARY

10110111 COMMUNITY & BUSINESS RELATIONS

MISSION:

To create an environment of support and belonging through the advancement of local entrepreneurship and equity, for everyone associated with the City of Norman, with the goal of increasing economic prosperity and quality for all.

DESCRIPTION:

The Community & Business Development division is a part of the City Manager's department. It oversees policy and programs to advance entrepreneurship and local economic development. This division works with internal stakeholders, workforce, as well as serves as a liason to external outreach.

PERSONNEL:

	FYE 22 ACTUAL	FYE 23 ORIGINAL	FYE 23 REVISED	FYE 24 PROPOSED	FYE 24 ADOPTED
Full-time Positions	2	2	2	1	1
Part-time Positions	0	0	0	0	0
Total Budgeted Positions	<u>2</u>	<u>2</u>	<u>2</u>	<u>1</u>	<u>1</u>

EXPENDITURES:

	FYE 22 ACTUAL	FYE 23 ORIGINAL	FYE 23 REVISED	FYE 24 PROPOSED	FYE 24 ADOPTED
Salaries & Benefits	\$ 255,082	\$ 264,203	\$ 242,244	\$ 139,236	\$ 139,236
Supplies & Materials	\$ 1,964	\$ 11,489	\$ 11,489	\$ 800	\$ 800
Services & Maintenance	\$ 88,636	\$ 131,854	\$ 107,380	\$ 65,478	\$ 65,478
Internal Services	\$ 393	\$ 382	\$ 382	\$ 489	\$ 489
Capital Equipment	\$ -	\$ 4,000	\$ 2,000	\$ -	\$ -
Subtotal	<u>\$ 346,075</u>	<u>\$ 411,928</u>	<u>\$ 363,495</u>	<u>\$ 206,003</u>	<u>\$ 206,003</u>
Capital Projects	\$ -	\$ -	\$ -	\$ -	\$ -
Cost Allocations	\$ -	\$ -	\$ -	\$ -	\$ -
Debt Service	\$ -	\$ -	\$ -	\$ -	\$ -
Interfund Transfers	\$ -	\$ -	\$ -	\$ -	\$ -
Subtotal	<u>\$ -</u>	<u>\$ -</u>	<u>\$ -</u>	<u>\$ -</u>	<u>\$ -</u>
Division Total	<u>\$ 346,075</u>	<u>\$ 411,928</u>	<u>\$ 363,495</u>	<u>\$ 206,003</u>	<u>\$ 206,003</u>

DIVISION SERVICE EFFORTS AND ACCOMPLISHMENTS

COMMUNITY & BUSINESS RELATIONS

GOALS:

- Increase retail sales tax revenue and attract new retailers to Norman, without compromising existing retail.
 - Collaborate with community partners to work towards building economic resiliency.
 - Recognize and capitalize on existing consumer opportunities and identify retail gaps.
 - Work to streamline the special events permitting process for local event organizers.
 - Retention and strengthening of existing businesses.
 - Promote retail as an important amenity in the broader context of quality of life and place-making, specifically for mixed use and historic districts.
-

OBJECTIVES:

- Assist with the implementation of a new permitting software for special events process.
 - Continue recruitment of targeted retailers based on updated retail leakage reports and community needs.
 - Represent Norman at industry events, specifically the International Council of Shopping Centers (ICSC), both regionally and nationally.
 - Develop programs aimed at assisting small business in Norman.
 - Provide requested data to potential leads in a timely fashion.
 - Maintain and publish up-to-date information on Norman's retail market, including inventory and classification of retail space, land use inventory, new commercial developments, databases and maps of existing businesses, demographics, etc.
-

PERFORMANCE MEASUREMENTS - RESULTS REPORT

	FYE 21 ACTUAL	FYE 22 ACTUAL	FYE 23 PLAN	FYE 23 ESTIMATE	FYE 24 PROJECTED
PERFORMANCE INDICATORS:					
<u>Website Data</u>					
DestinationNorman.com (launched January 2015) visits	1600	2,400	1,500	1,600	1,600
<u>Community Relations & Outreach*</u>					
Meetings with local business community & community partners	171	133	160	160	160
Local Outreach Events (presentations given & workshops hosted)	4	5	6	6	6
Regional/National Outreach Events	87	54	24	24	24

Notes to Results Report: * events attended both virtually and in-person

DIVISION SUMMARY

10110343 ENVIRONMENTAL SERVICES

MISSION:

- To help protect human health, the environment, and the publicly owned treatment works.
- To help ensure City compliance with its Oklahoma Pollutant Discharge Elimination System (OPDES) and other regulatory permits.
- To advise and assist the City of Norman to develop sustainable measures, practices, buildings, and fleets that are environmentally, economically, and socially responsible.
- To assist citizens, businesses and the City government in preventing pollution.
- To enable smart choices for our community and its residents by promoting through education, outreach and awareness efforts, energy, fuel, and water conservation; investment in renewable energy; reduction of waste; and protection and restoration of the community's resources.
- To provide a safe and reliable place for residents to reuse, recycle and/or dispose of household hazardous materials.
- Act as the Utilities Department representative on environmental issues.

DESCRIPTION:

The Environmental Services Division provides support to various City Departments and Divisions by monitoring and controlling pollutants from businesses that could cause harm to employees, residents, the environment, and City property by helping them maintain compliance with environmental permits and requirements, as well as providing support and advice in the adoption of environmental and conservatorial activities, plans, and programs. This support is accomplished through programs such as the Industrial Pretreatment Program, the Fats, Oil, and Grease Program, the Backflow Prevention Program, the Household Hazardous Waste Facility, and other programs. This Division is the liaison with the Environmental Control Advisory Board which is a board responsible for education. This Division works with Departments and Divisions to plan and implement environmental and sustainability measures to protect and restore the community's environment. In addition, this division is responsible for planning the Earth Day Festival and Earth Month activities, as well as other participatory, educational, outreach and awareness events.

PERSONNEL:

	FYE 22 ACTUAL	FYE 23 ORIGINAL	FYE 23 REVISED	FYE 24 PROPOSED	FYE 24 ADOPTED
Full-time Positions	3	6	6	6	6
Part-time Positions	1	0	0	0	0
Total Budgeted Positions	4	6	6	6	6

EXPENDITURES:

	FYE 22 ACTUAL	FYE 23 ORIGINAL	FYE 23 REVISED	FYE 24 PROPOSED	FYE 24 ADOPTED
Salaries & Benefits	\$ 329,622	\$ 504,886	\$ 510,886	\$ 578,739	\$ 578,739
Supplies & Materials	\$ 11,886	\$ 110,046	\$ 96,546	\$ 89,680	\$ 89,680
Services & Maintenance	\$ 136,190	\$ 403,184	\$ 410,684	\$ 415,888	\$ 415,888
Internal Services	\$ 11,075	\$ 13,000	\$ 13,000	\$ 11,979	\$ 11,979
Capital Equipment	\$ -	\$ 6,000	\$ 6,000	\$ 9,400	\$ 9,400
Subtotal	<u>\$ 488,773</u>	<u>\$ 1,037,116</u>	<u>\$ 1,037,116</u>	<u>\$ 1,105,686</u>	<u>\$ 1,105,686</u>
Division Total	<u><u>\$ 488,773</u></u>	<u><u>\$ 1,037,116</u></u>	<u><u>\$ 1,037,116</u></u>	<u><u>\$ 1,105,686</u></u>	<u><u>\$ 1,105,686</u></u>

DIVISION SERVICE EFFORTS AND ACCOMPLISHMENTS

ENVIRONMENTAL SERVICES

GOALS:

- To be in full compliance with Federal and State Pretreatment Regulations
 - To provide the tools and training to have an educated staff with accurate, reliable information
 - To provide a safe work environment
 - To help protect the infrastructure of the Utilities Department
 - To aid in protecting residents and the environment from pollution
 - To educate businesses and the community on environmental issues, pollution prevention and waste reduction
 - To provide technical support to the Utilities Department and all departments
-
- To recover costs for excessive strength waste and laboratory analysis and strive to reduce costs for other programs

OBJECTIVES:

- To be the city liaison and provide assistance to the Environmental Control Advisory Board with public education and providing guidance to Council.
 - Maintain Green Norman website.
 - Continue coordination of the Earth Day Festival and Earth Month activities.
 - Provide a safe and reliable place for residents to reuse, recycle, or dispose of their household hazardous waste.
 - Clearly communicate requirements for the Fats, Oil, and Grease (FOG) Program, the Dental Amalgam Program, and the Industrial Pretreatment Program to new and existing businesses.
 - Provide technical advice, as related to Industrial Pretreatment, to other division/departments.
 - Develop new programs and measures to meet emerging and future needs of division.
-

PERFORMANCE MEASUREMENTS - RESULTS REPORT:

	FYE 21 ACTUAL	FYE 22 ACTUAL	FYE 23 PLAN	FYE 24 ESTIMATE	FYE 24 PROJECTED
PERFORMANCE INDICATORS:					
Industrial users who have achieved compliance with all of the significant requirements of the industrial pretreatment program	88%	88%	88%	88%	88%
Full compliance with state and federal regulations	100%	100%	100%	100%	100%
Required licensed food establishments participating in Fats, Oil and Grease program	100%	100%	100%	100%	100%
Revenue collected	\$111,260	\$132,775	\$100,000	\$102,000	\$100,000

Notes to Results Report:

DIVISION SUMMARY

10110193 SPECIAL STUDIES / CONTRIBUTIONS

MISSION:

The mission of Special Studies/Contributions is to help the City of Norman move forward in funding special studies that are needed throughout the year.

DESCRIPTION:

Special Studies and Contributions is an account set up to help implement the funding to resolve various issues which arise during the fiscal year and are not anticipated in advance.

PERSONNEL:

	FYE 22 ACTUAL	FYE 23 ORIGINAL	FYE 23 REVISED	FYE 24 PROPOSED	FYE 24 ADOPTED
Full-time Positions	0	0	0	0	0
Part-time Positions	0	0	0	0	0
Total Budgeted Positions	0	0	0	0	0

EXPENDITURES:

	FYE 22 ACTUAL	FYE 23 ORIGINAL	FYE 23 REVISED	FYE 24 PROPOSED	FYE 24 ADOPTED
Salaries & Benefits	\$ -	\$ -	\$ -	\$ -	\$ -
Supplies & Materials	\$ -	\$ -	\$ -	\$ -	\$ -
Services & Maintenance	\$ -	\$ 5,000	\$ 5,000	\$ 5,000	\$ 5,000
Internal Services	\$ -	\$ -	\$ -	\$ -	\$ -
Capital Equipment	\$ -	\$ -	\$ -	\$ -	\$ -
Subtotal	\$ -	\$ 5,000	\$ 5,000	\$ 5,000	\$ 5,000
Capital Projects	\$ -	\$ -	\$ -	\$ -	\$ -
Cost Allocations	\$ -	\$ -	\$ -	\$ -	\$ -
Debt Service	\$ -	\$ -	\$ -	\$ -	\$ -
Interfund Transfers	\$ -	\$ -	\$ -	\$ -	\$ -
Subtotal	\$ -	\$ -	\$ -	\$ -	\$ -
Division Total	\$ -	\$ 5,000	\$ 5,000	\$ 5,000	\$ 5,000

DIVISION SUMMARY

10110225 STORMWATER QUALITY

MISSION:

Stormwater Division is responsible for the protection of the health, safety, and welfare of the people of Norman by the regulation of non-stormwater discharges to the City’s municipal separate storm sewer system (MS4), the administration of the floodplain permitting process, and the management, maintenance, and improvement of the MS4. The Stormwater Division exists to control the direct or indirect introduction of pollutants into the MS4 by stormwater discharges from any source or user, to provide effective stormwater infrastructure maintenance, to administer the floodplain permitting process, to ensure compliance with state stormwater regulations, including the Phase II MS4 general permit and the Lake Thunderbird Total Maximum Daily Load (TMDL), and to provide responsive emergency services to all citizens of Norman and their visitors.

DESCRIPTION:

- Respond to citizen requests, drainage concerns, and the City of Norman Action Center notifications within a twenty-four hour period.
- Administer the floodplain and earth change permitting processes.
- Ensure proper management of compliance with the Phase II MS4 program and Lake Thunderbird TMDL Compliance and Monitoring Plans.
- Control the direct or indirect introduction of pollutants into the MS4 by stormwater discharges from any source or user.
- Control the introduction into the MS4 of any spills or dumped or disposed material other than stormwater.
- Prohibit illicit connections and illegal discharges to the MS4.
- Inspect and monitor the MS4 to ensure compliance with applicable stormwater requirements.
- Inspect and enforce stormwater requirements at construction sites.
- Provide for the management and maintenance of the MS4 for flood control purposes.
- Perform erosion control and debris removal within publicly owned drainage ways.
- Maintain approximately 102 miles of storm sewer lines.
- Maintain bridges and culverts.
- Conduct street sweeping on major arterial and collector streets.
- Provide emergency disaster response related to flooding, winter storms, severe storms, and non-hazardous material chemical spills.
- Coordinate rural drainage improvement projects with Cleveland County.

PERSONNEL:

	FYE 22 ACTUAL	FYE 23 ORIGINAL	FYE 23 REVISED	FYE 24 PROPOSED	FYE 24 ADOPTED
Full-time Positions	5	5	5	3	3
Part-time Positions	0	0	0	0	0
Total Budgeted Positions	5	5	5	3	3

EXPENDITURES:

	FYE 22 ACTUAL	FYE 23 ORIGINAL	FYE 23 REVISED	FYE 24 PROPOSED	FYE 24 ADOPTED
Salaries & Benefits	\$ 286,838	\$ 329,691	\$ 329,691	\$ 244,197	\$ 244,197
Supplies & Materials	\$ 32,146	\$ 75,112	\$ 65,112	\$ 58,828	\$ 58,828
Services & Maintenance	\$ 82,158	\$ 62,664	\$ 72,664	\$ 59,664	\$ 59,664
Internal Services	\$ 13,678	\$ 17,150	\$ 17,150	\$ 21,162	\$ 21,162
Capital Equipment	\$ -	\$ -	\$ -	\$ 7,000	\$ 7,000
Subtotal	<u>\$ 414,820</u>	<u>\$ 484,617</u>	<u>\$ 484,617</u>	<u>\$ 390,851</u>	<u>\$ 390,851</u>
Capital Projects	\$ -	\$ -	\$ -	\$ -	\$ -
Cost Allocation	\$ -	\$ -	\$ -	\$ -	\$ -
Debt Service	\$ -	\$ -	\$ -	\$ -	\$ -
Interfund Transfers	\$ -	\$ -	\$ -	\$ -	\$ -
Subtotal	<u>\$ -</u>	<u>\$ -</u>	<u>\$ -</u>	<u>\$ -</u>	<u>\$ -</u>
Division Total	<u>\$ 414,820</u>	<u>\$ 484,617</u>	<u>\$ 484,617</u>	<u>\$ 390,851</u>	<u>\$ 390,851</u>

DIVISION SERVICE EFFORTS AND ACCOMPLISHMENTS

STORMWATER QUALITY

GOALS:

To manage and perform construction, maintenance, and inspections of the City of Norman's Municipal Separate Storm Sewer System (MS4), bridges, culverts, drainage channels, detention ponds, and surface waters for potential stormwater problems related to drainage and water quality. To manage stormwater pollution issues and flood damage control and respond to emergency situations. To aid in the Norman City Council Strategic Plan, vision, and goals, for a functional, attractive, and clean and green Norman.

OBJECTIVES:

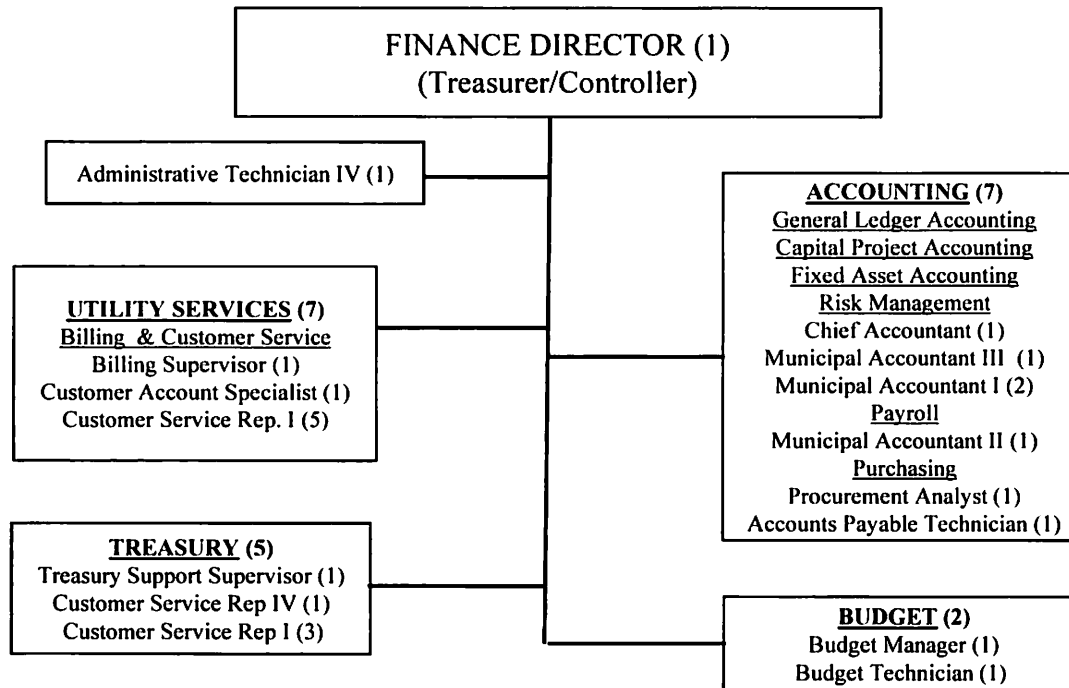
- Investigate drainage problems promptly.
 - Manage and provide response to citizen's maintenance requests and the City of Norman Action Center notifications within a twenty-four hour response time.
 - Permit earth disturbing activities greater than or equal to 1 acre.
 - Permit floodplain activities as appropriate.
 - Provide efficient storm sewer system maintenance.
 - Maintain clean streets and limit the amount of pollutants that enter the storm sewer system by sweeping curb and gutter streets.
 - Ensure compliance with state stormwater regulations, including the Phase II MS4 general permit and the Lake Thunderbird TMDL.
-

PERFORMANCE MEASUREMENTS - RESULTS REPORT:

	FYE 21 ACTUAL	FYE 22 ACTUAL	FYE 23 PLAN	FYE 23 ESTIMATE	FYE 24 PROJECTED
PERFORMANCE INDICATORS:					
Permit all earth disturbing operations over >1 acre in size	100%	100%	95%	100%	100%
Permit all floodplain activities as appropriate	100%	100%	95%	100%	95%
Perform erosion control inspections of permitted sites within 30 days	100%	100%	100%	100%	100%
Respond to stormwater complaints within 24 hours of report	99%	99%	95%	99%	99%
Inspect City facilities identified as potential stormwater pollution sources	50%	50%	50%	50%	100%

FINANCE DEPARTMENT

23 EMPLOYEES



DEPARTMENT SUMMARY

TOTAL FINANCE DEPARTMENT

MISSION:

The mission of the Department of Finance is to plan, receive, monitor, safeguard, invest, account for and expend the financial resources of the City of Norman in the highest legal, ethical and professional standard practical, and to respond to the service needs of our customers in a timely, courteous and accurate manner.

DESCRIPTION:

The Department of Finance (DOF) is the central manager of the City's assets and is responsible for controlling and recording the organization's financial activity. Specifically, the DOF reviews and monitors financial activity against the City's financial plan (budget); initiates and records all investment activity; and prepares financial statements and schedules for audit and public information. The Department also provides purchasing, payroll, printing and mail processing services to user departments; and provides utility services connections, disconnections, billing, and collections to customers in the City of Norman.

PERSONNEL:

	FYE 22 ACTUAL	FYE 23 ORIGINAL	FYE 23 REVISED	FYE 24 PROPOSED	FYE 24 ADOPTED
Full-time Positions	35	23	23	23	23
Part-time Positions	0	0	0	0	0
Total Budgeted Positions	<u>35</u>	<u>23</u>	<u>23</u>	<u>23</u>	<u>23</u>

EXPENDITURES:

	FYE 22 ACTUAL	FYE 23 ORIGINAL	FYE 23 REVISED	FYE 24 PROPOSED	FYE 24 ADOPTED
Salaries & Benefits	\$ 2,342,350	\$ 1,928,982	\$ 1,928,982	\$ 2,087,071	\$ 2,087,071
Supplies & Materials	\$ 33,844	\$ 25,910	\$ 28,085	\$ 25,910	\$ 25,910
Services & Maintenance	\$ 814,744	\$ 979,265	\$ 977,090	\$ 1,139,335	\$ 1,139,335
Internal Services	\$ 265,248	\$ 304,964	\$ 304,964	\$ 382,674	\$ 382,674
Capital Equipment	\$ 18,031	\$ 20,000	\$ 27,010	\$ 4,000	\$ 4,000
Subtotal	<u>\$ 3,474,217</u>	<u>\$ 3,259,121</u>	<u>\$ 3,266,131</u>	<u>\$ 3,638,990</u>	<u>\$ 3,638,990</u>
Capital Projects	\$ -	\$ -	\$ -	\$ -	\$ -
Cost Allocations	\$ -	\$ -	\$ -	\$ -	\$ -
Debt Service	\$ -	\$ -	\$ -	\$ -	\$ -
Interfund Transfers	\$ -	\$ -	\$ -	\$ -	\$ -
Audit Adjust/Encumbrances	\$ (183,172)	\$ -	\$ -	\$ -	\$ -
Subtotal	<u>\$ (183,172)</u>	<u>\$ -</u>	<u>\$ -</u>	<u>\$ -</u>	<u>\$ -</u>
Department Total	<u>\$ 3,291,045</u>	<u>\$ 3,259,121</u>	<u>\$ 3,266,131</u>	<u>\$ 3,638,990</u>	<u>\$ 3,638,990</u>

DIVISION SUMMARY

10330320 ACCOUNTING

MISSION:

The mission of the Accounting Division is to provide, monitor and operate an accounting system which records all the financial transactions of the City on an accurate and timely basis for reporting and dissemination in appropriate format to user departments, management, oversight agencies, and citizens.

DESCRIPTION:

The Accounting Division maintains and operates the financial and budgetary accounting system, which captures and records all financial transactions of the City. In addition to the general ledger system, the Division maintains, processes, monitors and reconciles various sub-systems which capture detailed transactions in the areas of payroll administration and reporting, procurement of goods and services, accounts payable, accounts receivable, Risk Management, and fixed assets. The Division is responsible for special, monthly, and annual financial reporting in various formats, including the Comprehensive Annual Financial Report.

PERSONNEL:

	FYE 22 ACTUAL	FYE 23 ORIGINAL	FYE 23 REVISED	FYE 24 PROPOSED	FYE 24 ADOPTED
Full-time Positions	7	7	7	7	7
Part-time Positions	<u>0</u>	<u>0</u>	<u>0</u>	<u>0</u>	<u>0</u>
Total Budgeted Positions	<u>7</u>	<u>7</u>	<u>7</u>	<u>7</u>	<u>7</u>

EXPENDITURES:

	FYE 22 ACTUAL	FYE 23 ORIGINAL	FYE 23 REVISED	FYE 24 PROPOSED	FYE 24 ADOPTED
Salaries & Benefits	\$ 628,732	\$ 667,313	\$ 667,313	\$ 722,536	\$ 722,536
Supplies & Materials	\$ 10,152	\$ 4,397	\$ 4,397	\$ 4,397	\$ 4,397
Services & Maintenance	\$ 198,738	\$ 217,536	\$ 217,536	\$ 237,536	\$ 237,536
Internal Services	\$ 15,778	\$ 17,913	\$ 17,913	\$ 23,740	\$ 23,740
Capital Equipment	\$ 5,420	\$ 2,000	\$ 6,460	\$ -	\$ -
Subtotal	<u>\$ 858,820</u>	<u>\$ 909,159</u>	<u>\$ 913,619</u>	<u>\$ 988,209</u>	<u>\$ 988,209</u>
Capital Projects	\$ -	\$ -	\$ -	\$ -	\$ -
Cost Allocations	\$ -	\$ -	\$ -	\$ -	\$ -
Debt Service	\$ -	\$ -	\$ -	\$ -	\$ -
Interfund Transfers	\$ -	\$ -	\$ -	\$ -	\$ -
Subtotal	<u>\$ -</u>	<u>\$ -</u>	<u>\$ -</u>	<u>\$ -</u>	<u>\$ -</u>
Division Total	<u><u>\$ 858,820</u></u>	<u><u>\$ 909,159</u></u>	<u><u>\$ 913,619</u></u>	<u><u>\$ 988,209</u></u>	<u><u>\$ 988,209</u></u>

DIVISION SERVICE EFFORTS AND ACCOMPLISHMENTS

ACCOUNTING

GOALS:

- To provide accurate financial information in an appropriate and timely manner to all users.
- To capture and record all financial transactions of the City in accordance with generally accepted accounting principles.
- To implement and observe all applicable Government Accounting Standards Board (GASB) pronouncements.
- To observe and meet all schedules and deadlines for financial reporting, tax deposits, payroll, purchasing, Risk Management, and accounts payable.

OBJECTIVES:

- Produce a Comprehensive Annual Financial Report each year, which conforms to the highest standards of financial reporting.
- Financial statements to be prepared in accordance with all GASB requirements.
- Ensure monthly departmental revenue and expenditure activity and reports are produced within 10 working days after the end of each month.
- Ensure receipt and verification of all personnel changes and time data to produce accurate biweekly payroll.
- Ensure distribution and deposit of all payroll withholdings.
- Monitor all requests for bids and requests for proposals to ensure compliance with statutory and policy requirements.
- Process all receiving and invoice documents when received to meet weekly accounts payable schedule.
- Maintain an organized and up-to-date filing system for all required documentation.
- Maintain project accounting system, which includes all capital projects of the City.
- 100% of fixed assets will be tagged and tracked using the fixed asset tracking system. An annual inventory will be performed to verify the status of the fixed assets and infrastructure activity will be tracked accordingly.

PERFORMANCE MEASUREMENTS - RESULTS REPORT

	FYE 21 ACTUAL	FYE 22 ACTUAL	FYE 23 PLAN	FYE 24 ESTIMATE	FYE 24 PROJECTED
PERFORMANCE INDICATORS:					
<u>Accounting and Financial</u>					
Audited CAFR will be published within 180 days from end of fiscal year, 100% of the time	180 days	180 days	180 days	180 days	180 days
Number of years GFOA Certificate of Achievement for Excellence in Financial Reporting received since 1991	28	29	30	30	31
Monthly revenue and expenditure reports produced and disseminated within 10 working days from the end of the month, 95% of the time	3 days	3 days	3 days	3 days	3 days
Readily available fixed assets inventoried, and all fixed assets and infrastructure reconciled annually	100%	100%	100%	100%	100%

PERFORMANCE MEASUREMENTS - RESULTS REPORT (continued)

	FYE 21 ACTUAL	FYE 22 ACTUAL	FYE 23 PLAN	FYE 23 ESTIMATE	FYE 24 PROJECTED
PERFORMANCE INDICATORS:					
Financial statements in the format required by GASB	100%	100%	100%	100%	100%
<u>Payroll:</u>					
Receive hours information from all departments on time, 95% of the time	96%	96%	96%	96%	96%
Checks processed on Wednesday prior to pay day, 100% of the time	100%	100%	100%	100%	100%
Taxes deposited timely, 100% of the time	100%	100%	100%	100%	100%
Increase in number of employees participating in direct deposit	100%	100%	100%	100%	100%
<u>Purchasing:</u>					
All invoices and payment authorizations received by deadline and checks processed as scheduled, 100% of the time	98%	98%	98%	98%	98%
Increase in number of vendors participating in electronic fund transfer payments	69%	69%	69%	69%	69%

DIVISION SUMMARY

10330301 ADMINISTRATION

MISSION:

The mission of the Administration Division is to facilitate the success of the operating divisions of the department through the provision of oversight, staff support and internal and public advocacy. The Division also provides financial advice and support to the City Council, the various departments of the City and to the public.

DESCRIPTION:

The Administration Division consists of the Director and the administrative support staff for the department. In addition to departmental oversight and support functions, the debt administration and investment activities of the City is conducted within the Administration Division.

PERSONNEL:

	FYE 22 ACTUAL	FYE 23 ORIGINAL	FYE 23 REVISED	FYE 24 PROPOSED	FYE 24 ADOPTED
Full-time Positions	2	2	2	2	2
Part-time Positions	0	0	0	0	0
Total Budgeted Positions	<u>2</u>	<u>2</u>	<u>2</u>	<u>2</u>	<u>2</u>

EXPENDITURES:

	FYE 22 ACTUAL	FYE 23 ORIGINAL	FYE 23 REVISED	FYE 24 PROPOSED	FYE 24 ADOPTED
Salaries & Benefits	\$ 261,047	\$ 266,588	\$ 266,588	\$ 278,987	\$ 278,987
Supplies & Materials	\$ 1,179	\$ 680	\$ 1,555	\$ 680	\$ 680
Services & Maintenance	\$ 11,676	\$ 20,910	\$ 20,035	\$ 115,904	\$ 115,904
Internal Services	\$ 99,961	\$ 105,981	\$ 105,981	\$ 109,978	\$ 109,978
Capital Equipment	\$ -	\$ 2,000	\$ 2,000	\$ 2,000	\$ 2,000
Subtotal	<u>\$ 373,863</u>	<u>\$ 396,159</u>	<u>\$ 396,159</u>	<u>\$ 507,549</u>	<u>\$ 507,549</u>
<i>Capital Projects</i>	\$ -	\$ -	\$ -	\$ -	\$ -
Cost Allocations	\$ -	\$ -	\$ -	\$ -	\$ -
Debt Service	\$ -	\$ -	\$ -	\$ -	\$ -
Interfund Transfers	\$ -	\$ -	\$ -	\$ -	\$ -
Subtotal	<u>\$ -</u>	<u>\$ -</u>	<u>\$ -</u>	<u>\$ -</u>	<u>\$ -</u>
Division Total	<u><u>\$ 373,863</u></u>	<u><u>\$ 396,159</u></u>	<u><u>\$ 396,159</u></u>	<u><u>\$ 507,549</u></u>	<u><u>\$ 507,549</u></u>

**DIVISION SERVICE EFFORTS
AND ACCOMPLISHMENTS**
ADMINISTRATION

GOALS:

To facilitate the success of the operating divisions of the Department of Finance in achieving their mission in support of the goals of the City of Norman.

OBJECTIVES:

Monitor the success of the operating divisions in achieving their stated performance measures and to increase returns on City investments within stated Investment Policy guidelines.

PERFORMANCE MEASUREMENTS - RESULTS REPORT:

	FYE 21 ACTUAL	FYE 22 ACTUAL	FYE 23 PLAN	FYE 23 ESTIMATE	FYE 24 PROJECTED
PERFORMANCE INDICATORS:					
Achieve stated department-wide performance indicators	100%	100%	100%	80%	100%
Investment returns to meet or exceed budgeted interest returns	100%	100%	100%	75%	100%

DIVISION SUMMARY

10330130 BUDGET

MISSION:

The Budget Division is committed to enhancing communications, improving budget practices, providing guidance through budget policy, providing financial and operational information and serving the City departments, citizens and outside agencies in a timely and professional manner.

DESCRIPTION:

The Budget Division is responsible for preparing, coordinating, monitoring and administering the annual operating budget, assisting in special project research, preparing fiscal policy reports and conducting financial analyses for the City of Norman.

PERSONNEL:

	FYE 22 ACTUAL	FYE 23 ORIGINAL	FYE 23 REVISED	FYE 24 PROPOSED	FYE 24 ADOPTED
Full-time Positions	2	2	2	2	2
Part-time Positions	0	0	0	0	0
Total Budgeted Positions	<u>2</u>	<u>2</u>	<u>2</u>	<u>2</u>	<u>2</u>

EXPENDITURES:

	FYE 22 ACTUAL	FYE 23 ORIGINAL	FYE 23 REVISED	FYE 24 PROPOSED	FYE 24 ADOPTED
Salaries & Benefits	\$ 189,479	\$ 193,649	\$ 193,649	\$ 223,409	\$ 223,409
Supplies & Materials	\$ 748	\$ 475	\$ 1,775	\$ 475	\$ 475
Services & Maintenance	\$ 6,791	\$ 21,610	\$ 20,310	\$ 21,610	\$ 21,610
Internal Services	\$ 9,185	\$ 11,014	\$ 11,014	\$ 9,938	\$ 9,938
Capital Equipment	\$ 11,733	\$ -	\$ 2,550	\$ -	\$ -
Subtotal	<u>\$ 217,936</u>	<u>\$ 226,748</u>	<u>\$ 229,298</u>	<u>\$ 255,432</u>	<u>\$ 255,432</u>
Capital Projects	\$ -	\$ -	\$ -	\$ -	\$ -
Cost Allocations	\$ -	\$ -	\$ -	\$ -	\$ -
Debt Service	\$ -	\$ -	\$ -	\$ -	\$ -
Interfund Transfers	\$ -	\$ -	\$ -	\$ -	\$ -
Subtotal	<u>\$ -</u>	<u>\$ -</u>	<u>\$ -</u>	<u>\$ -</u>	<u>\$ -</u>
Division Total	<u><u>\$ 217,936</u></u>	<u><u>\$ 226,748</u></u>	<u><u>\$ 229,298</u></u>	<u><u>\$ 255,432</u></u>	<u><u>\$ 255,432</u></u>

DIVISION SERVICE EFFORTS AND ACCOMPLISHMENTS

BUDGET

GOALS:

- Produce a balanced operating budget as required by City Charter, Article III, Section 4 (I) and Article II, Section 17-205 of the Oklahoma Municipal Budget Act.
- Help decision-makers make informed choices about the use of services and capital assets by assisting in research efforts and analysis.
- Stay informed, up-to-date and educated on various technical and policy issues affecting government finance in order to provide professional support and training to others on finance, budget and accounting issues.
- Provide departments with clearly defined financial policies and procedures as they relate to finance and budget transactions to ensure compliance with City Manager, City ordinances and other regulatory governmental agency requirements.
- Monitor operational activities, and proactively strive to improve processes.

OBJECTIVES:

- Ensure the annual operating budget is timely, accurate, and meets the criteria set forth in the Government Finance Officers Association (GFOA) Distinguished Budget Presentation Award Program.
- Assist City departments, Council members and citizens in research efforts and developing approaches to achieve goals by providing accurate information to requestors in a timely manner or directing them to the appropriate resource.
- Increase awareness/knowledge related to various finance and budget issues through workshops and correspondence.
- Monitor daily financial activities for appropriateness/compliance and provide monthly reports to ensure that expenditures are within budgetary guidelines.

PERFORMANCE MEASUREMENTS - RESULTS REPORT:

	FYE 21 ACTUAL	FYE 22 ACTUAL	FYE 23 PLAN	FYE 24 ESTIMATE	FYE 24 PROJECTED
PERFORMANCE INDICATORS:					
Number of years GFOA Distinguished Presentation Award received since 1991	31	32	33	33	34
City Manager's proposed Budget delivered to City Council at least 30 days prior to the end of the current fiscal year	88 days	77 days	77 days	77 days	78 days
Number of Training Workshops conducted/ attended	1/2	1/3	2/2	2/2	2/3
Issue monthly analysis reports within 3 days of receipt of monthly accounting reports, 95% of the time	99%	100%	100%	99%	99%
Actual revenues received vs. budget	+29.30%	-12.35%	n/a	0.52%	n/a
Actual expenditures vs. budget	-39.40%	-45.70%	n/a	-38.00%	n/a

DIVISION SUMMARY

10330125 TREASURY

MISSION:

The primary mission of the Treasury Division is to act as the City's receipting and disbursing agent of public financial assets in order to maximize the utilization and safekeeping of City funds while maintaining a customer oriented and professional attitude.

DESCRIPTION:

Processing and records all City revenues, which include utility deposits and payments, either manually or by importing files from the bank to our new system Advanced Utilities. Processes and generates accounts receivables billing and maintains accounts receivable records for invoice billing and receiving revenues generated by all departments throughout the City. Making bank deposits daily. Maintaining the City's operating fund for all the departments by reimbursement of petty cash tickets, trip requests, writing checks and reconciling the credit statements and activities. Responsibilities include processing and balancing Site Development, Inspection deposits, Oil and Gas Cash Bonds, Bulk Water deposits, and all the liability funds. Processing and reconciling for bank debits and credits. Maintains and processes all returned checks. Processes utility and other types of credit card payments including the Interactive Voice Response (IVR) utility payments made by customers on the phone, and Paymentus (online utility payments made by customers), and maintains all credit card records for Municipal Court, Parks and Recreation, Westwood Golf, Planning/Development Service & the Transfer Station.

PERSONNEL:

	FYE 22 ACTUAL	FYE 23 ORIGINAL	FYE 23 REVISED	FYE 24 PROPOSED	FYE 24 ADOPTED
Full-time Positions	5	5	5	5	5
Part-time Positions	<u>0</u>	<u>0</u>	<u>0</u>	<u>0</u>	<u>0</u>
Total Budgeted Positions	<u>5</u>	<u>5</u>	<u>5</u>	<u>5</u>	<u>5</u>

EXPENDITURES:

	FYE 22 ACTUAL	FYE 23 ORIGINAL	FYE 23 REVISED	FYE 24 PROPOSED	FYE 24 ADOPTED
Salaries & Benefits	\$ 412,466	\$ 401,993	\$ 401,993	\$ 450,315	\$ 450,315
Supplies & Materials	\$ 2,088	\$ 4,675	\$ 4,675	\$ 4,675	\$ 4,675
Services & Maintenance	\$ 339,564	\$ 437,863	\$ 437,863	\$ 455,563	\$ 455,563
Internal Services	\$ 10,630	\$ 13,610	\$ 13,610	\$ 33,953	\$ 33,953
Capital Equipment	\$ -	\$ 10,000	\$ 10,000	\$ -	\$ -
Subtotal	<u>\$ 764,748</u>	<u>\$ 868,141</u>	<u>\$ 868,141</u>	<u>\$ 944,506</u>	<u>\$ 944,506</u>
Capital Projects	\$ -	\$ -	\$ -	\$ -	\$ -
Cost Allocations	\$ -	\$ -	\$ -	\$ -	\$ -
Debt Service	\$ -	\$ -	\$ -	\$ -	\$ -
Interfund Transfers	\$ -	\$ -	\$ -	\$ -	\$ -
Subtotal	<u>\$ -</u>	<u>\$ -</u>	<u>\$ -</u>	<u>\$ -</u>	<u>\$ -</u>
Division Total	<u>\$ 764,748</u>	<u>\$ 868,141</u>	<u>\$ 868,141</u>	<u>\$ 944,506</u>	<u>\$ 944,506</u>

DIVISION SERVICE EFFORTS AND ACCOMPLISHMENTS

TREASURY

GOALS:

- Timely and accurate receiving of customer payments and revenues.
 - Cross training of all clerks in Treasury Division.
 - Provide better means of storing records.
 - Continue to track payment errors.
-

OBJECTIVES:

- Deposit all funds in financial institutions in a timely manner.
 - Improve and increase cross training of employees, and customer service skills.
 - Reduce storage by using spoolview, scanning and reorganizing storage areas.
 - Reduce payment error.
-

PERFORMANCE MEASUREMENTS - RESULTS REPORT:

	FYE 21 ACTUAL	FYE 22 ACTUAL	FYE 23 PLAN	FYE 23 ESTIMATE	FYE 24 PROJECTED
PERFORMANCE INDICATORS:					
Funds deposited in bank within 24 hours of receipt	95%	95%	95%	95%	95%
Number of hours spent in cross training per clerk/per year	20	30	80	20	40
Keep payment errors to 1% a year	1%	1%	1%	1%	1%
Time spent on the reorganization of storage per year	24 hours	18 hours	24 hours	30 hours	15 hours

DIVISION SUMMARY

10330122 UTILITY SERVICES

MISSION:

The mission of the Utility Services division is to provide accurate and efficient billing services for the City of Norman utility customers; to be a customer advocate within City guidelines by providing modern, adaptable, quality focused customer support, responsive to the customer and their needs. The customer service area strives to educate customers regarding operating procedures, and to research and provide accurate and prompt information to requests made by citizens and intra-city departments.

DESCRIPTION:

The Utility Services Division oversees all utility account activity, including initiating and ending utility service, managing delinquencies, investigating unusual water consumption, providing customer service, producing accurate and timely billings of all utilities offered by the City, and researching and responding to various citizen and agency requests for utility related information.

PERSONNEL:

	FYE 22 ACTUAL	FYE 23 ORIGINAL	FYE 23 REVISED	FYE 24 PROPOSED	FYE 24 ADOPTED
Full-time Positions	17	7	7	7	7
Part-time Positions	0	0	0	0	0
Total Budgeted Positions	<u>17</u>	<u>7</u>	<u>7</u>	<u>7</u>	<u>7</u>

EXPENDITURES:

	FYE 22 ACTUAL	FYE 23 ORIGINAL	FYE 23 REVISED	FYE 24 PROPOSED	FYE 24 ADOPTED
Salaries & Benefits	\$ 850,626	\$ 399,439	\$ 399,439	\$ 411,824	\$ 411,824
Supplies & Materials	\$ 19,677	\$ 15,683	\$ 15,683	\$ 15,683	\$ 15,683
Services & Maintenance	\$ 232,562	\$ 264,829	\$ 264,829	\$ 258,669	\$ 258,669
Internal Services	\$ 129,694	\$ 156,446	\$ 156,446	\$ 205,065	\$ 205,065
Capital Equipment	\$ 878	\$ 6,000	\$ 6,000	\$ 2,000	\$ 2,000
Subtotal	<u>\$ 1,233,437</u>	<u>\$ 842,397</u>	<u>\$ 842,397</u>	<u>\$ 893,241</u>	<u>\$ 893,241</u>
Capital Projects	\$ -	\$ -	\$ -	\$ -	\$ -
Cost Allocations	\$ -	\$ -	\$ -	\$ -	\$ -
Debt Service	\$ -	\$ -	\$ -	\$ -	\$ -
Interfund Transfers	\$ -	\$ -	\$ -	\$ -	\$ -
Subtotal	<u>\$ -</u>	<u>\$ -</u>	<u>\$ -</u>	<u>\$ -</u>	<u>\$ -</u>
Division Total	<u>\$ 1,233,437</u>	<u>\$ 842,397</u>	<u>\$ 842,397</u>	<u>\$ 893,241</u>	<u>\$ 893,241</u>

DIVISION SERVICE EFFORTS AND ACCOMPLISHMENTS

UTILITY SERVICES

GOALS:

- Accommodate customers by providing billing options
 - Increase number of delinquent cutoffs
 - Produce billings in accordance to cycle schedule
 - Increase ACH billing participation
 - Increase electronic billing participation
-

OBJECTIVES:

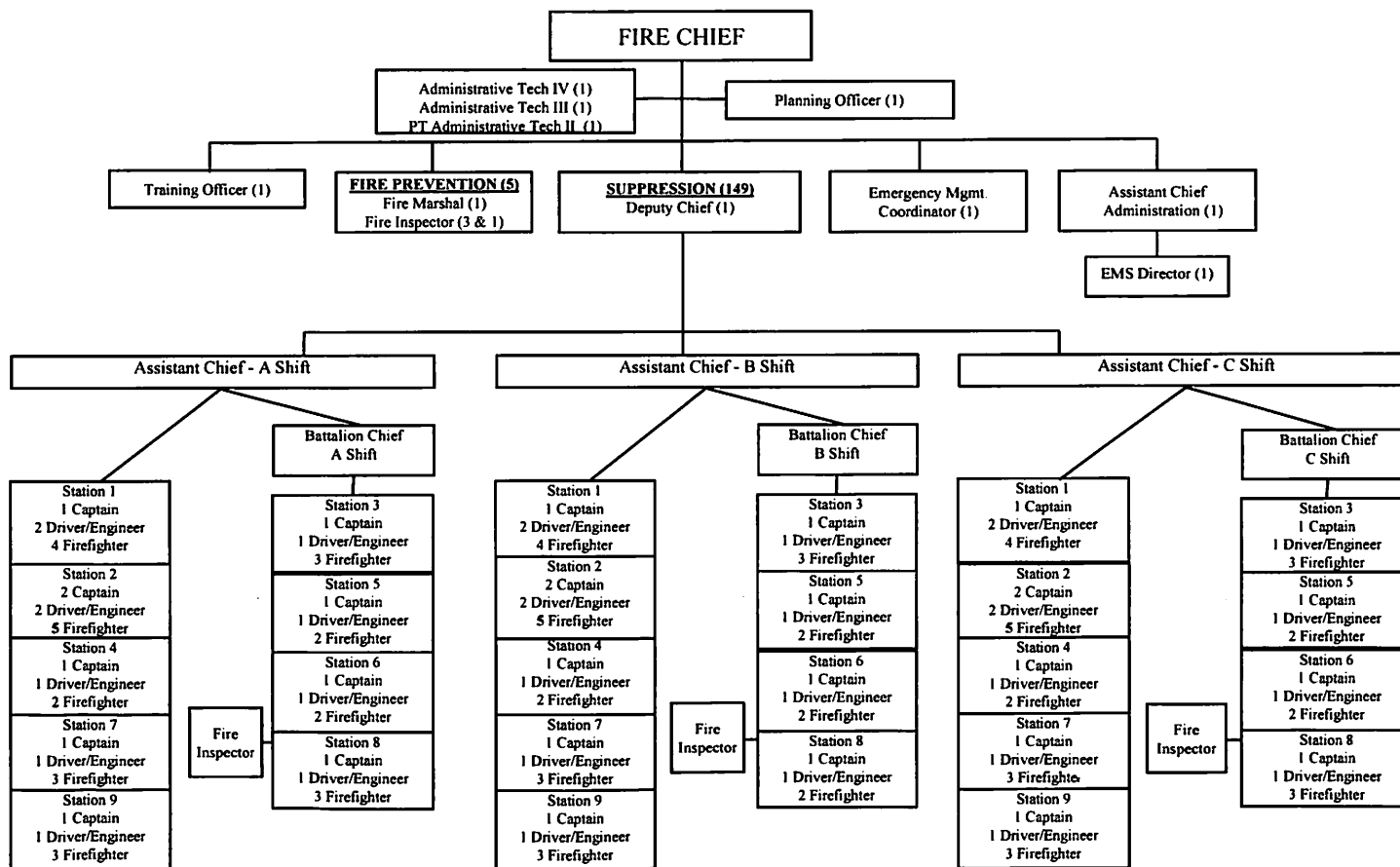
Please review the performance measurements for the objectives as a response to the goals listed above.

PERFORMANCE MEASUREMENTS - RESULTS REPORT:

	FYE 21 ACTUAL	FYE 22 ACTUAL	FYE 23 PLAN	FYE 23 ESTIMATE	FYE 24 PROJECTED
PERFORMANCE INDICATORS:					
<u>Customer Service/Billing:</u>					
Number of billings produced and mailed on time	523,102	529,036	529,500	530,000	530,000
Ratio of ACH billing customers to total	21%	25%	25%	27%	28%
Ratio of Electronic billing customers to total	13%	23%	25%	25%	25%
Percentage of utility accounts reviewed for conversion	100%	n/a	n/a	n/a	n/a
Accounts <90 days turned over to collection agency	100%	100%	100%	100%	100%

FIRE DEPARTMENT

164 EMPLOYEES



DEPARTMENT SUMMARY

TOTAL FIRE DEPARTMENT

MISSION:

The Norman Fire Department is committed to the efficient delivery of quality safety and protective services to the citizens of Norman.

DESCRIPTION:

The Norman Fire Department protects the citizens of Norman from emergencies and disasters through hazard suppression, prevention, mitigation, and educational programs.

*Beginning in FYE 11, personnel employed with the Public Safety Sales Tax Fund and their expenditures are accounted for in Fund 15 – Public Safety Sales Tax Fund.

PERSONNEL:

	FYE 22 ACTUAL	FYE 23 ORIGINAL	FYE 23 REVISED	FYE 24 PROPOSED	FYE 24 ADOPTED
Full-time Positions	133	133	133	133	133
Part-time Positions	<u>1</u>	<u>1</u>	<u>1</u>	<u>1</u>	<u>1</u>
Total Budgeted Positions	<u>134</u>	<u>134</u>	<u>134</u>	<u>134</u>	<u>134</u>

EXPENDITURES:

	FYE 22 ACTUAL	FYE 23 ORIGINAL	FYE 23 REVISED	FYE 24 PROPOSED	FYE 24 ADOPTED
Salaries & Benefits	\$ 16,007,958	\$ 15,484,862	\$ 15,484,862	\$ 17,468,042	\$ 17,468,042
Supplies & Materials	\$ 294,520	\$ 332,162	\$ 323,458	\$ 417,025	\$ 417,025
Services & Maintenance	\$ 434,742	\$ 449,093	\$ 472,793	\$ 528,348	\$ 528,348
Internal Services	\$ 522,369	\$ 593,562	\$ 593,562	\$ 923,599	\$ 923,599
Capital Equipment	<u>\$ 179,563</u>	<u>\$ 17,500</u>	<u>\$ 66,008</u>	<u>\$ 2,064,449</u>	<u>\$ 2,064,449</u>
Subtotal	<u>\$ 17,439,152</u>	<u>\$ 16,877,179</u>	<u>\$ 16,940,683</u>	<u>\$ 21,401,463</u>	<u>\$ 21,401,463</u>
Capital Projects	\$ -	\$ -	\$ -	\$ -	\$ -
Cost Allocations	\$ -	\$ -	\$ -	\$ -	\$ -
Debt Service	\$ -	\$ -	\$ -	\$ -	\$ -
Interfund Transfers	<u>\$ -</u>	<u>\$ -</u>	<u>\$ -</u>	<u>\$ -</u>	<u>\$ -</u>
Subtotal	<u>\$ -</u>	<u>\$ -</u>	<u>\$ -</u>	<u>\$ -</u>	<u>\$ -</u>
Department Total	<u><u>\$ 17,439,152</u></u>	<u><u>\$ 16,877,179</u></u>	<u><u>\$ 16,940,683</u></u>	<u><u>\$ 21,401,463</u></u>	<u><u>\$ 21,401,463</u></u>

DIVISION SUMMARY

10664240 ADMINISTRATION

MISSION:

The Fire Department Administration Division facilitates the effective integration and application of all available resources.

DESCRIPTION:

The Fire Department Administration Division provides for the general supervision of all activities in the Fire Department and is responsible for short and long-range department planning, budget formulation and administration, personnel administration, and the assembling and effective distribution of all Fire Department resources.

PERSONNEL:

	FYE 22 ACTUAL	FYE 23 ORIGINAL	FYE 23 REVISED	FYE 24 PROPOSED	FYE 24 ADOPTED
Full-time Positions	7	7	7	7	7
Part-time Positions	1	1	1	1	1
Total Budgeted Positions	8	8	8	8	8

EXPENDITURES:

	FYE 22 ACTUAL	FYE 23 ORIGINAL	FYE 23 REVISED	FYE 24 PROPOSED	FYE 24 ADOPTED
Salaries & Benefits	\$ 1,012,621	\$ 966,845	\$ 966,845	\$ 1,042,470	\$ 1,042,470
Supplies & Materials	\$ 8,686	\$ 7,431	\$ 7,431	\$ 14,420	\$ 14,420
Services & Maintenance	\$ 128,076	\$ 124,117	\$ 124,117	\$ 132,190	\$ 132,190
Internal Services	\$ 9,133	\$ 13,440	\$ 13,440	\$ 22,537	\$ 22,537
Capital Equipment	\$ -	\$ -	\$ -	\$ 14,000	\$ 14,000
Subtotal	<u>\$ 1,158,516</u>	<u>\$ 1,111,833</u>	<u>\$ 1,111,833</u>	<u>\$ 1,225,617</u>	<u>\$ 1,225,617</u>
Capital Projects	\$ -	\$ -	\$ -	\$ -	\$ -
Cost Allocations	\$ -	\$ -	\$ -	\$ -	\$ -
Debt Service	\$ -	\$ -	\$ -	\$ -	\$ -
Interfund Transfers	\$ -	\$ -	\$ -	\$ -	\$ -
Subtotal	<u>\$ -</u>	<u>\$ -</u>	<u>\$ -</u>	<u>\$ -</u>	<u>\$ -</u>
Division Total	<u><u>\$ 1,158,516</u></u>	<u><u>\$ 1,111,833</u></u>	<u><u>\$ 1,111,833</u></u>	<u><u>\$ 1,225,617</u></u>	<u><u>\$ 1,225,617</u></u>

DIVISION SERVICE EFFORTS AND ACCOMPLISHMENTS

ADMINISTRATION

GOALS:

- To continue to supervise and oversee all Fire Department activities in order to assure effective service to the public.
 - To continue to coordinate and implement departmental planning; budget formulation and administration; personnel administration; and effective distribution and assignment of resources for all Department staff members to provide a healthy and productive work environment.
 - Examine 100% of all plans submitted for; deficiencies of built-in safeguards designed to prevent fire from starting, protect the occupants and limit the spread of fire should it occur.
 - To continue to review and update policy, procedures, rules and regulations for the Fire Department.
-

OBJECTIVES:

- Continue to look at, manage and implement our growth and apparatus plans.
 - Continue to oversee implementation and improvement of CAD/RMS with Prevention for Fire Department use as well as all other divisions.
-

PERFORMANCE MEASUREMENTS - RESULTS REPORT:

	FYE 21 ACTUAL	FYE 22 ACTUAL	FYE 23 PLAN	FYE 23 ESTIMATE	FYE 24 PROJECTED
PERFORMANCE INDICATORS:					
Apparatus replacement overhaul	100%	100%	100%	100%	100%
Future growth and management	100%	100%	100%	100%	100%
CAD/RMS implementation and Improv.	100%	100%	100%	100%	100%

DIVISION SUMMARY

10664144 EMERGENCY MANAGEMENT

MISSION:

To safeguard the community from the effects of disaster through a comprehensive disaster preparedness program.

DESCRIPTION:

The Emergency Management Division provides for warning to the community in case of natural, man-made, or technological disaster, and for coordinating mitigation, preparedness, response, and recovery operations.

PERSONNEL:

	FYE 22 ACTUAL	FYE 23 ORIGINAL	FYE 23 REVISED	FYE 24 PROPOSED	FYE 24 ADOPTED
Full-time Positions	1	1	1	1	1
Part-time Positions	<u>0</u>	<u>0</u>	<u>0</u>	<u>0</u>	<u>0</u>
Total Budgeted Positions	<u>1</u>	<u>1</u>	<u>1</u>	<u>1</u>	<u>1</u>

EXPENDITURES:

	FYE 22 ACTUAL	FYE 23 ORIGINAL	FYE 23 REVISED	FYE 24 PROPOSED	FYE 24 ADOPTED
Salaries & Benefits	\$ 125,196	\$ 125,619	\$ 125,619	\$ 133,953	\$ 133,953
Supplies & Materials	\$ 12,032	\$ 55,222	\$ 27,722	\$ 82,277	\$ 82,277
Services & Maintenance	\$ 39,104	\$ 13,291	\$ 40,791	\$ 43,791	\$ 43,791
Internal Services	\$ 5,789	\$ 6,550	\$ 6,550	\$ 8,734	\$ 8,734
Capital Equipment	\$ -	\$ -	\$ -	\$ -	\$ -
Subtotal	<u>\$ 182,121</u>	<u>\$ 200,682</u>	<u>\$ 200,682</u>	<u>\$ 268,755</u>	<u>\$ 268,755</u>
Capital Projects	\$ -	\$ -	\$ -	\$ -	\$ -
Cost Allocations	\$ -	\$ -	\$ -	\$ -	\$ -
Debt Service	\$ -	\$ -	\$ -	\$ -	\$ -
Interfund Transfers	\$ -	\$ -	\$ -	\$ -	\$ -
Subtotal	<u>\$ -</u>	<u>\$ -</u>	<u>\$ -</u>	<u>\$ -</u>	<u>\$ -</u>
Division Total	<u>\$ 182,121</u>	<u>\$ 200,682</u>	<u>\$ 200,682</u>	<u>\$ 268,755</u>	<u>\$ 268,755</u>

DIVISION SERVICE EFFORTS AND ACCOMPLISHMENTS

EMERGENCY MANAGEMENT

GOALS:

- To maintain the Outdoor Warning System operational at 90% or greater
 - To plan for and coordinate mitigation, preparedness, response, and recovery operations throughout the City
 - To give warning to the community in case of impending natural, man-made, or technological emergency
 - To continue integration of the National Incident Management System (NIMS) into the City Emergency Operations Plan
 - To maintain a Community Emergency Response Volunteer Program
-

OBJECTIVES:

- To increase public awareness of severe weather safety
 - To coordinate staff activities in review and update of the Emergency Operations Plan
 - To coordinate and present applicable NIMS training
 - To provide community outreach concerning severe weather warning and expected actions
-

PERFORMANCE MEASUREMENTS - RESULTS REPORT:

	FYE 21 ACTUAL	FYE 22 ACTUAL	FYE 23 PLAN	FYE 23 ESTIMATE	FYE 24 PROJECTED
PERFORMANCE INDICATORS:					
Review and update Emergency Operations Plan	0	0	1	1	1
Emergency Operations Center equipment tested quarterly	4	4	4	4	4
Audible voice warning system tested	0	1	1	1	1
Audible tone warning system tested	40	49	40	40	40
Training attended	4	3	6	4	4
Public awareness activities	2	5	4	4	4
Staff exercises	0	0	1	1	1

DIVISION SUMMARY

10664142 PREVENTION

MISSION:

Develop and maintain effective partnerships between the Fire Department and all segments of the community for the cause of public safety of the community to decrease the incidence of uncontrolled fire.

DESCRIPTION:

The Fire Prevention Division provides for the public safety and reduces the incidence and effects of fires by developing and enforcing fire safety codes and ordinances; by educating and informing the public in effective safety practices; and by investigating and analyzing fire cause and behavior, determining the nature and scope of the local fire problem.

PERSONNEL:

	FYE 22 ACTUAL	FYE 23 ORIGINAL	FYE 23 REVISED	FYE 24 PROPOSED	FYE 24 ADOPTED
Full-time Positions	5	5	5	5	5
Part-time Positions	0	0	0	0	0
Total Budgeted Positions	<u>5</u>	<u>5</u>	<u>5</u>	<u>5</u>	<u>5</u>

EXPENDITURES:

	FYE 22 ACTUAL	FYE 23 ORIGINAL	FYE 23 REVISED	FYE 24 PROPOSED	FYE 24 ADOPTED
Salaries & Benefits	\$ 638,124	\$ 619,526	\$ 619,526	\$ 645,742	\$ 645,742
Supplies & Materials	\$ 22,358	\$ 26,633	\$ 27,133	\$ 20,052	\$ 20,052
Services & Maintenance	\$ 12,261	\$ 12,065	\$ 12,065	\$ 41,376	\$ 41,376
Internal Services	\$ 20,630	\$ 26,018	\$ 26,018	\$ 68,592	\$ 68,592
Capital Equipment	\$ 8,688	\$ -	\$ -	\$ -	\$ -
Subtotal	<u>\$ 702,061</u>	<u>\$ 684,242</u>	<u>\$ 684,742</u>	<u>\$ 775,762</u>	<u>\$ 775,762</u>
Capital Projects	\$ -	\$ -	\$ -	\$ -	\$ -
Cost Allocations	\$ -	\$ -	\$ -	\$ -	\$ -
Debt Service	\$ -	\$ -	\$ -	\$ -	\$ -
Interfund Transfers	\$ -	\$ -	\$ -	\$ -	\$ -
Subtotal	<u>\$ -</u>	<u>\$ -</u>	<u>\$ -</u>	<u>\$ -</u>	<u>\$ -</u>
Division Total	<u><u>\$ 702,061</u></u>	<u><u>\$ 684,242</u></u>	<u><u>\$ 684,742</u></u>	<u><u>\$ 775,762</u></u>	<u><u>\$ 775,762</u></u>

DIVISION SERVICE EFFORTS AND ACCOMPLISHMENTS

PREVENTION

GOALS:

- Get all inspections and investigations in New World.
 - Provide for the public's safety by creating awareness of fire as a personal, family, business and community concern and by securing the cooperation of individuals and property owners in fire-safe practices for the safety of themselves and others.
 - Maintain Fire Inspector and Fire Protection Engineer skills to current state law and national standards.
 - Provide for the public safety through engineering and plan review to ensure compliance with the fire protection and life safety provisions of the fire prevention code.
 - Determine the nature and scope of the local fire problem by identifying areas that may require corrective educational efforts, inspection emphasis, and legislation or criminal prosecution.
-

OBJECTIVES:

- Conduct 100% of all educational programs requested by the public. Host the annual Fire Prevention Week, Arson Awareness Week, Norman Regional Hospital Kids are Special Program, participate in Safety Town and other activities related to public education.
 - Maintain Fire Inspector and Fire Protection Engineer skills through certifications to current state law and national standards by attending CLEET courses, seminars and the National Fire Academy. Have qualified Fire Inspectors complete the state CLEET requirement. Send rookie Fire Inspectors to Inspection and Investigation schools for certification.
 - Following NOC and IFC codes inspect 100% of all new construction and existing "high hazard" properties, inspect 100% of all existing multi-residential properties. All other properties subject to fire inspections completed biannually.
 - Determine the cause for 90% of all fires that occur. Maintain a 60% clearance rate and 95% conviction rate for fires determined to be arson.
-

PERFORMANCE MEASUREMENTS - RESULTS REPORT:

	FYE 21 ACTUAL	FYE 22 ACTUAL	FYE 23 PLAN	FYE 24 ESTIMATE	FYE 24 PROJECTED
PERFORMANCE INDICATORS:					
Public education conducted	30	57	65	65	70
Personnel fully certified	5	5	6	6	6
Inspections	706	1,400	1,400	1,230	2,000
Plans reviewed	n/a	n/a	n/a	135	150
Juvenile Fire Starter Contacts	n/a	n/a	n/a	5%	15%
Fire Investigations	113	200	200	225	210
Calls	n/a	n/a	n/a	254	275

DIVISION SUMMARY

10664143 SUPPRESSION

MISSION:

Fire Suppression Division forces are in a constant state of readiness to respond effectively to any emergency need.

DESCRIPTION:

The Fire Suppression Division, by maintaining an effective force of personnel and equipment, provides the emergency response to occurrences of fire, explosion, hazardous, toxic, and biological materials releases, and medical emergencies.

PERSONNEL:

	FYE 22 ACTUAL	FYE 23 ORIGINAL	FYE 23 REVISED	FYE 24 PROPOSED	FYE 24 ADOPTED
Full-time Positions	119	119	119	119	119
Part-time Positions	<u>0</u>	<u>0</u>	<u>0</u>	<u>0</u>	<u>0</u>
Total Budgeted Positions	<u>119</u>	<u>119</u>	<u>119</u>	<u>119</u>	<u>119</u>

EXPENDITURES:

	FYE 22 ACTUAL	FYE 23 ORIGINAL	FYE 23 REVISED	FYE 24 PROPOSED	FYE 24 ADOPTED
Salaries & Benefits	\$ 14,017,822	\$ 13,603,608	\$ 13,603,608	\$ 15,445,479	\$ 15,445,479
Supplies & Materials	\$ 243,299	\$ 234,090	\$ 252,386	\$ 271,009	\$ 271,009
Services & Maintenance	\$ 241,912	\$ 284,300	\$ 280,500	\$ 265,681	\$ 265,681
Internal Services	\$ 482,652	\$ 541,359	\$ 541,359	\$ 815,485	\$ 815,485
Capital Equipment	\$ 170,875	\$ 17,500	\$ 66,008	\$ 2,028,449	\$ 2,028,449
Subtotal	<u>\$ 15,156,560</u>	<u>\$ 14,680,857</u>	<u>\$ 14,743,861</u>	<u>\$ 18,826,103</u>	<u>\$ 18,826,103</u>
Capital Projects	\$ -	\$ -	\$ -	\$ -	\$ -
Cost Allocations	\$ -	\$ -	\$ -	\$ -	\$ -
Debt Service	\$ -	\$ -	\$ -	\$ -	\$ -
Interfund Transfers	\$ -	\$ -	\$ -	\$ -	\$ -
Subtotal	<u>\$ -</u>	<u>\$ -</u>	<u>\$ -</u>	<u>\$ -</u>	<u>\$ -</u>
Division Total	<u>\$ 15,156,560</u>	<u>\$ 14,680,857</u>	<u>\$ 14,743,861</u>	<u>\$ 18,826,103</u>	<u>\$ 18,826,103</u>

DIVISION SERVICE EFFORTS AND ACCOMPLISHMENTS

SUPPRESSION

GOALS:

- Provide an effective response to emergency medical calls, fires, explosions, hazardous materials releases, rescue from hazardous conditions, and other emergencies to reduce the threats of harm or loss to the public.
- Provide an effective force of personnel and equipment in a constant state of readiness to assure the availability of a response at all times.

OBJECTIVES:

- Maintain per capita fire loss at less than the national average.
- Maintain typical staffing levels per unit at or above the national average.
- Expand our technical rescue capabilities.

PERFORMANCE MEASUREMENTS - RESULTS REPORT:

	FYE 21 ACTUAL	FYE 22 ACTUAL	FYE 23 PLAN	FYE 23 ESTIMATE	FYE 24 PROJECTED
PERFORMANCE INDICATORS:					
Fire calls answered	307	331	325	320	325
Emergency medical calls answered	9,936	10,817	12,500	12,200	12,500
Average response time (urban area) (in minutes)	6.28	6.23	5.3	6.25	6
Fire loss per capita	\$48	\$40	\$35	\$38	\$35
Typical staff/unit	4	4	4	4	4
Ratio to national staff / unit	100%	100%	100%	100%	100%
Ratio to national per capita loss	90%	90%	90%	90%	90%

DIVISION SUMMARY

10664141 TRAINING

MISSION:

Develop and maintain a highly skilled workforce.

DESCRIPTION:

The Training Division provides for the development and maintenance of essential job skills for all Fire Department members through modern and comprehensive training programs. Training also provides staff support in all areas of human resource management and development.

PERSONNEL:

	FYE 22 ACTUAL	FYE 23 ORIGINAL	FYE 23 REVISED	FYE 24 PROPOSED	FYE 24 ADOPTED
Full-time Positions	1	1	1	1	1
Part-time Positions	<u>0</u>	<u>0</u>	<u>0</u>	<u>0</u>	<u>0</u>
Total Budgeted Positions	<u>1</u>	<u>1</u>	<u>1</u>	<u>1</u>	<u>1</u>

EXPENDITURES:

	FYE 22 ACTUAL	FYE 23 ORIGINAL	FYE 23 REVISED	FYE 24 PROPOSED	FYE 24 ADOPTED
Salaries & Benefits	\$ 214,195	\$ 169,264	\$ 169,264	\$ 200,398	\$ 200,398
Supplies & Materials	\$ 8,145	\$ 8,786	\$ 8,786	\$ 29,267	\$ 29,267
Services & Maintenance	\$ 13,389	\$ 15,320	\$ 15,320	\$ 45,310	\$ 45,310
Internal Services	\$ 4,165	\$ 6,195	\$ 6,195	\$ 8,251	\$ 8,251
Capital Equipment	\$ -	\$ -	\$ -	\$ 22,000	\$ 22,000
Subtotal	<u>\$ 239,894</u>	<u>\$ 199,565</u>	<u>\$ 199,565</u>	<u>\$ 305,226</u>	<u>\$ 305,226</u>
Capital Projects	\$ -	\$ -	\$ -	\$ -	\$ -
Cost Allocations	\$ -	\$ -	\$ -	\$ -	\$ -
Debt Service	\$ -	\$ -	\$ -	\$ -	\$ -
Interfund Transfers	\$ -	\$ -	\$ -	\$ -	\$ -
Subtotal	<u>\$ -</u>	<u>\$ -</u>	<u>\$ -</u>	<u>\$ -</u>	<u>\$ -</u>
Division Total	<u>\$ 239,894</u>	<u>\$ 199,565</u>	<u>\$ 199,565</u>	<u>\$ 305,226</u>	<u>\$ 305,226</u>

DIVISION SERVICE EFFORTS AND ACCOMPLISHMENTS

TRAINING

GOALS:

- Provide essential job skill training to all Department members to assure a high level of proficiency
- To allow opportunity and attempt to get all NFD to a Firefighter II certified department
- Get monthly training distributed to the department
- Expand local training opportunities
- To aid Administration in ISO efforts
- Maintain a certified Firefighter I facility

OBJECTIVES:

- Provide courses needed to bring necessary staff members to the “Train the Trainer” level for Firefighter I certification training.
- Maintain required proficiency certifications through internal training programs for all members.
- Increase participation in outside training programs.

PERFORMANCE MEASUREMENTS - RESULTS REPORT:

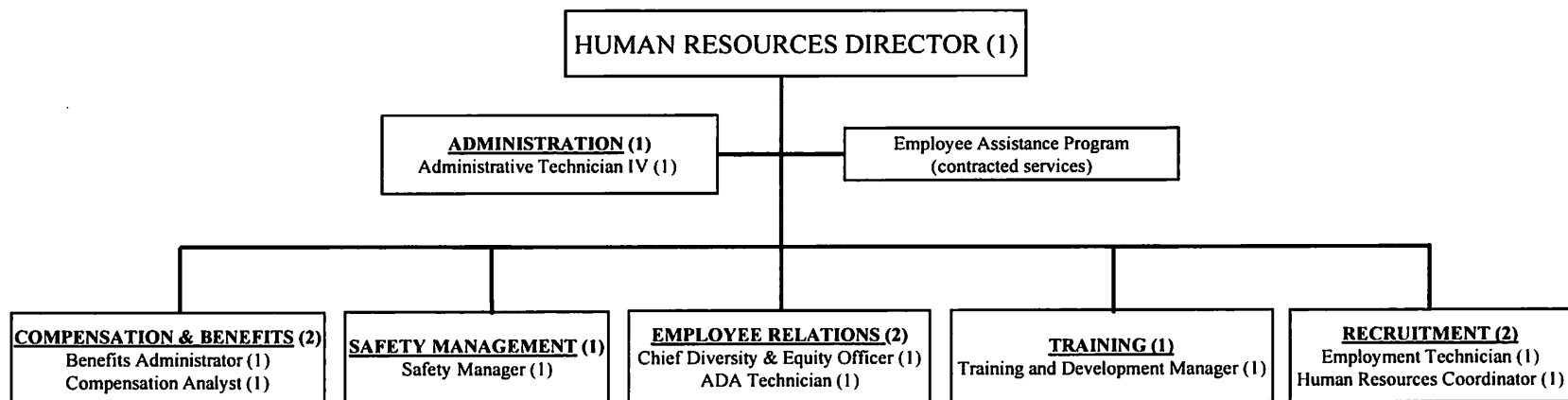
	FYE 21 ACTUAL	FYE 22 ACTUAL	FYE 23 PLAN	FYE 23 ESTIMATE	FYE 24 PROJECTED
PERFORMANCE INDICATORS:					
Total staff hours in internal training programs	26,730	29,727	30,000	25,806	30,000
Recruit academy				8,602	
Total training hours				34,405	
Percentage of firefighters with Firefighter Certification I	100%	100%	100%	100%	100%
Outside training classes attended	25	33	100	32	40
Total EMT members	104	94	110	102	107
Total A-EMT members	27	23	30	35	40
Total Paramedic members	22	23	26	29	34

Notes to Results Report:

EMT – Emergency Medical Technician-Basic
A-EMT – Advanced Medical Technician

HUMAN RESOURCES DEPARTMENT

10 EMPLOYEES



DEPARTMENT SUMMARY

TOTAL HUMAN RESOURCES DEPARTMENT

MISSION:

The Human Resources Department is committed to hiring, developing, and retaining a diverse, knowledgeable and effective workforce focused on providing high quality and cost-effective services to Norman citizens through leadership, direction, and support of the HR staff partners with manager and employees. Our programs are deigned to coincide with City Council goals and objectives while promoting open communication and representation between management and labor.

DESCRIPTION:

The Human Resources Department fulfills this mission through:

- Administration of all human resource programs, policies, employee relations and benefits through service guided by integrity and professionalism.
- Recruitment and selection in compliance with federal, state, and local laws.
- Training and development to further strengthen our premier workforce and maximize individual and organizational performance.
- Safety management and employee assistance dedicated to the well-being of employees and citizens and aimed at minimizing the adverse effects of risk to the organization.
- Maintenance of an equitable classification and compensation system for municipal employees.

PERSONNEL:

	FYE 22 ACTUAL	FYE 23 ORIGINAL	FYE 23 REVISED	FYE 24 PROPOSED	FYE 24 ADOPTED
Full-time Positions	8	8	8	10	10
Part-time Positions	<u>0</u>	<u>0</u>	<u>0</u>	<u>0</u>	<u>0</u>
Total Budgeted Positions	<u>8</u>	<u>8</u>	<u>8</u>	<u>10</u>	<u>10</u>

EXPENDITURES:

	FYE 22 ACTUAL	FYE 23 ORIGINAL	FYE 23 REVISED	FYE 24 PROPOSED	FYE 24 ADOPTED
Salaries & Benefits	\$ 867,019	\$ 782,169	\$ 782,169	\$ 988,859	\$ 988,859
Supplies & Materials	\$ 32,211	\$ 35,690	\$ 37,148	\$ 55,680	\$ 55,680
Services & Maintenance	\$ 267,182	\$ 330,806	\$ 329,348	\$ 443,333	\$ 443,333
Internal Services	\$ 47,187	\$ 57,512	\$ 57,512	\$ 58,064	\$ 58,064
Capital Equipment	\$ 2,383	\$ -	\$ 17,216	\$ 2,000	\$ 2,000
Subtotal	<u>\$ 1,215,982</u>	<u>\$ 1,206,177</u>	<u>\$ 1,223,393</u>	<u>\$ 1,547,936</u>	<u>\$ 1,547,936</u>
Capital Projects	\$ -	\$ -	\$ -	\$ -	\$ -
Cost Allocations	\$ -	\$ -	\$ -	\$ -	\$ -
Debt Service	\$ -	\$ -	\$ -	\$ -	\$ -
Interfund Transfers	\$ -	\$ -	\$ -	\$ -	\$ -
Subtotal	<u>\$ -</u>	<u>\$ -</u>	<u>\$ -</u>	<u>\$ -</u>	<u>\$ -</u>
Department Total	<u>\$ 1,215,982</u>	<u>\$ 1,206,177</u>	<u>\$ 1,223,393</u>	<u>\$ 1,547,936</u>	<u>\$ 1,547,936</u>

DIVISION SUMMARY

10131530 HUMAN RESOURCES

MISSION:

The Human Resources Department is committed to hiring, developing, and retaining a diverse, knowledgeable and effective workforce focused on providing high quality and cost-effective services to Norman citizens. Through leadership, direction, and support of the HR staff partners with manager and employees. Our programs are deigned to coincide with City Council goals and objectives while promoting open communication and representation between management and labor.

DESCRIPTION:

The Human Resources Department fulfills this mission through:

- Administration of all human resource programs, policies, employee relations and benefits through service guided by integrity and professionalism.
- Recruitment and selection in compliance with federal, state, and local laws.
- Training and development to further strengthen our premier workforce and maximize individual and organizational performance.
- Employee assistance dedicated to the well-being of employees and citizens and aimed at minimizing the adverse effects of risk to the organization.
- Maintenance of an equitable classification and compensation system for municipal employees.

PERSONNEL:

	FYE 22 ACTUAL	FYE 23 ORIGINAL	FYE 23 REVISED	FYE 24 PROPOSED	FYE 24 ADOPTED
Full-time Positions	7	7	7	7	7
Part-time Positions	0	0	0	0	0
Total Budgeted Positions	<u>7</u>	<u>7</u>	<u>7</u>	<u>7</u>	<u>7</u>

EXPENDITURES:

	FYE 22 ACTUAL	FYE 23 ORIGINAL	FYE 23 REVISED	FYE 24 PROPOSED	FYE 24 ADOPTED
Salaries & Benefits	\$ 707,789	\$ 621,821	\$ 621,821	\$ 658,397	\$ 658,397
Supplies & Materials	\$ 19,696	\$ 20,118	\$ 20,118	\$ 30,119	\$ 30,119
Services & Maintenance	\$ 172,118	\$ 195,490	\$ 195,490	\$ 279,491	\$ 279,491
Internal Services	\$ 47,059	\$ 57,237	\$ 57,237	\$ 57,799	\$ 57,799
Capital Equipment	\$ 2,383	\$ -	\$ 14,308	\$ 2,000	\$ 2,000
Subtotal	<u>\$ 949,045</u>	<u>\$ 894,666</u>	<u>\$ 908,974</u>	<u>\$ 1,027,806</u>	<u>\$ 1,027,806</u>
Capital Projects	\$ -	\$ -	\$ -	\$ -	\$ -
Cost Allocation	\$ -	\$ -	\$ -	\$ -	\$ -
Debt Service	\$ -	\$ -	\$ -	\$ -	\$ -
Interfund Transfers	\$ -	\$ -	\$ -	\$ -	\$ -
Subtotal	<u>\$ -</u>	<u>\$ -</u>	<u>\$ -</u>	<u>\$ -</u>	<u>\$ -</u>
Division Total	<u>\$ 949,045</u>	<u>\$ 894,666</u>	<u>\$ 908,974</u>	<u>\$ 1,027,806</u>	<u>\$ 1,027,806</u>

DIVISION SERVICE EFFORTS AND ACCOMPLISHMENTS

HUMAN RESOURCES

GOALS:

- Provide and interpret policies, procedures, programs and collective bargaining agreements that uphold the welfare, safety, and rights of employees and management.
 - Facilitate productive management/employee workplace partnerships, conflict resolution and negotiation.
 - Utilize recruitment and selection methods that contribute to our highly qualified workforce.
 - Administer a quality benefit program and employee classification and compensation system that is cost effective and assists in attracting and retaining employees.
 - Provide appropriate evaluation criteria for assessing and improving job performance.
 - Contribute to a high level of employee engagement that supports individual, group, and organizational performance.
-

OBJECTIVES:

- Reduce non-conformances related to human resource policies, practices and procedures and employment law through management/supervisory training and counseling.
 - Reduce grievances through union and management consultation.
 - Recruit, hire and promote highly qualified individuals for entry level and key positions.
 - Conduct active benefits and wellness programs.
 - Improve job performance utilizing an evaluation system that provides for year-round action planning and coaching opportunities.
 - Provide employee special events and programs that enhance employee engagement and community involvement.
-

PERFORMANCE MEASUREMENTS - RESULTS REPORT:

	FYE 21 ACTUAL	FYE 22 ACTUAL	FYE 23 PLAN	FYE 24 ESTIMATE	FYE 24 PROJECTED
PERFORMANCE INDICATORS:					
Total Number of new hires	326	299	296	313	300
Website utilizations-average number of visits per month to HR website	7,560	6,997	7,583	6,528	7,279
Website utilizations-number of visits per month to job posting site with percentages	6,601 / 87%	5,790 / 85%	6,249 / 93%	5,373 / 86%	6,294 / 83%
Total number of employees participating in multiple special events and programs	304	155	448	230	200
Computer training lab-utilization of training lab vs. contracting with outside facility instructors	\$ 98,280	\$ 84,640	\$ 65,000	\$ 89,960	\$ 80,000

DIVISION SUMMARY

10131190 EMPLOYEE RELATIONS

MISSION:

To ensure systems and resources are aligned to create a more inclusive community and organizational workforce by building and sustaining an ecosystem of education, engagement, and access across all communities in Norman. The mission of the City of Norman Americans with Disabilities Act (ADA) Program is to enforce the ADA Civil Rights law, as it pertains to Title I and II, and ensure people with disabilities have the same opportunities in all programs, activities, and services as everyone else.

DESCRIPTION:

The ADA Program, ran under the Employees Relations Division in Human Resources, is made up of the ADA Coordinator and the one full time ADA Technician. City Council appointed an ADA Citizen Advisory Committee and City Leadership took the initiative to create an ADA Staff Liaison Committee, made up of representatives from all City of Norman Departments. *Note: Prior to August, 2021, ADA functions were ran under Public Works and the City Manager's Department.

PERSONNEL:

	FYE 22 ACTUAL	FYE 23 ORIGINAL	FYE 23 REVISED	FYE 24 PROPOSED	FYE 24 ADOPTED
Full-time Positions	1	1	1	2	2
Part-time Positions	<u>0</u>	<u>0</u>	<u>0</u>	<u>0</u>	<u>0</u>
Total Budgeted Positions	<u>1</u>	<u>1</u>	<u>1</u>	<u>2</u>	<u>2</u>

EXPENDITURES:

	FYE 22 ACTUAL	FYE 23 ORIGINAL	FYE 23 REVISED	FYE 24 PROPOSED	FYE 24 ADOPTED
Salaries & Benefits	\$ 73,236	\$ 73,032	\$ 73,032	\$ 236,497	\$ 236,497
Supplies & Materials	\$ 2,414	\$ 6,400	\$ 7,858	\$ 16,389	\$ 16,389
Services & Maintenance	\$ 21,916	\$ 43,450	\$ 41,992	\$ 50,526	\$ 50,526
Internal Services	\$ 128	\$ 275	\$ 275	\$ 265	\$ 265
Capital Equipment	\$ -	\$ -	\$ 2,908	\$ -	\$ -
Subtotal	<u>\$ 97,694</u>	<u>\$ 123,157</u>	<u>\$ 126,065</u>	<u>\$ 303,677</u>	<u>\$ 303,677</u>
Capital Projects	\$ -	\$ -	\$ -	\$ -	\$ -
Cost Allocations	\$ -	\$ -	\$ -	\$ -	\$ -
Debt Service	\$ -	\$ -	\$ -	\$ -	\$ -
Interfund Transfers	\$ -	\$ -	\$ -	\$ -	\$ -
Subtotal	<u>\$ -</u>	<u>\$ -</u>	<u>\$ -</u>	<u>\$ -</u>	<u>\$ -</u>
Division Total	<u>\$ 97,694</u>	<u>\$ 123,157</u>	<u>\$ 126,065</u>	<u>\$ 303,677</u>	<u>\$ 303,677</u>

DIVISION SERVICE EFFORTS AND ACCOMPLISHMENTS

EMPLOYEE RELATIONS

GOALS:

- Improve awareness of diversity and inclusion issues in the workplace and City of Norman
 - Promote diversity and inclusion in the workplace through professional development.
 - Create Employee Resource Groups (ERG).
 - Develop strategies to recruit talent from diverse backgrounds.
 - Provide professional leadership for the City.
 - Execute ADA Standards compliance procedures, including Transition Plan and Self-Evaluations.
 - Develop and recommend ADA-focused solutions to community problems for consideration by the Mayor and City Council.
 - Develop new programs and measures to expand ADA awareness and advocacy across the City of Norman.
 - Manage within department's operating budget.
 - Partner with other city departments to accelerate ADA improvements.
 - Promote confidence in city government through the Citizen Advisory Committee involvement in the 2018 ADA Transition Plan and Self-Evaluation.
 - Provide excellent customer service practices.
-

OBJECTIVES:

- Raising self-awareness of unconscious bias defined as the underlying attitudes and stereotypes.
 - Highlighting the value of diverse perspective.
 - Communicating the importance of managing bias.
 - Implement diversity and inclusion programs and training that are accessible to all.
 - Acknowledge important cultural holidays.
 - Create diverse, equal, and inclusive teams.
 - Develop effective strategies to create a more diverse leadership staff by recruiting and attracting a more diverse representation of constituents for leadership positions.
 - Document progress and actionable plans towards Transition Plan & Self Evaluations.
 - Coordinate with the Public Works Department to implement the 2021 Transit Transition Plan.
 - Build and leverage positive relationships with community stakeholders, including the ADA Citizens Advisory Committee.
 - Participate in professional development of ADA-focused concepts.
 - Develop training module for city workforce to increase the knowledge and familiarity of ADA concepts through all
 - Maximize budget allocations to reinforce ADA compliance and programming.
-

PERFORMANCE MEASUREMENTS - RESULTS REPORT

	FYE 21 ACTUAL	FYE 22 ACTUAL	FYE 23 PLAN	FYE 23 ESTIMATE	FYE 24 PROJECTED
PERFORMANCE INDICATORS:					
Website Data:					
DestinationNorman.com	1.5K	2.4K	1.5K	1.6K	1.6K
Community Relations & Outreach (Meetings with local businesses, community & community partners)	171	133	160	160	160
Local Outreach Events (Presentations given & workshops hosted)	4	5	6	6	6
Implementation of 2018 ADA Transition Plan and Self-Evaluation	5%	10%	30%	40%	50%
Implementation of the ADA Transition Plan for the City's Public Transportation System	0%	0%	5%	10%	35%
Development of City owned facilities, ADA evaluation and plan of up to 30 facilities	2%	2%	5%	10%	15%
Development of Parks Self-Evaluations	5%	60%	70%	100%	100%

DIVISION SUMMARY

10131192 EMPLOYEE ASSISTANCE PROGRAM

MISSION:

Provide cost-effective, responsive service that intervenes and helps resolve existing problems that can interfere with an employee's ability to function on the job effectively, efficiently, and safely.

DESCRIPTION:

A comprehensive and confidential program which provides prevention of employee problems through education, assessment and counseling. Coordinates and monitors the alcohol testing and drug test scheduling.

PERSONNEL:

	FYE 22 ACTUAL	FYE 23 ORIGINAL	FYE 23 REVISED	FYE 24 PROPOSED	FYE 24 ADOPTED
Full-time Positions	0	0	0	0	0
Part-time Positions	0	0	0	0	0
Total Budgeted Positions	<u>0</u>	<u>0</u>	<u>0</u>	<u>0</u>	<u>0</u>

EXPENDITURES:

	FYE 22 ACTUAL	FYE 23 ORIGINAL	FYE 23 REVISED	FYE 24 PROPOSED	FYE 24 ADOPTED
Salaries & Benefits	\$ -	\$ -	\$ -	\$ -	\$ -
Supplies & Materials	\$ -	\$ 44	\$ 44	\$ 44	\$ 44
Services & Maintenance	\$ 29,400	\$ 29,400	\$ 29,400	\$ 29,400	\$ 29,400
Internal Services	\$ -	\$ -	\$ -	\$ -	\$ -
Capital Equipment	\$ -	\$ -	\$ -	\$ -	\$ -
Subtotal	<u>\$ 29,400</u>	<u>\$ 29,444</u>	<u>\$ 29,444</u>	<u>\$ 29,444</u>	<u>\$ 29,444</u>
Capital Projects	\$ -	\$ -	\$ -	\$ -	\$ -
Cost Allocations	\$ -	\$ -	\$ -	\$ -	\$ -
Debt Service	\$ -	\$ -	\$ -	\$ -	\$ -
Interfund Transfers	\$ -	\$ -	\$ -	\$ -	\$ -
Subtotal	<u>\$ -</u>	<u>\$ -</u>	<u>\$ -</u>	<u>\$ -</u>	<u>\$ -</u>
Division Total	<u>\$ 29,400</u>	<u>\$ 29,444</u>	<u>\$ 29,444</u>	<u>\$ 29,444</u>	<u>\$ 29,444</u>

DIVISION SUMMARY

10131232 SAFETY

MISSION:

It is the primary mission of the Safety Division to coach and train all City employees to provide municipal services in a manner that minimizes worksite hazards, prevents injuries to people and damage to property and equipment. It is also the mission of this division to ensure that the citizens are protected from potential hazards that may be caused by the City employees engaged in service operations.

DESCRIPTION:

The Safety Division provides City employees with the oversight, coaching and training to assure that safe operations will be the first priority in all City activities. All practical steps shall be taken to maintain a safe and healthy workplace, reasonably complying with all applicable regulations. These assurances are managed through regular worksite inspection, hazard assessment, activity hazard analysis, training needs assessment – gap analysis, and providing the appropriate training / coaching / guidance to the employees.

PERSONNEL:

	FYE 22 ACTUAL	FYE 23 ORIGINAL	FYE 23 REVISED	FYE 24 PROPOSED	FYE 24 ADOPTED
Full-time Positions	1	1	1	1	1
Part-time Positions	0	0	0	0	0
Total Budgeted Positions	<u>1</u>	<u>1</u>	<u>1</u>	<u>1</u>	<u>1</u>

EXPENDITURES:

	FYE 22 ACTUAL	FYE 23 ORIGINAL	FYE 23 REVISED	FYE 24 PROPOSED	FYE 24 ADOPTED
Salaries & Benefits	\$ 85,994	\$ 87,316	\$ 87,316	\$ 93,965	\$ 93,965
Supplies & Materials	\$ 10,101	\$ 9,128	\$ 9,128	\$ 9,128	\$ 9,128
Services & Maintenance	\$ 43,748	\$ 62,466	\$ 62,466	\$ 83,916	\$ 83,916
Internal Services	\$ -	\$ -	\$ -	\$ -	\$ -
Capital Equipment	\$ -	\$ -	\$ -	\$ -	\$ -
Subtotal	<u>\$ 139,843</u>	<u>\$ 158,910</u>	<u>\$ 158,910</u>	<u>\$ 187,009</u>	<u>\$ 187,009</u>
Capital Projects	\$ -	\$ -	\$ -	\$ -	\$ -
Cost Allocations	\$ -	\$ -	\$ -	\$ -	\$ -
Debt Service	\$ -	\$ -	\$ -	\$ -	\$ -
Interfund Transfers	\$ -	\$ -	\$ -	\$ -	\$ -
Subtotal	<u>\$ -</u>	<u>\$ -</u>	<u>\$ -</u>	<u>\$ -</u>	<u>\$ -</u>
Division Total	<u>\$ 139,843</u>	<u>\$ 158,910</u>	<u>\$ 158,910</u>	<u>\$ 187,009</u>	<u>\$ 187,009</u>

DIVISION SERVICE EFFORTS AND ACCOMPLISHMENTS

SAFETY

GOALS:

- Promote effective safety practices for all employees to help reduce accidents and injuries
- Inspect facilities making sure employees are safe and free from workplace hazards
- Provide training opportunities which will benefit employees by improving their own personal safety efforts
- Inspire employees to have a more involved workforce in safety procedures and policies

OBJECTIVES:

- Conduct monthly safety meetings at each CON facility and train to OSHA standards
- Conduct quarterly inspections of all CON facilities to ensure hazard free facilities
- Conduct First Aid/CPR/AED certification training to employees to have a better chance of having more suitable first responders readily available in emergency situations

PERFORMANCE MEASUREMENTS - RESULTS REPORT:

	FYE 21 ACTUAL	FYE 22 ACTUAL	FYE 23 PLAN	FYE 23 ESTIMATE	FYE 24 PROJECTED
PERFORMANCE INDICATORS:					
Certification of employees in First Aid/CPR/AED	40	56	20	20	20
Cost savings of certifying employees in First Aid/CPR/AED	2,400	3,360	1,200	1,200	1,200
Conduct safety meetings at CON facilities in compliance with OSHA standards to help minimize accidents/injuries	110	50	80	80	80
Perform Job Hazard Analyses at work sites and correct or improve hazards if applicable	20	20	20	20	20
Implementation of CON Safety Committee team working together collectively to discuss hazards and make safety improvements as needed	n/a	0	5	3	5
Inspect CON facilities to mitigate any hazards	10	10	10	10	10
Invite Oklahoma Rural Water Association Representative to conduct training for employees in need of education credits for certifications	2	2	2	2	2

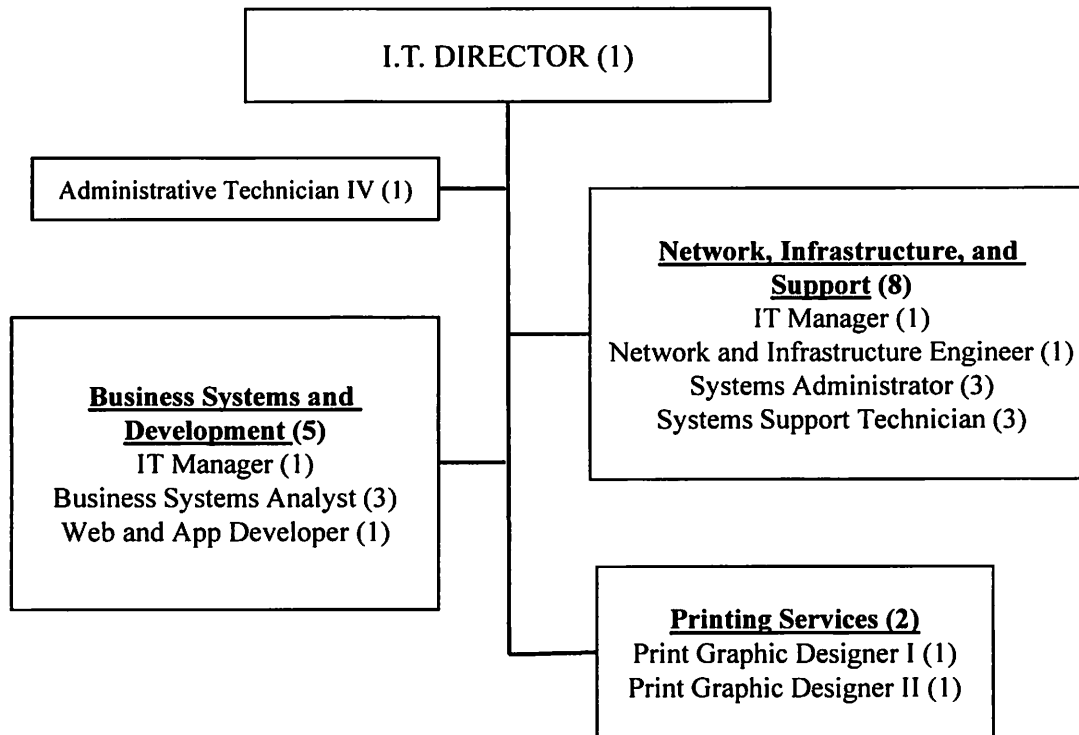
Notes to Results Report:

CON – City of Norman

JHA – Job Hazard Analysis

INFORMATION TECHNOLOGY DEPARTMENT

17 EMPLOYEES



DEPARTMENT SUMMARY

TOTAL INFORMATION TECHNOLOGY DEPARTMENT

MISSION:

The mission of the Information Technology (IT) Department is to provide the highest quality technology-based services, in the most cost-effective manner, with optimal delivery, to the citizens, elected officials, and staff members of the City of Norman ensuring the maximization of the citizens' financial investments and the proper utilization, security, performance and availability of those technology-based services.

DESCRIPTION:

The Information Technology Department provides information systems management services to all departments in the City of Norman. This support includes approximately 1,900 personal computers, laptops, and network infrastructure devices. These devices are required for server connectivity to a 5-building main campus and 28 remote sites. The local area and wide area networks (LAN/WAN) provides workstations connectivity to each wireless and wired workstation used by employees in the City of Norman. Services provided by the IT Department include email storage and support, internet access support, desktop support, document administration, departmental systems application support and implementation, enterprise application support in the form of IBM iSeries, quality control for implementation, network servers and virtualization administration and support, web page design, security, telecommunications including VOIP and wireless phones, server and PC configuration management, data storage management, project management, and infrastructure design and support. The Office Services/ Print Shop division transferred to the Information Technology Department in FYE 23.

PERSONNEL:

	FYE 22 ACTUAL	FYE 23 ORIGINAL	FYE 23 REVISED	FYE 24 PROPOSED	FYE 24 ADOPTED
Full-time Positions	15	16	16	17	17
Part-time Positions	<u>0</u>	<u>0</u>	<u>0</u>	<u>0</u>	<u>0</u>
Total Budgeted Positions	15	16	16	17	17

EXPENDITURES:

	FYE 22 ACTUAL	FYE 23 ORIGINAL	FYE 23 REVISED	FYE 24 PROPOSED	FYE 24 ADOPTED
Salaries & Benefits	\$ 1,746,284	\$ 1,934,263	\$ 1,885,176	\$ 2,233,213	\$ 2,233,213
Supplies & Materials	\$ 64,875	\$ 54,489	\$ 60,076	\$ 55,153	\$ 55,153
Services & Maintenance	\$ 1,278,200	\$ 1,576,758	\$ 1,590,258	\$ 1,717,002	\$ 1,717,002
Internal Services	\$ 18,031	\$ 19,911	\$ 19,911	\$ 36,189	\$ 36,189
Capital Equipment	<u>\$ 306,651</u>	<u>\$ 120,800</u>	<u>\$ 120,800</u>	<u>\$ 546,700</u>	<u>\$ 546,700</u>
Subtotal	<u>\$ 3,414,041</u>	<u>\$ 3,706,221</u>	<u>\$ 3,676,221</u>	<u>\$ 4,588,257</u>	<u>\$ 4,588,257</u>
Capital Projects	\$ -	\$ -	\$ -	\$ -	\$ -
Cost Allocations	\$ -	\$ -	\$ -	\$ -	\$ -
Debt Service	\$ -	\$ -	\$ -	\$ -	\$ -
Interfund Transfers	<u>\$ -</u>	<u>\$ -</u>	<u>\$ -</u>	<u>\$ -</u>	<u>\$ -</u>
Subtotal	<u>\$ -</u>	<u>\$ -</u>	<u>\$ -</u>	<u>\$ -</u>	<u>\$ -</u>
Department Total	<u><u>\$ 3,414,041</u></u>	<u><u>\$ 3,706,221</u></u>	<u><u>\$ 3,676,221</u></u>	<u><u>\$ 4,588,257</u></u>	<u><u>\$ 4,588,257</u></u>

DIVISION SUMMARY

10123121 INFORMATION TECHNOLOGY

MISSION:

The mission of the Information Technology (IT) Department is to provide the highest quality technology-based services, in the most cost-effective manner, with optimal delivery, to the citizens, elected officials, and staff members of the City of Norman ensuring the maximization of the citizens' financial investments and the proper utilization, security, performance and availability of those technology-based services.

DESCRIPTION:

The Information Technology Department provides information systems management services to all departments in the City of Norman. This support includes approximately 1,900 personal computers, laptops, and network infrastructure devices. These devices are required for server connectivity to a 5-building main campus and 28 remote sites. The local area and wide area networks (LAN/WAN) provides workstations connectivity to each wireless and wired workstation used by employees in the City of Norman. Services provided by the IT Department include email storage and support, internet access support, desktop support, document administration, departmental systems application support and implementation, enterprise application support in the form of IBM iSeries, quality control for implementation, network servers and virtualization administration and support, web page design, security, telecommunications including VOIP and wireless phones, server and PC configuration management, data storage management, project management, and infrastructure design and support.

PERSONNEL:

	FYE 22 ACTUAL	FYE 23 ORIGINAL	FYE 23 REVISED	FYE 24 PROPOSED	FYE 24 ADOPTED
Full-time Positions	13	14	14	15	15
Part-time Positions	0	0	0	0	0
Total Budgeted Positions	<u>13</u>	<u>14</u>	<u>14</u>	<u>15</u>	<u>15</u>

EXPENDITURES:

	FYE 22 ACTUAL	FYE 23 ORIGINAL	FYE 23 REVISED	FYE 24 PROPOSED	FYE 24 ADOPTED
Salaries & Benefits	\$ 1,594,107	\$ 1,792,729	\$ 1,743,642	\$ 2,053,592	\$ 2,053,592
Supplies & Materials	\$ 34,002	\$ 30,213	\$ 30,213	\$ 30,877	\$ 30,877
Services & Maintenance	\$ 1,191,102	\$ 1,459,452	\$ 1,459,452	\$ 1,601,539	\$ 1,601,539
Internal Services	\$ 16,939	\$ 18,539	\$ 18,539	\$ 33,794	\$ 33,794
Capital Equipment	\$ 306,651	\$ 120,800	\$ 120,800	\$ 515,700	\$ 515,700
Subtotal	<u>\$ 3,142,801</u>	<u>\$ 3,421,733</u>	<u>\$ 3,372,646</u>	<u>\$ 4,235,502</u>	<u>\$ 4,235,502</u>
Capital Projects	\$ -	\$ -	\$ -	\$ -	\$ -
Cost Allocations	\$ -	\$ -	\$ -	\$ -	\$ -
Debt Service	\$ -	\$ -	\$ -	\$ -	\$ -
Interfund Transfers	\$ -	\$ -	\$ -	\$ -	\$ -
Subtotal	<u>\$ -</u>	<u>\$ -</u>	<u>\$ -</u>	<u>\$ -</u>	<u>\$ -</u>
Department Total	<u>\$ 3,142,801</u>	<u>\$ 3,421,733</u>	<u>\$ 3,372,646</u>	<u>\$ 4,235,502</u>	<u>\$ 4,235,502</u>

DIVISION SERVICE EFFORTS AND ACCOMPLISHMENTS

INFORMATION TECHNOLOGY

GOALS:

Information systems and infrastructure are utilized in every department within the City of Norman and therefore the services rendered by the City of Norman staff to the citizens of Norman are directly impacted by Information Technology. Our goal is to provide effective information technology solutions and support in the form of helpdesk operations, applications support, network and server support, network security, network infrastructure design/support, and process improvement/development to all departments of the City of Norman in order to:

OBJECTIVES:

- Sustain and monitor filters for email tracking, web filtering appliance, and infrastructure protection to reduce system intrusion and to help create a solid sustainment strategy. This includes the implementation of a new enhanced SIEM (Security Information and Event Manager) appliance to be monitored by IT Department System Administrators and their supervisor. This will enhance security while minimizing data loss and maximizing data protection.

PERFORMANCE MEASUREMENTS - RESULTS REPORT:

	FYE 21 ACTUAL	FYE 22 ACTUAL	FYE 23 PLAN	FYE 23 ESTIMATE	FYE 24 PROJECTED
PERFORMANCE INDICATORS:					
Number of IT work requests completed	2,953	3,208	3,500	3,800	3,780
Number of public safety users supported	377	390	400	390	415
Number of public safety systems supported (PC's, laptops, printers, faxes, copiers, phones)	1,195	357	365	357	365
Number of public safety vehicles outfitted with IT supported equipment	152	154	155	154	160
Number of public safety network and infrastructure devices supported (wireless air cards, access points, network switches)	211	215	215	215	230
Number of public safety work requests resolved	1,142	1,204	1,300	1,400	1,450
Number of department system users supported (excluding public safety)	463	354	375	355	390
Number of department devices supported (excluding public safety) (VOIP Phones , Cell Phones/Devices, Access Control (Doors, Cameras), Tablets)	1,540	541	545	545	590
Number of business applications supported	365	370	370	370	375
Number and type of major projects launched	15	11	15	13	14
Percent of servers virtualized	99%	99%	99%	99%	99%
Data growth in Terabytes*	950	1,300	1,400	1,500	1,700

Notes to Results Report:

* 1Terabyte is equivalent to 1,024 Gigabytes and 1 Gigabyte is equivalent to a 65,000 page MS Word document. PD Body Cam will increase growth significantly.

DIVISION SUMMARY

10123123 OFFICE SERVICES

MISSION:

Office Services Division specialize in the creation of visual designs for print materials for the City of Norman including but not limited to; brochures, business cards, election material, marketing materials, inserts, training, utility billings, etc. We provide codument solutions, printing, copying, scanning, and mail handling services for City departments and divisions. It is our commitment to consistently provide exceptional customer service and satisfaction. We are priority focused to meet deadlines, quality standards, and professionalism. It is our promise to identify cost saving measures, minimize waste, and utilize technological advances to meet and exceed the needs of the City regularly.

DESCRIPTION:

- Creation of visual designs for print materials for the City of Norman including but not limited to broshures, labels, business cards, election materials, marketing materials, inserts, training, etc. Staff are responsible to conceptualize designs, prepare mockups, and creation of final designs and product from print to binding and finishing.
- Operate and maintain a variety of enterprise level print shop equipment in or to print, bind, collate, hole punch, pad, cut, fold, and stuff printed materials

PERSONNEL:

	FYE 22 ACTUAL	FYE 23 ORIGINAL	FYE 23 REVISED	FYE 24 PROPOSED	FYE 24 ADOPTED
Full-time Positions	2	2	2	2	2
Part-time Positions	0	0	0	0	0
Total Budgeted Positions	<u>2</u>	<u>2</u>	<u>2</u>	<u>2</u>	<u>2</u>

EXPENDITURES:

	FYE 22 ACTUAL	FYE 23 ORIGINAL	FYE 23 REVISED	FYE 24 PROPOSED	FYE 24 ADOPTED
Salaries & Benefits	\$ 152,177	\$ 141,534	\$ 141,534	\$ 179,621	\$ 179,621
Supplies & Materials	\$ 30,873	\$ 24,276	\$ 29,863	\$ 24,276	\$ 24,276
Services & Maintenance	\$ 87,098	\$ 117,306	\$ 130,806	\$ 115,463	\$ 115,463
Internal Services	\$ 1,092	\$ 1,372	\$ 1,372	\$ 2,395	\$ 2,395
Capital Equipment	\$ -	\$ -	\$ -	\$ 31,000	\$ 31,000
Subtotal	<u>\$ 271,240</u>	<u>\$ 284,488</u>	<u>\$ 303,575</u>	<u>\$ 352,755</u>	<u>\$ 352,755</u>
Capital Projects	\$ -	\$ -	\$ -	\$ -	\$ -
Cost Allocations	\$ -	\$ -	\$ -	\$ -	\$ -
Debt Service	\$ -	\$ -	\$ -	\$ -	\$ -
Interfund Transfers	\$ -	\$ -	\$ -	\$ -	\$ -
Subtotal	<u>\$ -</u>	<u>\$ -</u>	<u>\$ -</u>	<u>\$ -</u>	<u>\$ -</u>
Division Total	<u><u>\$ 271,240</u></u>	<u><u>\$ 284,488</u></u>	<u><u>\$ 303,575</u></u>	<u><u>\$ 352,755</u></u>	<u><u>\$ 352,755</u></u>

DIVISION SERVICE EFFORTS AND ACCOMPLISHMENTS

OFFICE SERVICES

GOALS:

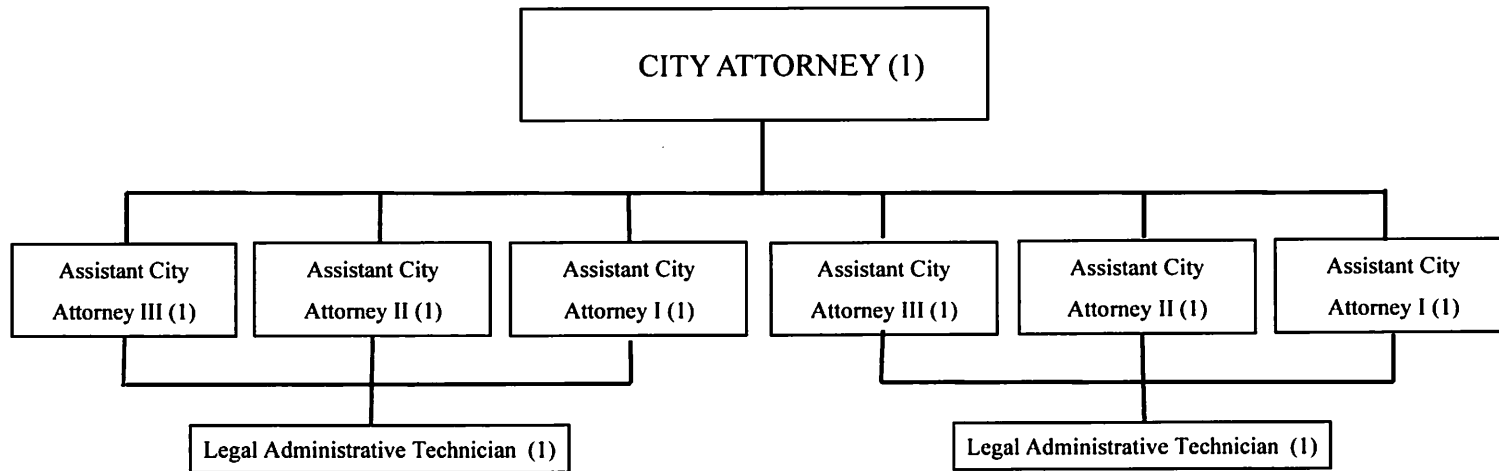
- Reduce the number of unneeded copies
 - Strive for efficient excellence, flawless execution for quality and quantity while delivering a superior product in-house rather than outsourcing
 - Review, examine, and evaluate needs of divisions citywide in effort to assist in time saving measures
 - Improve customer satisfaction, reduce turn-a-round time for jobs by 5%
 - Utilize technology by imposition prior to printing
 - Ensure we are getting best possible price on supplies
 - Increase waste awareness by sampling
-

PERFORMANCE MEASUREMENTS - RESULTS REPORT:

	FYE 21 ACTUAL	FYE 22 ACTUAL	FYE 23 PLAN	FYE 23 ESTIMATE	FYE 24 PROJECTED
PERFORMANCE INDICATORS:					
Percentage of equipment down time	>5%	>5%	>5%	>5%	>5%
Complete requests for services by the scheduled completion date and time as specified percentage of time	99%	99%	95%	94%	98%
Reduce follow up time	7%	5%	>5%	10%	8%
Increase awareness regarding minimizing waste, monitor workflow, and advertise services	95%	95%	93%	100%	95%
Reduce outside printing costs by specified percentage	>5%	10%	5%	10%	>5%

LEGAL DEPARTMENT

9 EMPLOYEES



DEPARTMENT SUMMARY

TOTAL LEGAL DEPARTMENT

MISSION:

It is the mission of the Legal Department of the City of Norman to provide effective, efficient, professional, informed, progressive and preventive legal advice and services to the City Council, City Manager, City staff, Boards and Commissions; thereby, protecting the rights and interests of the citizens of the City of Norman and the City as a municipal corporation.

DESCRIPTION:

The Legal Department provides legal services through prosecution of cases initiated by the City, defends actions brought against the City, and provides legal opinions and legal advice on pertinent issues. The Legal Department provides legal research for the City Council, City Manager, City staff, Boards and Commissions. Department representatives attend all City Council meetings and attend Study Sessions and Board and Commission meetings, as requested. A Department Representative serves as Police Legal Advisor and attends Police staff meetings. The Department provides legal representation for Municipal Court prosecutions and appeals. The Department also provides leadership in community juvenile crime offender programs and in the operation of the Dispute Mediation Program.

PERSONNEL:

	FYE 22 ACTUAL	FYE 23 ORIGINAL	FYE 23 REVISED	FYE 24 PROPOSED	FYE 24 ADOPTED
Full-time Positions	8	8	8	9	9
Part-time Positions	<u>0</u>	<u>0</u>	<u>0</u>	<u>0</u>	<u>0</u>
Total Budgeted Positions	8	8	8	9	9

EXPENDITURES:

	FYE 22 ACTUAL	FYE 23 ORIGINAL	FYE 23 REVISED	FYE 24 PROPOSED	FYE 24 ADOPTED
Salaries & Benefits	\$ 1,003,366	\$ 1,046,699	\$ 1,046,699	\$ 1,274,521	\$ 1,274,521
Supplies & Materials	\$ 9,471	\$ 11,598	\$ 11,598	\$ 11,598	\$ 11,598
Services & Maintenance	\$ 164,102	\$ 271,655	\$ 271,655	\$ 282,039	\$ 282,039
Internal Services	\$ 30,423	\$ 33,897	\$ 33,897	\$ 39,210	\$ 39,210
Capital Equipment	<u>\$ 24,416</u>	<u>\$ 44,600</u>	<u>\$ 44,600</u>	<u>\$ 5,650</u>	<u>\$ 5,650</u>
Subtotal	<u>\$ 1,231,778</u>	<u>\$ 1,408,449</u>	<u>\$ 1,408,449</u>	<u>\$ 1,613,018</u>	<u>\$ 1,613,018</u>
Capital Projects	\$ -	\$ -	\$ -	\$ -	\$ -
Cost Allocations	\$ -	\$ -	\$ -	\$ -	\$ -
Debt Service	\$ -	\$ -	\$ -	\$ -	\$ -
Interfund Transfers	<u>\$ -</u>	<u>\$ -</u>	<u>\$ -</u>	<u>\$ -</u>	<u>\$ -</u>
Subtotal	<u>\$ -</u>	<u>\$ -</u>	<u>\$ -</u>	<u>\$ -</u>	<u>\$ -</u>
Department Total	<u>\$ 1,231,778</u>	<u>\$ 1,408,449</u>	<u>\$ 1,408,449</u>	<u>\$ 1,613,018</u>	<u>\$ 1,613,018</u>

DIVISION SUMMARY

10122220 LEGAL

MISSION:

It is the mission of the Legal Department of the City of Norman to provide effective, efficient, professional, informed, progressive and preventive legal advice and services to the City Council, City Manager, City staff, Boards and Commissions; thereby, protecting the rights and interests of the citizens of the City of Norman and the City as a municipal corporation.

DESCRIPTION:

The Legal Department provides legal services through prosecution of cases initiated by the City, defends actions brought against the City, and provides legal opinions and legal advice on pertinent issues. The Legal Department provides legal research for the City Council, City Manager, City staff, Boards and Commissions. Department representatives attend all City Council meetings and attend Study Sessions and Board and Commission meetings, as requested. A Department Representative serves as Police Legal Advisor and attends Police staff meetings. The Department provides legal representation for Municipal Court prosecutions and appeals. The Department also provides leadership in community juvenile crime offender programs and in the operation of the Dispute Mediation Program.

PERSONNEL:

	FYE 22 ACTUAL	FYE 23 ORIGINAL	FYE 23 REVISED	FYE 24 PROPOSED	FYE 24 ADOPTED
Full-time Positions	8	8	8	9	9
Part-time Positions	0	0	0	0	0
Total Budgeted Positions	8	8	8	9	9

EXPENDITURES:

	FYE 22 ACTUAL	FYE 23 ORIGINAL	FYE 23 REVISED	FYE 24 PROPOSED	FYE 24 ADOPTED
Salaries & Benefits	\$ 1,003,366	\$ 1,046,699	\$ 1,046,699	\$ 1,274,521	\$ 1,274,521
Supplies & Materials	\$ 9,471	\$ 11,498	\$ 11,498	\$ 11,498	\$ 11,498
Services & Maintenance	\$ 164,102	\$ 271,525	\$ 271,525	\$ 281,909	\$ 281,909
Internal Services	\$ 30,423	\$ 33,897	\$ 33,897	\$ 39,210	\$ 39,210
Capital Equipment	\$ 24,416	\$ 44,600	\$ 44,600	\$ 5,650	\$ 5,650
Subtotal	\$ 1,231,778	\$ 1,408,219	\$ 1,408,219	\$ 1,612,788	\$ 1,612,788
Capital Projects	\$ -	\$ -	\$ -	\$ -	\$ -
Cost Allocations	\$ -	\$ -	\$ -	\$ -	\$ -
Debt Service	\$ -	\$ -	\$ -	\$ -	\$ -
Interfund Transfers	\$ -	\$ -	\$ -	\$ -	\$ -
Subtotal	\$ -	\$ -	\$ -	\$ -	\$ -
Division Total	\$ 1,231,778	\$ 1,408,219	\$ 1,408,219	\$ 1,612,788	\$ 1,612,788

DIVISION SERVICE EFFORTS AND ACCOMPLISHMENTS

LEGAL

GOALS:

- Continue to enhance tort claims process
- Process workers' compensation cases more efficiently
- Process expungements more efficiently to ensure statutory requirements are met
- Expand and enhance staff productivity through better use of technology by staff
- Develop debt recovery/collections process for reimbursement of damages to City property
- Develop and produce a departmental policies/procedures handbook

OBJECTIVES:

- Maintain periodic updates of departmental website
- Review and streamline process and tracking of tort claims
- Establish databases and tracking mechanism for workers' compensation cases, pre and post February 1, 2014
- Maintain database and streamline tracking mechanism for expungements
- Establish database and streamline tracking mechanism for collection process
- Allow easier transition and cross-training for departmental staff

PERFORMANCE MEASUREMENTS - RESULTS REPORT:

	FYE 21 ACTUAL	FYE 22 ACTUAL	FYE 23 PLAN	FYE 23 ESTIMATE	FYE 24 PROJECTED
PERFORMANCE INDICATORS:					
Quarterly review and update of departmental website	75%	75%	75%	70%	80%
Process payment of tort claims within 30 business days of receipt of departmental response	75%	75%	75%	70%	75%
Develop database to track current workers' compensation cases with dates of injury prior to February 1, 2014	98%	98%	98%	95%	98%
Develop database to track current workers' compensation cases under new Act and guidelines effective February 1, 2014	98%	98%	98%	95%	98%
Review expungement database and modify to include all necessary steps to finalize expungement of records	98%	98%	98%	95%	98%
Expand use of various software packages to assist staff with tracking and maintaining updated information on departmental files and encouraging efficient use of time on the part of staff	50%	50%	50%	40%	50%
Develop procedure and tracking mechanism for pursuing reimbursement of property damage to City property	98%	98%	98%	95%	98%
Develop departmental policy/procedures handbook	75%	75%	75%	50%	75%

DIVISION SUMMARY

10122185 HUMAN RIGHTS COMMISSION

MISSION:

The mission of the Human Rights Commission is to promote and encourage fair treatment and mutual understanding among all citizens, combat all prejudice, bigotry and discrimination, advise the City of Norman on human rights issues, coordinate citizen involvement, and promote equality in all fields of human relations.

DESCRIPTION:

The Human Rights Commission receives, investigates and seeks the satisfactory adjustment of complaints, which charge unlawful practices set forth in Chapter 7 of the Norman Code of Ordinances.

PERSONNEL:

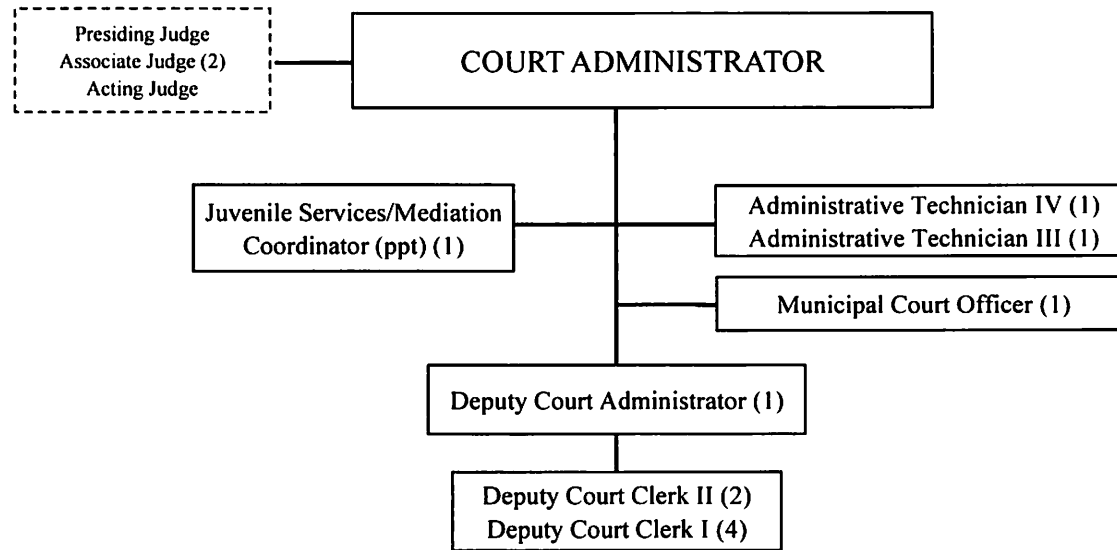
	FYE 22 ACTUAL	FYE 23 ORIGINAL	FYE 23 REVISED	FYE 24 PROPOSED	FYE 24 ADOPTED
Full-time Positions	0	0	0	0	0
Part-time Positions	0	0	0	0	0
Total Budgeted Positions	<u>0</u>	<u>0</u>	<u>0</u>	<u>0</u>	<u>0</u>

EXPENDITURES:

	FYE 22 ACTUAL	FYE 23 ORIGINAL	FYE 23 REVISED	FYE 24 PROPOSED	FYE 24 ADOPTED
Salaries & Benefits	\$ -	\$ -	\$ -	\$ -	\$ -
Supplies & Materials	\$ -	\$ 100	\$ 100	\$ 100	\$ 100
Services & Maintenance	\$ -	\$ 130	\$ 130	\$ 130	\$ 130
Internal Services	\$ -	\$ -	\$ -	\$ -	\$ -
Capital Equipment	\$ -	\$ -	\$ -	\$ -	\$ -
Subtotal	<u>\$ -</u>	<u>\$ 230</u>	<u>\$ 230</u>	<u>\$ 230</u>	<u>\$ 230</u>
Capital Projects	\$ -	\$ -	\$ -	\$ -	\$ -
Cost Allocations	\$ -	\$ -	\$ -	\$ -	\$ -
Debt Service	\$ -	\$ -	\$ -	\$ -	\$ -
Interfund Transfers	\$ -	\$ -	\$ -	\$ -	\$ -
Subtotal	<u>\$ -</u>	<u>\$ -</u>	<u>\$ -</u>	<u>\$ -</u>	<u>\$ -</u>
Division Total	<u><u>\$ -</u></u>	<u><u>\$ 230</u></u>	<u><u>\$ 230</u></u>	<u><u>\$ 230</u></u>	<u><u>\$ 230</u></u>

MUNICIPAL COURT

12 EMPLOYEES



*The positions in the dashed box are part-time employees appointed by the City Council and are not included in the employee count.

DEPARTMENT SUMMARY

TOTAL MUNICIPAL COURT

MISSION:

The mission of the Municipal Criminal Court of Norman is to provide equal justice for all, and to protect the rights of the victim and accused. And, if the accused is convicted, assess a penalty, which will deter the defendant and others from similar conduct, which acts to the ultimate welfare of the entire community, reflecting judicial administration at its best.

DESCRIPTION:

The Court functions as the judicial branch of municipal government and is responsible for processing all alleged violations of municipal ordinances in a fair, impartial, expeditious, accurate and fiscally responsible manner.

PERSONNEL:

	FYE 22 ACTUAL	FYE 23 ORIGINAL	FYE 23 REVISED	FYE 24 PROPOSED	FYE 24 ADOPTED
Full-time Positions	11	11	11	11	11
Part-time Positions	<u>1</u>	<u>1</u>	<u>1</u>	<u>1</u>	<u>1</u>
Total Budgeted Positions	<u>12</u>	<u>12</u>	<u>12</u>	<u>12</u>	<u>12</u>

EXPENDITURES:

	FYE 22 ACTUAL	FYE 23 ORIGINAL	FYE 23 REVISED	FYE 24 PROPOSED	FYE 24 ADOPTED
Salaries & Benefits	\$ 1,087,051	\$ 1,148,190	\$ 1,148,190	\$ 1,196,971	\$ 1,196,971
Supplies & Materials	\$ 6,300	\$ 13,833	\$ 13,833	\$ 14,693	\$ 14,693
Services & Maintenance	\$ 38,966	\$ 58,624	\$ 58,624	\$ 56,481	\$ 56,481
Internal Services	\$ 31,943	\$ 38,364	\$ 38,364	\$ 45,375	\$ 45,375
Capital Equipment	\$ 2,051	\$ 41,200	\$ 41,200	\$ -	\$ -
Subtotal	<u>\$ 1,166,311</u>	<u>\$ 1,300,211</u>	<u>\$ 1,300,211</u>	<u>\$ 1,313,520</u>	<u>\$ 1,313,520</u>
Capital Projects	\$ -	\$ -	\$ -	\$ -	\$ -
Cost Allocations	\$ -	\$ -	\$ -	\$ -	\$ -
Debt Service	\$ -	\$ -	\$ -	\$ -	\$ -
Interfund Transfers	\$ -	\$ -	\$ -	\$ -	\$ -
Subtotal	<u>\$ -</u>	<u>\$ -</u>	<u>\$ -</u>	<u>\$ -</u>	<u>\$ -</u>
Department Total	<u>\$ 1,166,311</u>	<u>\$ 1,300,211</u>	<u>\$ 1,300,211</u>	<u>\$ 1,313,520</u>	<u>\$ 1,313,520</u>

DIVISION SUMMARY

10121120 MUNICIPAL COURT

MISSION:

The mission of the Municipal Criminal Court of Norman is to provide equal justice for all, and to protect the rights of the victim and accused. And, if the accused is convicted, assess a penalty, which will deter the defendant and others from similar conduct, which acts to the ultimate welfare of the entire community, reflecting judicial administration at its best.

DESCRIPTION:

The Court functions as the judicial branch of municipal government and is responsible for processing all alleged violations of municipal ordinances in a fair, impartial, expeditious, accurate and fiscally responsible manner.

PERSONNEL:

	FYE 22 ACTUAL	FYE 23 ORIGINAL	FYE 23 REVISED	FYE 24 PROPOSED	FYE 24 ADOPTED
Full-time Positions	11	11	11	11	11
Part-time Positions	<u>0</u>	<u>0</u>	<u>0</u>	<u>0</u>	<u>0</u>
Total Budgeted Positions	<u>11</u>	<u>11</u>	<u>11</u>	<u>11</u>	<u>11</u>

EXPENDITURES:

	FYE 22 ACTUAL	FYE 23 ORIGINAL	FYE 23 REVISED	FYE 24 PROPOSED	FYE 24 ADOPTED
Salaries & Benefits	\$ 1,067,043	\$ 1,117,232	\$ 1,117,232	\$ 1,181,021	\$ 1,181,021
Supplies & Materials	\$ 6,300	\$ 10,263	\$ 10,263	\$ 11,123	\$ 11,123
Services & Maintenance	\$ 35,942	\$ 50,221	\$ 50,221	\$ 48,368	\$ 48,368
Internal Services	\$ 31,943	\$ 38,264	\$ 38,264	\$ 45,275	\$ 45,275
Capital Equipment	\$ 2,051	\$ 41,200	\$ 41,200	\$ -	\$ -
Subtotal	<u>\$ 1,143,279</u>	<u>\$ 1,257,180</u>	<u>\$ 1,257,180</u>	<u>\$ 1,285,787</u>	<u>\$ 1,285,787</u>
Capital Projects	\$ -	\$ -	\$ -	\$ -	\$ -
Cost Allocations	\$ -	\$ -	\$ -	\$ -	\$ -
Debt Service	\$ -	\$ -	\$ -	\$ -	\$ -
Interfund Transfers	\$ -	\$ -	\$ -	\$ -	\$ -
Subtotal	<u>\$ -</u>	<u>\$ -</u>	<u>\$ -</u>	<u>\$ -</u>	<u>\$ -</u>
Division Total	<u>\$ 1,143,279</u>	<u>\$ 1,257,180</u>	<u>\$ 1,257,180</u>	<u>\$ 1,285,787</u>	<u>\$ 1,285,787</u>

DIVISION SERVICE EFFORTS AND ACCOMPLISHMENTS

MUNICIPAL COURT

GOALS:

Access to Justice

- Provide access to the judicial system through court proceedings, operations and facilities.

Expedition and Timeliness

- Perform court functions within a proper, suitable and reasonable time.

Equality, Fairness and Integrity

- Afford equality, fairness and integrity to all who have business before the court.

Independence and Accountability

- Affirm and maintain distinction as a separate branch of government and account publicly for the court's performance.

Public Trust and Confidence

- Provide educational training for court and legal personnel, emphasizing professional development.
-

OBJECTIVES:

Access to Justice

- Conduct court proceedings and other public business openly.
- Provide services to persons with special needs.
- Ensure customer service integrity.

Expedition and Timeliness

- Provide timely case processing while keeping current with incoming caseload.
- Maintain a high disposition rate.
- Recover costs for incarceration.

Equality, Fairness and Integrity

- Provide due process and equal protection of the law to all defendants.
- Provide indigent services to qualifying defendants.
- Ensure enforcement of court orders.
- Ensure accuracy and preservation of court records.

Independence and Accountability

- Clarify, promote, and institutionalize effective working relationships with other components of the justice system.
- Provide public education.

Public Trust and Confidence

- Enhance positive image of the court by maintaining a high level of professionalism in working relationships with other branches of city government, citizens, and other entities.
 - Provide public education.
 - Promote professional development for continuing education for Oklahoma Municipal Court Clerk's Association (OMCCA) certified personnel.
-

PERFORMANCE MEASUREMENTS - RESULTS REPORT:

	FYE 21 ACTUAL	FYE 22 ACTUAL	FYE 23 PLAN	FYE 24 ESTIMATE	FYE 24 PROJECTED
--	------------------	------------------	----------------	--------------------	---------------------

PERFORMANCE INDICATORS:

Access to Justice:

Percentage of court sessions that are public by law conducted in open court preceded by pre-arraignment statement	100%	100%	100%	100%	100%
---	------	------	------	------	------

PERFORMANCE MEASUREMENTS - RESULTS REPORT (continued)

	FYE 21 ACTUAL	FYE 22 ACTUAL	FYE 23 PLAN	FYE 23 ESTIMATE	FYE 24 PROJECTED
PERFORMANCE INDICATORS:					
Percentage of court appointed interpreters provided within 48 hours to qualified defendants	100%	100%	100%	100%	100%
<u>Expedition and Timeliness:</u>					
Administrative Deferred Sentence Program*	210	119	250	202	240
Disposition rate of traffic and non-traffic cases***	89%	149%	92%	129%	90%
<u>Equality, Fairness and Integrity:</u>					
Assignment of court appointed attorneys for indigent defendants within 48 hours of approval	100%	100%	100%	100%	100%
Ratio of warrants served to warrants issued	75%	124%	82%	91%	98%
<u>Independence and Accountability:</u>					
Provide employee diversity training sessions*	1	1	2	1	2
<u>Public Trust and Confidence:</u>					
Number of Community Outreach Events (Law Day for Youth)*	1	4	12**	25**	4
Attendance and participation in courses to meet continuing education requirements (4 hours required annually x 4 employees)*	2	6	2	6	6

Notes to Results Report:

*Due to the ongoing COVID-19 Pandemic, court numbers are historically low due to fewer tickets being issued and the cancellation of numerous court sessions.

** Includes the new Community Docket Program which will not be included in this total going forward.

*** Disposition Rate is higher than normal due to clearing more old cases than new cases coming in.

DIVISION SUMMARY

10121135 JUVENILE PROGRAMS

MISSION:

The mission of the Juvenile Program of the Municipal Criminal Court is to promote education, prevention and accountability for juvenile offenders rather than punishment only thereby deterring behaviors that could lead to mor serious offenses causing them to become more deeply involved in the justice system.

DESCRIPTION:

The Juvenile Program provides juvenile offenders an opportunity to give back to their community through community service and make them more accountable for their actions by promoting education and prevention programs. These programs have been developed to support intervention efforts aimed at deterring at-risk youth from possible re-offending and assist them in becoming productive citizens.

PERSONNEL:

	FYE 22 ACTUAL	FYE 23 ORIGINAL	FYE 23 REVISED	FYE 24 PROPOSED	FYE 24 ADOPTED
Full-time Positions	0	0	0	0	0
Part-time Positions	<u>1</u>	<u>1</u>	<u>1</u>	<u>1</u>	<u>1</u>
Total Budgeted Positions	<u>1</u>	<u>1</u>	<u>1</u>	<u>1</u>	<u>1</u>

EXPENDITURES:

	FYE 22 ACTUAL	FYE 23 ORIGINAL	FYE 23 REVISED	FYE 24 PROPOSED	FYE 24 ADOPTED
Salaries & Benefits	\$ 20,008	\$ 30,958	\$ 30,958	\$ 15,950	\$ 15,950
Supplies & Materials	\$ -	\$ 3,570	\$ 3,570	\$ 3,570	\$ 3,570
Services & Maintenance	\$ 3,024	\$ 8,403	\$ 8,403	\$ 8,113	\$ 8,113
Internal Services	\$ -	\$ 100	\$ 100	\$ 100	\$ 100
Capital Equipment	\$ -	\$ -	\$ -	\$ -	\$ -
Subtotal	<u>\$ 23,032</u>	<u>\$ 43,031</u>	<u>\$ 43,031</u>	<u>\$ 27,733</u>	<u>\$ 27,733</u>
Capital Projects	\$ -	\$ -	\$ -	\$ -	\$ -
Cost Allocations	\$ -	\$ -	\$ -	\$ -	\$ -
Debt Service	\$ -	\$ -	\$ -	\$ -	\$ -
Interfund Transfers	<u>\$ -</u>	<u>\$ -</u>	<u>\$ -</u>	<u>\$ -</u>	<u>\$ -</u>
Subtotal	<u>\$ -</u>	<u>\$ -</u>	<u>\$ -</u>	<u>\$ -</u>	<u>\$ -</u>
Division Total	<u><u>\$ 23,032</u></u>	<u><u>\$ 43,031</u></u>	<u><u>\$ 43,031</u></u>	<u><u>\$ 27,733</u></u>	<u><u>\$ 27,733</u></u>

**DIVISION SERVICE EFFORTS
AND ACCOMPLISHMENTS**
JUVENILE PROGRAMS

GOALS:

- Deter further development of delinquent behaviors
 - Partner with agencies that provide early intervention programs
 - Educate teens and parents on the effects of substance abuse
-

OBJECTIVES:

- Provide community service opportunities
 - Refer to intervention services and counseling provided by Crossroads Youth and Family Services
 - Utilize drug testing provided by Innovative Court Solutions
 - Require participation in addiction information and counseling services provided by the Virtue Center
-

PERFORMANCE MEASUREMENTS - RESULTS REPORT:

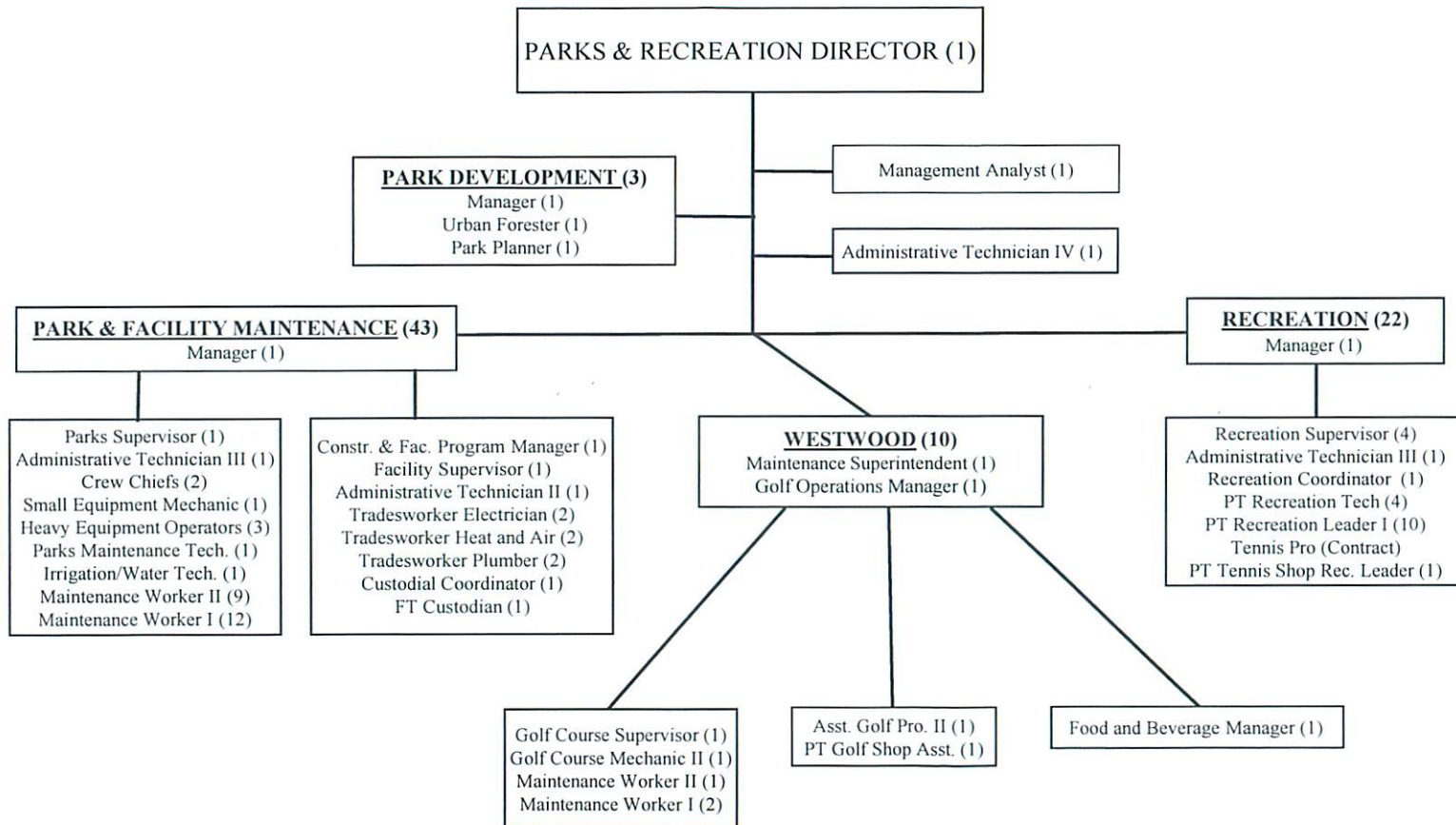
	FYE 21 ACTUAL	FYE 22 ACTUAL	PLAN	FYE 23 ESTIMATE	FYE 24 PROJECTED
PERFORMANCE INDICATORS:					
Number of community service opportunities	40	85	37	63	60
Number of juveniles referred to intervention counseling	11	34	20	7	10
Number of juveniles referred to drug testing	18	24	20	24	25
Number of juveniles referred to drug counseling	11	16	17	21	25

Notes to Results Report:

Citations are not being issued to juveniles for smoking. Accordingly, there are no referrals to the TEG Program.

PARKS & RECREATION DEPARTMENT

81 EMPLOYEES



DEPARTMENT SUMMARY

TOTAL PARKS DEPARTMENT

MISSION:

The Parks and Recreation Department is committed to providing accessible, attractive, enjoyable and safe park facilities and recreational activities for the citizens of Norman.

DESCRIPTION:

The Parks and Recreation Department is responsible for the management of the park system, recreational facilities and programs and the Westwood Park Complex. Management of the system includes the overall budget, accounting, purchasing, representation on City Boards and Commissions, representation to outside agencies, and the direction of the department in providing safe and enjoyable leisure activities and space for the citizens of Norman.

PERSONNEL:

	FYE 22 ACTUAL	FYE 23 ORIGINAL	FYE 23 REVISED	FYE 24 PROPOSED	FYE 24 ADOPTED
Full-time Positions	55	55	55	56	56
Part-time Positions	<u>17</u>	<u>18</u>	<u>14</u>	<u>15</u>	<u>15</u>
Total Budgeted Positions	<u>72</u>	<u>73</u>	<u>69</u>	<u>71</u>	<u>71</u>

EXPENDITURES:

	FYE 22 ACTUAL	FYE 23 ORIGINAL	FYE 23 REVISED	FYE 24 PROPOSED	FYE 24 ADOPTED
Salaries & Benefits	\$ 4,542,864	\$ 4,775,207	\$ 4,707,455	\$ 5,218,241	\$ 5,218,241
Supplies & Materials	\$ 630,539	\$ 679,812	\$ 720,747	\$ 766,537	\$ 766,537
Services & Maintenance	\$ 982,284	\$ 1,315,111	\$ 1,341,928	\$ 1,774,786	\$ 1,774,786
Internal Services	\$ 375,018	\$ 418,182	\$ 418,182	\$ 493,734	\$ 493,734
Capital Equipment	<u>\$ 154,010</u>	<u>\$ 205,456</u>	<u>\$ 205,456</u>	<u>\$ 1,161,274</u>	<u>\$ 1,161,274</u>
Subtotal	<u>\$ 6,684,715</u>	<u>\$ 7,393,768</u>	<u>\$ 7,393,768</u>	<u>\$ 9,414,572</u>	<u>\$ 9,414,572</u>
Capital Projects	\$ -	\$ -	\$ -	\$ -	\$ -
Cost Allocations	\$ -	\$ -	\$ -	\$ -	\$ -
Debt Service	\$ -	\$ -	\$ -	\$ -	\$ -
Interfund Transfers	<u>\$ -</u>	<u>\$ -</u>	<u>\$ -</u>	<u>\$ -</u>	<u>\$ -</u>
Subtotal	<u>\$ -</u>	<u>\$ -</u>	<u>\$ -</u>	<u>\$ -</u>	<u>\$ -</u>
Department Total	<u>\$ 6,684,715</u>	<u>\$ 7,393,768</u>	<u>\$ 7,393,768</u>	<u>\$ 9,414,572</u>	<u>\$ 9,414,572</u>

DIVISION SUMMARY

10770370 ADMINISTRATION

MISSION:

The Parks and Recreation Administration Division is committed to professional leadership and direction of all divisions of the department.

DESCRIPTION:

The Parks and Recreation Administration Division is responsible for the department's short and long range capital projects planning, administration of the department's budget, the effective distribution of the department's resources and professional guidance to each division.

PERSONNEL:

	FYE 22 ACTUAL	FYE 23 ORIGINAL	FYE 23 REVISED	FYE 24 PROPOSED	FYE 24 ADOPTED
Full-time Positions	5	3	3	3	3
Part-time Positions	0	0	0	0	0
Total Budgeted Positions	<u>5</u>	<u>3</u>	<u>3</u>	<u>3</u>	<u>3</u>

EXPENDITURES:

	FYE 22 ACTUAL	FYE 23 ORIGINAL	FYE 23 REVISED	FYE 24 PROPOSED	FYE 24 ADOPTED
Salaries & Benefits	\$ 424,805	\$ 321,957	\$ 321,957	\$ 365,520	\$ 365,520
Supplies & Materials	\$ 5,010	\$ 4,897	\$ 6,832	\$ 4,897	\$ 4,897
Services & Maintenance	\$ 279,314	\$ 252,565	\$ 250,630	\$ 357,956	\$ 357,956
Internal Services	\$ 22,071	\$ 23,296	\$ 23,296	\$ 31,654	\$ 31,654
Capital Equipment	\$ -	\$ 8,000	\$ 8,000	\$ -	\$ -
Subtotal	<u>\$ 731,200</u>	<u>\$ 610,715</u>	<u>\$ 610,715</u>	<u>\$ 760,027</u>	<u>\$ 760,027</u>
Capital Projects	\$ -	\$ -	\$ -	\$ -	\$ -
Cost Allocations	\$ -	\$ -	\$ -	\$ -	\$ -
Debt Service	\$ -	\$ -	\$ -	\$ -	\$ -
Interfund Transfers	\$ -	\$ -	\$ -	\$ -	\$ -
Subtotal	<u>\$ -</u>	<u>\$ -</u>	<u>\$ -</u>	<u>\$ -</u>	<u>\$ -</u>
Division Total	<u>\$ 731,200</u>	<u>\$ 610,715</u>	<u>\$ 610,715</u>	<u>\$ 760,027</u>	<u>\$ 760,027</u>

DIVISION SERVICE EFFORTS AND ACCOMPLISHMENTS

ADMINISTRATION

GOALS:

- To provide leadership ensuring the successful operation of each division of the Parks and Recreation Department in the execution of their goals and objectives.
-

OBJECTIVES:

- To provide leadership and guidance to each division of the Parks and Recreation Department.
 - To administer resource allocation for each division.
 - To provide direction for the department as a whole.
-

PERFORMANCE MEASUREMENTS - RESULTS REPORT:

	FYE 21 ACTUAL	FYE 22 ACTUAL	FYE 23 PLAN	FYE 23 ESTIMATE	FYE 24 PROJECTED
PERFORMANCE INDICATORS:					
Westwood Pool participants	94,000	125,000	120,000	120,000	125,000
Westwood Golf participants	36,553	38,257	34,689	36,836	37,204
Park development participants	50	50	115	125	140
Recreation Programs participants	31,164	42,547	40,000	40,000	45,000
Senior Center participants	3,200	4,000	8,000	8,000	9,000
Total number of participants in activities listed above	164,967	209,854	202,804	204,961	216,344

DIVISION SUMMARY

10770131 FACILITY CUSTODIAL SERVICES

MISSION:

- Provide a safe, clean environment for the employees and citizens of Norman.

DESCRIPTION:

- Oversee in-house custodial services for the City of Norman Complex.
- Stock cleaning supplies and dispense from warehouse to City Facilities.
- Perform custodial setup work as needed.

PERSONNEL:

	FYE 22 ACTUAL	FYE 23 ORIGINAL	FYE 23 REVISED	FYE 24 PROPOSED	FYE 24 ADOPTED
Full-time Positions	2	2	2	2	2
Part-time Positions	4	4	0	0	0
Total Budgeted Positions	<u>6</u>	<u>6</u>	<u>2</u>	<u>2</u>	<u>2</u>

EXPENDITURES:

	FYE 22 ACTUAL	FYE 23 ORIGINAL	FYE 23 REVISED	FYE 24 PROPOSED	FYE 24 ADOPTED
Salaries & Benefits	\$ 195,377	\$ 211,420	\$ 143,668	\$ 138,367	\$ 138,367
Supplies & Materials	\$ 61,012	\$ 58,053	\$ 68,053	\$ 57,647	\$ 57,647
Services & Maintenance	\$ 388	\$ 400	\$ 400	\$ 400	\$ 400
Internal Services	\$ 3,532	\$ 4,748	\$ 4,748	\$ 8,391	\$ 8,391
Capital Equipment	\$ -	\$ -	\$ -	\$ -	\$ -
Subtotal	<u>\$ 260,309</u>	<u>\$ 274,621</u>	<u>\$ 216,869</u>	<u>\$ 204,805</u>	<u>\$ 204,805</u>
Capital Projects	\$ -	\$ -	\$ -	\$ -	\$ -
Cost Allocations	\$ -	\$ -	\$ -	\$ -	\$ -
Debt Service	\$ -	\$ -	\$ -	\$ -	\$ -
Interfund Transfers	\$ -	\$ -	\$ -	\$ -	\$ -
Subtotal	<u>\$ -</u>	<u>\$ -</u>	<u>\$ -</u>	<u>\$ -</u>	<u>\$ -</u>
Division Total	<u>\$ 260,309</u>	<u>\$ 274,621</u>	<u>\$ 216,869</u>	<u>\$ 204,805</u>	<u>\$ 204,805</u>

**DIVISION SERVICE EFFORTS
AND ACCOMPLISHMENTS**
FACILITY CUSTODIAL SERVICES

GOALS:

- Plan and coordinate custodial functions that have minimal disruption during working hours.
 - Implement an inventory control system for custodial supplies.
-

OBJECTIVES:

- Monitor custodial work in Municipal Complex and the library to make sure a high degree of building cleanliness is provided.
 - Monitor supplies dispensed to make sure waste is at a minimum.
-

PERFORMANCE MEASUREMENTS - RESULTS REPORT:

	FYE 21 ACTUAL	FYE 22 ACTUAL	FYE 23 PLAN	FYE 23 ESTIMATE	FYE 24 PROJECTED
PERFORMANCE INDICATORS:					
Percentage of time products are available	100%	100%	100%	95%	95%
Number of work orders processed for daytime activities	840	708	880	900	980

DIVISION SUMMARY

10770430 FACILITIES MAINTENANCE ADMINISTRATION

MISSION:

- Provide administrative and technical support to the Facilities Maintenance Division.
- Assist and provide technical support to all departments and divisions.

DESCRIPTION:

- Provide quality maintenance and repair services for all City facilities, insure quality custodial and warehouse supplies service.
- Supervise Division operations, write specifications and contracts for outside services and act as Project Manager representing the City of Norman.
- Provide technical and administrative support to this Department and assist all departments and divisions throughout the City.

PERSONNEL:

	FYE 22 ACTUAL	FYE 23 ORIGINAL	FYE 23 REVISED	FYE 24 PROPOSED	FYE 24 ADOPTED
Full-time Positions	2	2	2	2	2
Part-time Positions	0	0	0	0	0
Total Budgeted Positions	<u>2</u>	<u>2</u>	<u>2</u>	<u>2</u>	<u>2</u>

EXPENDITURES:

	FYE 22 ACTUAL	FYE 23 ORIGINAL	FYE 23 REVISED	FYE 24 PROPOSED	FYE 24 ADOPTED
Salaries & Benefits	\$ 113,752	\$ 82,325	\$ 82,325	\$ 151,826	\$ 151,826
Supplies & Materials	\$ 739	\$ 11,469	\$ 2,469	\$ 11,555	\$ 11,555
Services & Maintenance	\$ 20,252	\$ 186,798	\$ 244,550	\$ 328,520	\$ 328,520
Internal Services	\$ 2,834	\$ 3,471	\$ 3,471	\$ 5,647	\$ 5,647
Capital Equipment	\$ -	\$ 7,000	\$ 7,000	\$ -	\$ -
Subtotal	<u>\$ 137,577</u>	<u>\$ 291,063</u>	<u>\$ 339,815</u>	<u>\$ 497,548</u>	<u>\$ 497,548</u>
Capital Projects	\$ -	\$ -	\$ -	\$ -	\$ -
Cost Allocations	\$ -	\$ -	\$ -	\$ -	\$ -
Debt Service	\$ -	\$ -	\$ -	\$ -	\$ -
Interfund Transfers	\$ -	\$ -	\$ -	\$ -	\$ -
Subtotal	<u>\$ -</u>	<u>\$ -</u>	<u>\$ -</u>	<u>\$ -</u>	<u>\$ -</u>
Division Total	<u>\$ 137,577</u>	<u>\$ 291,063</u>	<u>\$ 339,815</u>	<u>\$ 497,548</u>	<u>\$ 497,548</u>

**DIVISION SERVICE EFFORTS
AND ACCOMPLISHMENTS**
FACILITY MAINTENANCE ADMINISTRATION

GOALS:

- Computerize records for day to day tasks with the ability to access this information for report and budget purposes.
 - Create a comprehensive assessment of the present condition of City facilities for immediate and future repair and replacement of equipment and maintenance.
 - Reduce repeat calls for the same repair work by instituting a program that emphasizes long term solution verses temporary repairs.
 - Incorporate sustainable energy and equipment practices.
 - Plan and schedule staff for optimal operation of repair and maintenance of City facilities.
 - Provide enough resources to the division to accomplish the mission.
-

OBJECTIVES:

- Plan and accomplish work, anticipate problems, become proactive instead of reactive.
-

PERFORMANCE MEASUREMENTS - RESULTS REPORT:

	FYE 21 ACTUAL	FYE 22 ACTUAL	FYE 23 PLAN	FYE 23 ESTIMATE	FYE 24 PROJECTED
PERFORMANCE INDICATORS:					
Response time to emergency repair measured in less than 4 hours	90%	95%	95%	100%	95%
Percentage of repeat calls for same problem	10%	10%	10%	15%	10%

DIVISION SUMMARY

10770132 FACILITY MAINTENANCE

MISSION:

- To service City facilities
- Complete repairs as requested with a high level of competence and safety
- Schedule preventative maintenance for City facilities in order to sustain cost effective maintenance and energy savings for the City of Norman

DESCRIPTION:

- Official custodian of all records belonging to the City
- Maintains quality maintenance for all City buildings, ball fields, tennis courts, water wells, lift stations, and storm sirens
- Administers repair and renovation projects for City facilities

PERSONNEL:

	FYE 22 ACTUAL	FYE 23 ORIGINAL	FYE 23 REVISED	FYE 24 PROPOSED	FYE 24 ADOPTED
Full-time Positions	6	6	6	7	7
Part-time Positions	<u>0</u>	<u>0</u>	<u>0</u>	<u>0</u>	<u>0</u>
Total Budgeted Positions	<u>6</u>	<u>6</u>	<u>6</u>	<u>7</u>	<u>7</u>

EXPENDITURES:

	FYE 22 ACTUAL	FYE 23 ORIGINAL	FYE 23 REVISED	FYE 24 PROPOSED	FYE 24 ADOPTED
Salaries & Benefits	\$ 545,141	\$ 567,992	\$ 567,992	\$ 738,989	\$ 738,989
Supplies & Materials	\$ 101,059	\$ 69,211	\$ 86,211	\$ 90,519	\$ 90,519
Services & Maintenance	\$ 75,569	\$ 82,707	\$ 84,707	\$ 125,110	\$ 125,110
Internal Services	\$ 9,834	\$ 11,184	\$ 11,184	\$ 14,607	\$ 14,607
Capital Equipment	\$ -	\$ 2,000	\$ 2,000	\$ 79,074	\$ 79,074
Subtotal	<u>\$ 731,603</u>	<u>\$ 733,094</u>	<u>\$ 752,094</u>	<u>\$ 1,048,299</u>	<u>\$ 1,048,299</u>
 Division Total	 <u>\$ 731,603</u>	 <u>\$ 733,094</u>	 <u>\$ 752,094</u>	 <u>\$ 1,048,299</u>	 <u>\$ 1,048,299</u>

**DIVISION SERVICE EFFORTS
AND ACCOMPLISHMENTS**
FACILITY MAINTENANCE

GOALS:

- Provide quality maintenance and repair service to City facilities.
 - Assist all City departments and divisions in new and remodel projects.
 - Accomplish work in a timely manner.
 - Provide technical assistance to management to make informed decisions.
 - Work in a safe and Code compliant manner.
-

OBJECTIVES:

- Plan and accomplish work, anticipate problems, become proactive instead of reactive.
-

PERFORMANCE MEASUREMENTS - RESULTS REPORT:

	FYE 21	FYE 22	FYE 23		FYE 24
	ACTUAL	ACTUAL	PLAN	ESTIMATE	PROJECTED
PERFORMANCE INDICATORS:					
Total Work orders requested	2,397	3,783	3,350	3,660	4,100
HVAC work orders requested	587	1,350	800	1,200	1,300
Electrical work orders requested	1,148	1,468	1,200	1,300	1,500
Plumbing work orders requested	608	680	1,000	780	1,000
Misc. work orders requested	54	285	350	320	300

DIVISION SUMMARY

10770271 PARK DEVELOPMENT

MISSION:

To improve and preserve the City of Norman's tree canopy for appearance, safety and environmental purposes.

DESCRIPTION:

The Forestry Division administers planting programs and community forestry projects according to the community forestry plan and assists in a multiplicity of urban forestry activities interacting with other City departments, utility companies, State and Federal granting agencies and the citizens of Norman.

PERSONNEL:

	FYE 22 ACTUAL	FYE 23 ORIGINAL	FYE 23 REVISED	FYE 24 PROPOSED	FYE 24 ADOPTED
Full-time Positions	1	3	3	3	3
Part-time Positions	0	0	0	0	0
Total Budgeted Positions	<u>1</u>	<u>3</u>	<u>3</u>	<u>3</u>	<u>3</u>

EXPENDITURES:

	FYE 22 ACTUAL	FYE 23 ORIGINAL	FYE 23 REVISED	FYE 24 PROPOSED	FYE 24 ADOPTED
Salaries & Benefits	\$ 58,614	\$ 190,659	\$ 190,659	\$ 190,485	\$ 190,485
Supplies & Materials	\$ 22,538	\$ 26,462	\$ 26,462	\$ 25,786	\$ 25,786
Services & Maintenance	\$ 34,538	\$ 41,068	\$ 41,068	\$ 48,268	\$ 48,268
Internal Services	\$ 7	\$ 181	\$ 181	\$ 490	\$ 490
Capital Equipment	\$ -	\$ -	\$ -	\$ -	\$ -
Subtotal	<u>\$ 115,697</u>	<u>\$ 258,370</u>	<u>\$ 258,370</u>	<u>\$ 265,029</u>	<u>\$ 265,029</u>
Capital Projects	\$ -	\$ -	\$ -	\$ -	\$ -
Cost Allocations	\$ -	\$ -	\$ -	\$ -	\$ -
Debt Service	\$ -	\$ -	\$ -	\$ -	\$ -
Interfund Transfers	\$ -	\$ -	\$ -	\$ -	\$ -
Subtotal	<u>\$ -</u>	<u>\$ -</u>	<u>\$ -</u>	<u>\$ -</u>	<u>\$ -</u>
Division Total	<u>\$ 115,697</u>	<u>\$ 258,370</u>	<u>\$ 258,370</u>	<u>\$ 265,029</u>	<u>\$ 265,029</u>

DIVISION SERVICE EFFORTS AND ACCOMPLISHMENTS

PARK DEVELOPMENT

GOALS:

- Implement the Community Forest Management Plan; follow recommended priority removals, pruning, replacement and maintenance schedule.
 - Promote and provide urban forestry public education opportunities.
 - Maintain public urban forest health.
 - Collaborate with all City departments, State agencies and non-profit organizations to enhance and improve the urban forest.
-

OBJECTIVES:

- Obtain required funding to follow recommended schedule of removals, pruning and replacement.
 - Provide workshops, volunteer opportunities and special events that teach proper care and maintenance of the tree canopy.
 - Implement maintenance schedule of all public trees.
 - Increase efforts for new planting opportunities; neighborhoods, green spaces, public schools, parks and open spaces.
-

PERFORMANCE MEASUREMENTS - RESULTS REPORT:

	FYE 21 ACTUAL	FYE 22 ACTUAL	FYE 23 PLAN	ESTIMATE	FYE 24 PROJECTED
PERFORMANCE INDICATORS:					
Hazardous Tree Removals	10	15	15	20	10
Number of volunteers during the Earth Day Festival	**				150
Number of Trees planted through the Norman Forward Initiative and other City Projects	191	150	200	150	250
Number of citizen advised regarding tree issues: civic groups and individuals	1,000	40	50	50	30
Number of tree protection plans for developers	3	5	5	5	5
Number of parks inventoried	3	3	40	40	25

Notes to results report: There was no official forester until FYE20

**COVID-19 affected these numbers

DIVISION SUMMARY

10770284 PARK BOARD

MISSION:

The mission of the Board of Parks Commissioners is to assist the Parks and Recreation Department in providing accessible, attractive, enjoyable and safe park facilities and recreational activities to the citizens of Norman.

DESCRIPTION:

The Norman Board of Parks Commissioners is a board organized for the purpose of considering and investigating any matter affecting the development and betterment of park and recreational facilities and policies pertaining thereto, and to make recommendations as it may deem advisable to the City Council concerning the same. It is responsible for making recommendations to the City Council regarding a system of supervised recreation. The Board is specifically authorized to make recommendations to the City concerning the recreation programs and policies of the City.

PERSONNEL:

	FYE 22 ACTUAL	FYE 23 ORIGINAL	FYE 23 REVISED	FYE 24 PROPOSED	FYE 24 ADOPTED
Full-time Positions	0	0	0	0	0
Part-time Positions	<u>0</u>	<u>0</u>	<u>0</u>	<u>0</u>	<u>0</u>
Total Budgeted Positions	<u>0</u>	<u>0</u>	<u>0</u>	<u>0</u>	<u>0</u>

EXPENDITURES:

	FYE 22 ACTUAL	FYE 23 ORIGINAL	FYE 23 REVISED	FYE 24 PROPOSED	FYE 24 ADOPTED
Salaries & Benefits	\$ -	\$ -	\$ -	\$ -	\$ -
Supplies & Materials	\$ 758	\$ 686	\$ 686	\$ 686	\$ 686
Services & Maintenance	\$ -	\$ 81	\$ 81	\$ 81	\$ 81
Internal Services	\$ -	\$ -	\$ -	\$ -	\$ -
Capital Equipment	\$ -	\$ -	\$ -	\$ -	\$ -
Subtotal	<u>\$ 758</u>	<u>\$ 767</u>	<u>\$ 767</u>	<u>\$ 767</u>	<u>\$ 767</u>
Capital Projects	\$ -	\$ -	\$ -	\$ -	\$ -
Cost Allocations	\$ -	\$ -	\$ -	\$ -	\$ -
Debt Service	\$ -	\$ -	\$ -	\$ -	\$ -
Interfund Transfers	\$ -	\$ -	\$ -	\$ -	\$ -
Subtotal	<u>\$ -</u>	<u>\$ -</u>	<u>\$ -</u>	<u>\$ -</u>	<u>\$ -</u>
Division Total	<u>\$ 758</u>	<u>\$ 767</u>	<u>\$ 767</u>	<u>\$ 767</u>	<u>\$ 767</u>

DIVISION SUMMARY

10770410 PARKS MAINTENANCE

MISSION:

The mission of the Parks Maintenance Division is to provide a park system in Norman, which is accessible, safe and enjoyable to the general public.

DESCRIPTION:

The Parks Maintenance Division is responsible for providing development and maintenance of the City's parks, recreation facility grounds, athletic fields, public grounds, as well as grounds at other City owned properties. These areas are maintained to aesthetically reflect community identity, enrich the quality of life and provide open space for leisure time activities.

PERSONNEL:

	FYE 22 ACTUAL	FYE 23 ORIGINAL	FYE 23 REVISED	FYE 24 PROPOSED	FYE 24 ADOPTED
Full-time Positions	32	32	32	32	32
Part-time Positions	<u>0</u>	<u>0</u>	<u>0</u>	<u>0</u>	<u>0</u>
Total Budgeted Positions	<u>32</u>	<u>32</u>	<u>32</u>	<u>32</u>	<u>32</u>

EXPENDITURES:

	FYE 22 ACTUAL	FYE 23 ORIGINAL	FYE 23 REVISED	FYE 24 PROPOSED	FYE 24 ADOPTED
Salaries & Benefits	\$ 2,139,261	\$ 2,369,225	\$ 2,369,225	\$ 2,548,813	\$ 2,548,813
Supplies & Materials	\$ 245,418	\$ 298,480	\$ 283,480	\$ 364,248	\$ 364,248
Services & Maintenance	\$ 136,234	\$ 244,265	\$ 254,265	\$ 310,877	\$ 310,877
Internal Services	\$ 249,736	\$ 275,390	\$ 275,390	\$ 320,376	\$ 320,376
Capital Equipment	<u>\$ 112,300</u>	<u>\$ 132,612</u>	<u>\$ 132,612</u>	<u>\$ 1,028,700</u>	<u>\$ 1,028,700</u>
Subtotal	<u>\$ 2,882,949</u>	<u>\$ 3,319,972</u>	<u>\$ 3,314,972</u>	<u>\$ 4,573,014</u>	<u>\$ 4,573,014</u>
Capital Projects	\$ -	\$ -	\$ -	\$ -	\$ -
Cost Allocations	\$ -	\$ -	\$ -	\$ -	\$ -
Debt Service	\$ -	\$ -	\$ -	\$ -	\$ -
Interfund Transfers	<u>\$ -</u>	<u>\$ -</u>	<u>\$ -</u>	<u>\$ -</u>	<u>\$ -</u>
Subtotal	<u>\$ -</u>	<u>\$ -</u>	<u>\$ -</u>	<u>\$ -</u>	<u>\$ -</u>
Division Total	<u>\$ 2,882,949</u>	<u>\$ 3,319,972</u>	<u>\$ 3,314,972</u>	<u>\$ 4,573,014</u>	<u>\$ 4,573,014</u>

**DIVISION SERVICE EFFORTS
AND ACCOMPLISHMENTS**
PARKS MAINTENANCE

GOALS:

- To maintain outdoor recreational facilities in an aesthetically pleasing, orderly and safe manner.
 - To develop and continue to renew a five-year maintenance plan for the entire park system.
 - To assure a recreational climate beneficial to the physical and mental health and safety of all citizens.
 - To provide a variety of recreation and leisure facilities throughout the park system.
-

OBJECTIVES:

- To provide maintenance on a regular basis to City parks and grounds.
 - To offer a wide range of recreational and leisure activities within the park system.
-

PERFORMANCE MEASUREMENTS - RESULTS REPORT:

	FYE 21 ACTUAL	FYE 22 ACTUAL	FYE 23 PLAN	FYE 24 ESTIMATE	FYE 24 PROJECTED
PERFORMANCE INDICATORS:					
Weekly mowing, playground inspection/ maintenance, athletic field maintenance frequency	90%	90%	90%	90%	90%
On the job injuries	2	2	0	0	0

DIVISION SUMMARY

10770421 RECREATION ADMINISTRATION

MISSION:

The Recreation Administration Division is committed to providing quality recreational services through programs for both passive and active users of all ages. This is accomplished through teamwork, respect and communication.

DESCRIPTION:

The Recreation Administration Division operates six facilities aimed at target groups of citizens. These centers include: one Senior Citizens Center, two recreational centers attached to middle schools (Whittier and Irving), one agency based community center (Little Axe), one garden, dance and exercise center (Reaves) and one multi-purpose center (12th Avenue). These centers not only provide recreational opportunities through their programming, but also offer rental space for meetings, parties and special events.

PERSONNEL:

	FYE 22 ACTUAL	FYE 23 ORIGINAL	FYE 23 REVISED	FYE 24 PROPOSED	FYE 24 ADOPTED
Full-time Positions	3	3	4	5	5
Part-time Positions	1	2	2	3	3
Total Budgeted Positions	<u>4</u>	<u>5</u>	<u>6</u>	<u>8</u>	<u>8</u>

EXPENDITURES:

	FYE 22 ACTUAL	FYE 23 ORIGINAL	FYE 23 REVISED	FYE 24 PROPOSED	FYE 24 ADOPTED
Salaries & Benefits	\$ 391,353	\$ 373,144	\$ 373,144	\$ 619,005	\$ 619,005
Supplies & Materials	\$ 125,365	\$ 138,826	\$ 174,826	\$ 139,471	\$ 139,471
Services & Maintenance	\$ 356,806	\$ 434,700	\$ 393,700	\$ 564,016	\$ 564,016
Internal Services	\$ 74,462	\$ 87,156	\$ 87,156	\$ 100,447	\$ 100,447
Capital Equipment	\$ 41,710	\$ 53,844	\$ 53,844	\$ 51,500	\$ 51,500
Subtotal	<u>\$ 989,696</u>	<u>\$ 1,087,670</u>	<u>\$ 1,082,670</u>	<u>\$ 1,474,439</u>	<u>\$ 1,474,439</u>
Capital Projects	\$ -	\$ -	\$ -	\$ -	\$ -
Cost Allocations	\$ -	\$ -	\$ -	\$ -	\$ -
Debt Service	\$ -	\$ -	\$ -	\$ -	\$ -
Interfund Transfers	\$ -	\$ -	\$ -	\$ -	\$ -
Subtotal	<u>\$ -</u>	<u>\$ -</u>	<u>\$ -</u>	<u>\$ -</u>	<u>\$ -</u>
Division Total	<u><u>\$ 989,696</u></u>	<u><u>\$ 1,087,670</u></u>	<u><u>\$ 1,082,670</u></u>	<u><u>\$ 1,474,439</u></u>	<u><u>\$ 1,474,439</u></u>

**DIVISION SERVICE EFFORTS
AND ACCOMPLISHMENTS**
RECREATION ADMINISTRATION

GOALS:

- To meet the needs of the citizens of Norman by offering quality programs and facilities and special events.
-

OBJECTIVES:

- To inform the community of the myriad of recreational opportunities offered through the Parks and Recreation Department through brochures, newspaper advertisements and banners.
 - To involve as many citizens as possible in both active and passive recreational activities that are offered through our recreation centers.
 - To implement new programs according to citizen requests and new industry trends.
-

PERFORMANCE MEASUREMENTS - RESULTS REPORT:

	FYE 21	FYE 22	FYE 23		FYE 24	
	ACTUAL	ACTUAL	PLAN	ESTIMATE	PROJECTED	
PERFORMANCE INDICATORS:						
Attendance at six recreation centers for both fee and non-fee activities	31,000	41,000	40,000	40,000	40,000	
Tennis lessons, open court and tournament participants	22,000	32,273	35,000	35,000	40,000	
Daddy-Daughter Dance participants	1,600	4,000	4,000	4,000	4,100	
Child Care revenue	\$ 125,326	\$ 164,102	\$ 130,000	\$ 130,000	\$ 165,000	
Annual Senior Fee Programs revenue	\$ 900	\$ 1,649	\$ 1,500	\$ 1,500	\$ 1,500	
Annual Participants including Congregate Meals and Special Events	2,500	1,500	5,000	5,000	5,000	
Total recreation revenue	\$ 126,226	\$ 157,635	\$ 165,000	\$ 165,000	\$ 220,000	

DIVISION SUMMARY

10770425 12th AVENUE RECREATION CENTER

MISSION:

The Recreation Administration Division is committed to providing quality recreational services through programs for both passive and active users of all ages. This is accomplished through teamwork, respect and communication.

DESCRIPTION:

The 12th Avenue Recreation Center is a multi-purpose center. This center not only provides recreational opportunities through their programming, but also offers rental space for meetings, parties and special events.

PERSONNEL:

	FYE 22 ACTUAL	FYE 23 ORIGINAL	FYE 23 REVISED	FYE 24 PROPOSED	FYE 24 ADOPTED
Full-time Positions	1	1	0	1	1
Part-time Positions	4	4	4	4	4
Total Budgeted Positions	5	5	4	5	5

EXPENDITURES:

	FYE 22 ACTUAL	FYE 23 ORIGINAL	FYE 23 REVISED	FYE 24 PROPOSED	FYE 24 ADOPTED
Salaries & Benefits	\$ 206,360	\$ 185,872	\$ 185,872	\$ 187,775	\$ 187,775
Supplies & Materials	\$ 18,995	\$ 19,300	\$ 19,300	\$ 19,300	\$ 19,300
Services & Maintenance	\$ 13,710	\$ 14,300	\$ 14,300	\$ 14,300	\$ 14,300
Internal Services	\$ -	\$ -	\$ -	\$ -	\$ -
Capital Equipment	\$ -	\$ -	\$ -	\$ -	\$ -
Subtotal	<u>\$ 239,065</u>	<u>\$ 219,472</u>	<u>\$ 219,472</u>	<u>\$ 221,375</u>	<u>\$ 221,375</u>
Capital Projects	\$ -	\$ -	\$ -	\$ -	\$ -
Cost Allocations	\$ -	\$ -	\$ -	\$ -	\$ -
Debt Service	\$ -	\$ -	\$ -	\$ -	\$ -
Interfund Transfers	\$ -	\$ -	\$ -	\$ -	\$ -
Subtotal	<u>\$ -</u>	<u>\$ -</u>	<u>\$ -</u>	<u>\$ -</u>	<u>\$ -</u>
Division Total	<u>\$ 239,065</u>	<u>\$ 219,472</u>	<u>\$ 219,472</u>	<u>\$ 221,375</u>	<u>\$ 221,375</u>

DIVISION SUMMARY

10770127 CHILDCARE

MISSION:

The Recreation Administration Division is committed to providing quality recreational services through programs for both passive and active users of all ages. This is accomplished through teamwork, respect and communication.

DESCRIPTION:

The Childcare division is comprised of the Whittier Recreation Center and Irving Recreation Center. These centers provide recreational opportunities through their programming, and offer rental space for meetings, parties and special events.

PERSONNEL:

	FYE 22 ACTUAL	FYE 23 ORIGINAL	FYE 23 REVISED	FYE 24 PROPOSED	FYE 24 ADOPTED
Full-time Positions	2	2	2	1	1
Part-time Positions	8	8	8	8	8
Total Budgeted Positions	<u>10</u>	<u>10</u>	<u>10</u>	<u>9</u>	<u>9</u>

EXPENDITURES:

	FYE 22 ACTUAL	FYE 23 ORIGINAL	FYE 23 REVISED	FYE 24 PROPOSED	FYE 24 ADOPTED
Salaries & Benefits	\$ 365,924	\$ 384,334	\$ 384,334	\$ 275,863	\$ 275,863
Supplies & Materials	\$ 45,725	\$ 48,500	\$ 48,500	\$ 48,500	\$ 48,500
Services & Maintenance	\$ 45,300	\$ 39,000	\$ 39,000	\$ 8,000	\$ 8,000
Internal Services	\$ -	\$ -	\$ -	\$ -	\$ -
Capital Equipment	\$ -	\$ -	\$ -	\$ -	\$ -
Subtotal	<u>\$ 456,949</u>	<u>\$ 471,834</u>	<u>\$ 471,834</u>	<u>\$ 332,363</u>	<u>\$ 332,363</u>
Capital Projects	\$ -	\$ -	\$ -	\$ -	\$ -
Cost Allocations	\$ -	\$ -	\$ -	\$ -	\$ -
Debt Service	\$ -	\$ -	\$ -	\$ -	\$ -
Interfund Transfers	\$ -	\$ -	\$ -	\$ -	\$ -
Subtotal	<u>\$ -</u>	<u>\$ -</u>	<u>\$ -</u>	<u>\$ -</u>	<u>\$ -</u>
Division Total	<u>\$ 456,949</u>	<u>\$ 471,834</u>	<u>\$ 471,834</u>	<u>\$ 332,363</u>	<u>\$ 332,363</u>

DIVISION SUMMARY

10770323 SENIOR CITIZENS CENTER

MISSION:

To provide quality programs in a safe and caring environment for citizens 55 years of age and older.

DESCRIPTION:

The Senior Citizens Program is housed in a tri-level, 12,000 square foot facility dedicated to the enjoyment and welfare of area senior citizens.

PERSONNEL:

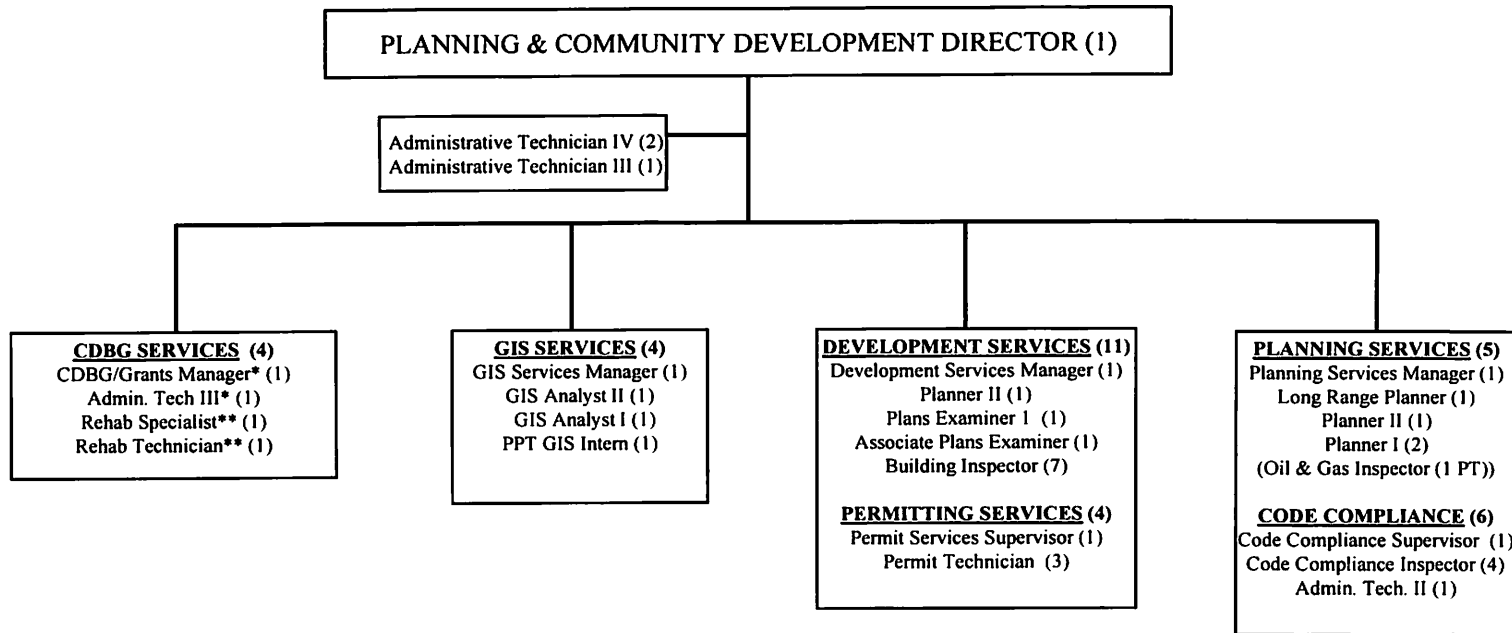
	FYE 22 ACTUAL	FYE 23 ORIGINAL	FYE 23 REVISED	FYE 24 PROPOSED	FYE 24 ADOPTED
Full-time Positions	1	1	1	0	0
Part-time Positions	0	0	0	0	0
Total Budgeted Positions³	<u>1</u>	<u>1</u>	<u>1</u>	<u>0</u>	<u>0</u>

EXPENDITURES:

	FYE 22 ACTUAL	FYE 23 ORIGINAL	FYE 23 REVISED	FYE 24 PROPOSED	FYE 24 ADOPTED
Salaries & Benefits	\$ 102,277	\$ 88,279	\$ 88,279	\$ 1,598	\$ 1,598
Supplies & Materials	\$ 3,920	\$ 3,928	\$ 3,928	\$ 3,928	\$ 3,928
Services & Maintenance	\$ 20,173	\$ 19,227	\$ 19,227	\$ 17,258	\$ 17,258
Internal Services	\$ 12,542	\$ 12,756	\$ 12,756	\$ 12,122	\$ 12,122
Capital Equipment	\$ -	\$ 2,000	\$ 2,000	\$ 2,000	\$ 2,000
Subtotal	<u>\$ 138,912</u>	<u>\$ 126,190</u>	<u>\$ 126,190</u>	<u>\$ 36,906</u>	<u>\$ 36,906</u>
Capital Projects	\$ -	\$ -	\$ -	\$ -	\$ -
Cost Allocations	\$ -	\$ -	\$ -	\$ -	\$ -
Debt Service	\$ -	\$ -	\$ -	\$ -	\$ -
Interfund Transfers	\$ -	\$ -	\$ -	\$ -	\$ -
Subtotal	<u>\$ -</u>	<u>\$ -</u>	<u>\$ -</u>	<u>\$ -</u>	<u>\$ -</u>
Division Total	<u><u>\$ 138,912</u></u>	<u><u>\$ 126,190</u></u>	<u><u>\$ 126,190</u></u>	<u><u>\$ 36,906</u></u>	<u><u>\$ 36,906</u></u>

PLANNING & COMMUNITY DEVELOPMENT

38 POSITIONS



* Two CDBG positions are funded in part from the General Fund and in part from the Community Development Fund. ** Two positions are funded entirely from the Community Development Fund.

DEPARTMENT SUMMARY

TOTAL PLANNING & DEVELOPMENT

MISSION:

The mission of the Department of Planning & Community Development is to develop, implement, and monitor a comprehensive urban planning process, emphasizing continuing interdepartmental cooperation and assistance in the preparation of plans and programs, to protect the health, safety, and welfare of the citizens of Norman through enforcement of City Codes.

DESCRIPTION:

The Department of Planning & Community Development provides support to the City Council, Planning Commission, Board of Adjustment, Historic District Commission, Greenbelt Commission, and Board of Appeals. The Department is responsible for developing and updating Chapter 22 – the Zoning Ordinance – and updating the Comprehensive Land Use Plan and other plans for the City. The Department reviews building permit applications, rezoning requests and subdivision of property while ensuring timely hearing of requests, which are reviewed by various Boards and the City Council. The Department is also responsible for enforcing various codes and ordinances related to the health, safety and welfare of citizens; updating all ordinances, which comprise the regulatory framework against which development proposals are evaluated. In addition, the Department is responsible for the administration of ordinances that affect the health, safety and welfare of citizens, and administration of federal grants related to housing and urban development.

PERSONNEL:

	FYE 22 ACTUAL	FYE 23 ORIGINAL	FYE 23 REVISED	FYE 24 PROPOSED	FYE 24 ADOPTED
Full-time Positions	32	32	33	33	33
Part-time Positions	0	0	0	1	1
Total Budgeted Positions	<u>32</u>	<u>32</u>	<u>33</u>	<u>34</u>	<u>34</u>

EXPENDITURES:

	FYE 22 ACTUAL	FYE 23 ORIGINAL	FYE 23 REVISED	FYE 24 PROPOSED	FYE 24 ADOPTED
Salaries & Benefits	\$ 3,215,589	\$ 3,368,065	\$ 3,368,065	\$ 3,761,840	\$ 3,761,840
Supplies & Materials	\$ 60,770	\$ 67,818	\$ 67,818	\$ 48,568	\$ 48,568
Services & Maintenance	\$ 234,525	\$ 417,135	\$ 417,135	\$ 438,465	\$ 438,465
Internal Services	\$ 163,775	\$ 178,464	\$ 178,464	\$ 208,155	\$ 208,155
Capital Equipment	\$ 2,540	\$ 27,405	\$ 27,405	\$ 21,000	\$ 21,000
Subtotal	<u>\$ 3,677,199</u>	<u>\$ 4,058,887</u>	<u>\$ 4,058,887</u>	<u>\$ 4,478,028</u>	<u>\$ 4,478,028</u>
Department Total	<u>\$ 3,677,199</u>	<u>\$ 4,058,887</u>	<u>\$ 4,058,887</u>	<u>\$ 4,478,028</u>	<u>\$ 4,478,028</u>

DIVISION SUMMARY

10440140 ADMINISTRATION

MISSION:

The mission of the Administration Division is to provide effective, efficient, and responsive services, and to account for the resources allocated to the Planning Services, Development Services, Code, Grants and GIS Services Divisions of the Department, and to provide support services to all divisions.

DESCRIPTION:

The Administration Division serves as the administrative head of the Department of Planning & Community Development, coordinating division functions to provide for the more efficient operation of the department and services to the citizens of Norman.

PERSONNEL:

	FYE 22 ACTUAL	FYE 23 ORIGINAL	FYE 23 REVISED	FYE 24 PROPOSED	FYE 24 ADOPTED
Full-time Positions	5	4	4	4	4
Part-time Positions	<u>0</u>	<u>0</u>	<u>0</u>	<u>0</u>	<u>0</u>
Total Budgeted Positions	<u>5</u>	<u>4</u>	<u>4</u>	<u>4</u>	<u>4</u>

EXPENDITURES:

	FYE 22 ACTUAL	FYE 23 ORIGINAL	FYE 23 REVISED	FYE 24 PROPOSED	FYE 24 ADOPTED
Salaries & Benefits	\$ 661,167	\$ 596,242	\$ 596,242	\$ 552,743	\$ 552,743
Supplies & Materials	\$ 15,934	\$ 4,068	\$ 4,068	\$ 4,198	\$ 4,198
Services & Maintenance	\$ 89,899	\$ 51,235	\$ 51,235	\$ 46,303	\$ 46,303
Internal Services	\$ 98,025	\$ 103,693	\$ 103,693	\$ 107,458	\$ 107,458
Capital Equipment	\$ -	\$ 5,905	\$ 6,033	\$ 11,000	\$ 11,000
Subtotal	<u>\$ 865,025</u>	<u>\$ 761,143</u>	<u>\$ 761,271</u>	<u>\$ 721,702</u>	<u>\$ 721,702</u>
Capital Projects	\$ -	\$ -	\$ -	\$ -	\$ -
Cost Allocations	\$ -	\$ -	\$ -	\$ -	\$ -
Debt Service	\$ -	\$ -	\$ -	\$ -	\$ -
Interfund Transfers	\$ -	\$ -	\$ -	\$ -	\$ -
Subtotal	<u>\$ -</u>	<u>\$ -</u>	<u>\$ -</u>	<u>\$ -</u>	<u>\$ -</u>
Division Total	<u>\$ 865,025</u>	<u>\$ 761,143</u>	<u>\$ 761,271</u>	<u>\$ 721,702</u>	<u>\$ 721,702</u>

DIVISION SERVICE EFFORTS AND ACCOMPLISHMENTS

ADMINISTRATION

GOALS:

- Identify present and future community needs, establish priorities, and formulate long-term and short-term planning goals for consideration by City Council.
 - Provide leadership ensuring the successful operation of each division of the Planning and Community Development Department in the execution of their goals and objectives. Develop and implement new processes and strategies for improved customer service.
 - Coordinate and implement departmental planning: budget formulation and administration; personnel administration; and effective distribution and assignment of resources for all Department staff members to provide a healthy and productive work environment.
 - Provide staff support to numerous Boards and Commissions which provide oversight for quality development in the City.
 - Follow through with the update to the Comprehensive Land Use Plan.
 - Provide public information on land development and planning issues through advertised public meetings and managing meetings in the office with applicants and other City staff.
-

OBJECTIVES:

- Provide leadership and guidance to each division of the Planning and Community Development Department.
 - Administer resource allocations for each division.
 - Provide direction for the department as a whole.
-

PERFORMANCE MEASUREMENTS – RESULTS REPORT:

	FYE 21 ACTUAL	FYE 22 ACTUAL	FYE 23 PLAN	FYE 23 ESTIMATE	FYE 24 PROJECTED
PERFORMANCE INDICATORS:					
Prepare information packets for all Board and Commission meetings	100%	100%	100%	100%	100%
Prepare information packets for City Council meetings	100%	100%	100%	100%	100%
Implement adopted plans through recommendations to Boards, Commissions and City Council	100%	100%	100%	100%	100%

DIVISION SUMMARY

10440152 CODE COMPLIANCE

MISSION:

To provide a higher quality of life in Norman by protecting and ensuring the continued health, safety and welfare of the citizens of Norman and to achieve compliance with City Codes through prevention by educating residents and property owners, and then encouraging them to voluntarily comply when there is a violation and notification or enforcement action becomes necessary.

DESCRIPTION:

The Code Compliance Division is responsible for the enforcement of codes in Chapters 5, 10, 13, 15, 18 and 22 of the City of Norman Code of Ordinances, which include nuisance codes, signs, zoning and property maintenance, all of which directly affect the health, safety and welfare of the citizens of Norman. Code Compliance is responsible for review and processing of all sign permits. The Division also conducts annual inspections in order to ensure the health and safety of hotels and motels, rooming and boarding houses, fraternities and sororities, mobile home parks, salvage yards, towing storage yards and short-term rentals.

PERSONNEL:

	FYE 22 ACTUAL	FYE 23 ORIGINAL	FYE 23 REVISED	FYE 24 PROPOSED	FYE 24 ADOPTED
Full-time Positions	6	6	6	6	6
Part-time Positions	0	0	0	0	0
Total Budgeted Positions	<u>6</u>	<u>6</u>	<u>6</u>	<u>6</u>	<u>6</u>

EXPENDITURES:

	FYE 22 ACTUAL	FYE 23 ORIGINAL	FYE 23 REVISED	FYE 24 PROPOSED	FYE 24 ADOPTED
Salaries & Benefits	\$ 482,766	\$ 496,255	\$ 496,255	\$ 520,406	\$ 520,406
Supplies & Materials	\$ 11,730	\$ 19,054	\$ 19,054	\$ 12,025	\$ 12,025
Services & Maintenance	\$ 52,763	\$ 96,759	\$ 96,759	\$ 96,746	\$ 96,746
Internal Services	\$ 17,325	\$ 20,894	\$ 20,894	\$ 27,315	\$ 27,315
Capital Equipment	\$ 236	\$ -	\$ -	\$ -	\$ -
Subtotal	<u>\$ 564,820</u>	<u>\$ 632,962</u>	<u>\$ 632,962</u>	<u>\$ 656,492</u>	<u>\$ 656,492</u>
Capital Projects	\$ -	\$ -	\$ -	\$ -	\$ -
Cost Allocations	\$ -	\$ -	\$ -	\$ -	\$ -
Debt Service	\$ -	\$ -	\$ -	\$ -	\$ -
Interfund Transfers	\$ -	\$ -	\$ -	\$ -	\$ -
Subtotal	<u>\$ -</u>	<u>\$ -</u>	<u>\$ -</u>	<u>\$ -</u>	<u>\$ -</u>
Division Total	<u>\$ 564,820</u>	<u>\$ 632,962</u>	<u>\$ 632,962</u>	<u>\$ 656,492</u>	<u>\$ 656,492</u>

DIVISION SERVICE EFFORTS AND ACCOMPLISHMENTS

CODE COMPLIANCE

GOALS:

- To educate the citizens of Norman about the health, safety, zoning, and environment to achieve voluntary compliance through awareness.
 - To create a partnership with citizens to promote compliance as a part of good citizenship.
 - To perform annual inspections to ensure the health and safety of hotels/motels, rooming and boarding houses, fraternities and sororities, mobile home parks, salvage yards, towing storage yards, and operating oil and gas wells.
 - To respond to violation complaints in a timely manner to determine the merit of complaints and pursue correction.
 - To achieve correction of violations through notification and voluntary compliance; issuance of citations; abatement by city contractors; or through court action to preserve public health & safety.
 - To increase the quality of life in Norman neighborhoods.
-

OBJECTIVES:

- To enforce City ordinances pertaining to health, safety, property maintenance, zoning, signs, and oil and gas operations.
 - Disseminate information about City Codes through articles in the local news media, presentations, and on the City website.
 - Maintain uniform response rates and track responses on complaints.
-

PERFORMANCE MEASUREMENTS - RESULTS REPORT:

	FYE 21 ACTUAL	FYE 22 ACTUAL	FYE 23 PLAN	FYE 24 ESTIMATE	FYE 24 PROJECTED
PERFORMANCE INDICATORS:					
Percent of violations voluntarily abated after owner notification	74%	69%	65%	74%	74%
Percent of abatement work orders voluntarily abated after work order issued to contractor	33%	27%	25%	30%	30%
Percentage of code cases that are proactive	55%	61%	55%	61%	61%
Percent of total compliance rate	97%	95%	92%	96%	96%

DIVISION SUMMARY

10440153 PLANNING SERVICES

MISSION:

Planning Services provides professional support, guidance, and assistance to the citizens of Norman, as well as all applicants, who are involved with some aspect of planning, zoning, or development, in order to ensure that all proposed development is consistent with the policies and ordinances of the City of Norman.

DESCRIPTION:

The Planning Services Division provides guidance and support to all residents of Norman and applicants planning to develop in the community. The Division provides staff support to the City Council, with primary staff responsibility to the Planning Commission, Board of Adjustment, Greenbelt Commission, Historic District Commission, and multiple Ad Hoc Committees. General and specific guidance is provided to those individuals and corporations interested in zoning and development throughout the community, as well as a detailed review of all commercial, industrial, multi-family building and sign permits for consistency with policies and adopted ordinances.

PERSONNEL:

	FYE 22 ACTUAL	FYE 23 ORIGINAL	FYE 23 REVISED	FYE 24 PROPOSED	FYE 24 ADOPTED
Full-time Positions	3	3	5	5	5
Part-time Positions	<u>0</u>	<u>0</u>	<u>0</u>	<u>0</u>	<u>0</u>
Total Budgeted Positions	<u>3</u>	<u>3</u>	<u>5</u>	<u>5</u>	<u>5</u>

EXPENDITURES:

	FYE 22 ACTUAL	FYE 23 ORIGINAL	FYE 23 REVISED	FYE 24 PROPOSED	FYE 24 ADOPTED
Salaries & Benefits	\$ 209,533	\$ 319,463	\$ 319,463	\$ 534,905	\$ 534,905
Supplies & Materials	\$ -	\$ -	\$ -	\$ -	\$ -
Services & Maintenance	\$ 2,257	\$ 102,373	\$ 102,373	\$ 102,373	\$ 102,373
Internal Services	\$ 1,234	\$ 1,503	\$ 1,503	\$ 4,526	\$ 4,526
Capital Equipment	\$ -	\$ -	\$ -	\$ -	\$ -
Subtotal	<u>\$ 213,024</u>	<u>\$ 423,339</u>	<u>\$ 423,339</u>	<u>\$ 641,804</u>	<u>\$ 641,804</u>
Capital Projects	\$ -	\$ -	\$ -	\$ -	\$ -
Cost Allocations	\$ -	\$ -	\$ -	\$ -	\$ -
Debt Service	\$ -	\$ -	\$ -	\$ -	\$ -
Interfund Transfers	\$ -	\$ -	\$ -	\$ -	\$ -
Subtotal	<u>\$ -</u>	<u>\$ -</u>	<u>\$ -</u>	<u>\$ -</u>	<u>\$ -</u>
Division Total	<u>\$ 213,024</u>	<u>\$ 423,339</u>	<u>\$ 423,339</u>	<u>\$ 641,804</u>	<u>\$ 641,804</u>

DIVISION SERVICE EFFORTS AND ACCOMPLISHMENTS

PLANNING SERVICES

GOALS:

- Ensure that each complete application is processed in an expeditious manner.
 - Provide a timely and professional review of development-related requests.
 - Provide all required support to the Boards and Commissions which the department staffs.
 - Periodically examine and revise the ordinances that regulate development within the community.
-

OBJECTIVES:

- Assist the public in filing applications to the City Council, Planning Commission, Greenbelt Commission, Pre-Development and Board of Adjustment by providing clear direction and necessary assistance.
 - Assist the Department in review of all required permits and licensing needed for applicants. Performs site inspections for building permits, rezoning and land use plan amendments.
 - Expedite items from the Planning Commission to the City Council when possible, while ensuring that such items are correct, complete and express the concerns of the Planning Commission. Prepare detailed, accurate minutes of all public meetings.
-

PERFORMANCE MEASUREMENTS – RESULTS REPORT:

	FYE 21 ACTUAL	FYE 22 ACTUAL	FYE 23 PLAN	FYE 23 ESTIMATE	FYE 24 PROJECTED
PERFORMANCE INDICATORS:					
Items processed for the Planning Commission within 31 days of receipt	100%	100%	100%	100%	100%
Complete, corrected items forwarded to the Clerk's office for the first Council meeting in the month following the Planning Commission meeting	100%	100%	100%	100%	100%
Pre-Development applications processed within two business days	100%	100%	100%	100%	100%
Board of Adjustment applications received and, newspaper and mailed notices processed within three business days	100%	100%	100%	100%	100%
Greenbelt Enhancement Statements received, staff report and agenda prepared to send out on the Friday before the meeting	100%	100%	100%	100%	100%

Notes to Results Report: All measurements are calculated on a calendar year basis.

DIVISION SUMMARY

10440151 DEVELOPMENT SERVICES

MISSION:

The mission of the Development Services Division of the Planning Department is to provide professional support to the community involved with building or altering the built environment, to protect health, safety, and public welfare enforcing the currently adopted building, state, and local codes consistent with policies and ordinances adopted by the Norman City Council.

DESCRIPTION:

The Development Services Division provides services that impact building construction activities in the community, including providing guidelines and regulations to individuals and businesses interested in all aspects of construction, while maintaining the highest standard of professionalism and customer service. The Division is responsible for plan review, fee collection, permitting, and appropriate field inspections to conclude construction activities with a Certificate of Occupancy (CO), or Certificate of Completion (CC) for lawful occupancy. Managing these efforts includes multiple City Departments including: the Planning Department, Public Works Department, Parks and Recreation, Utilities Department and the Fire Department.

Construction permit applications range from industrial, commercial and multi-family projects, include but not limited to: new construction, new shell, new interior finish, addition/alteration, new multi-family, multi-family additions/alterations, temporary construction, construction trailer, swimming pool and paving permits. Construction permit applications for One and Two Family dwelling and related residential include, but are not limited to: single-family, two-family/duplex, townhomes, all addition/alterations, manufactured homes, storage buildings, storm shelters, carports, and swimming pools.

PERSONNEL:

	FYE 22 ACTUAL	FYE 23 ORIGINAL	FYE 23 REVISED	FYE 24 PROPOSED	FYE 24 ADOPTED
Full-time Positions	15	16	15	15	15
Part-time Positions	<u>0</u>	<u>0</u>	<u>0</u>	<u>0</u>	<u>0</u>
Total Budgeted Positions	15	16	15	15	15

EXPENDITURES:

	FYE 22 ACTUAL	FYE 23 ORIGINAL	FYE 23 REVISED	FYE 24 PROPOSED	FYE 24 ADOPTED
Salaries & Benefits	\$ 1,486,390	\$ 1,576,728	\$ 1,576,728	\$ 1,724,895	\$ 1,724,895
Supplies & Materials	\$ 28,658	\$ 38,516	\$ 38,516	\$ 26,165	\$ 26,165
Services & Maintenance	\$ 16,863	\$ 80,109	\$ 80,109	\$ 80,084	\$ 80,084
Internal Services	\$ 36,684	\$ 41,055	\$ 41,055	\$ 57,156	\$ 57,156
Capital Equipment	\$ 2,304	\$ 6,000	\$ 5,872	\$ 4,000	\$ 4,000
Subtotal	<u>\$ 1,570,899</u>	<u>\$ 1,742,408</u>	<u>\$ 1,742,280</u>	<u>\$ 1,892,300</u>	<u>\$ 1,892,300</u>
Division Total	<u>\$ 1,570,899</u>	<u>\$ 1,742,408</u>	<u>\$ 1,742,280</u>	<u>\$ 1,892,300</u>	<u>\$ 1,892,300</u>

DIVISION SERVICE EFFORTS AND ACCOMPLISHMENTS

DEVELOPMENT SERVICES

GOALS:

- Improve the timeliness of the permit review process by continuously updating the permit application process and adopting specific performance targets.
 - Enhance inspection services; utilize all available technologies to minimize delays when inspection are required.
 - Improve employee training, certification and knowledge base to allow for greater skill sets so we have redundant skills for various tasks.
 - Ensure work is built in the conformance with the Building Codes.
 - Help educate the public and stake holders about the permit process, building science, and the building codes to promote quality plans and buildings.
 - Continue improving customer service in permitting and inspection services.
-

OBJECTIVES:

- Provide the highest level of professionalism and customer service to those seeking permitting and inspection services.
 - Utilize national standards to establish appropriate review time frames for each type of permit and inspection results.
 - Continuously refine building permit application processes so that they are easily understood by the public, while still requiring all necessary information to properly process each permit type.
 - Continue to improve the effectiveness and consistency of plan reviewers and building inspection staff.
 - Continue to maintain the professional standard of the staff with appropriate certifications and licenses.
 - Continue to refine the non-residential plan review process for all agencies (Building, Planning, Public Works, Fire) reviewing permit applications.
 - Continue to modernize the permit and inspection process to help seasoned and new builders through the permit and inspection processes.
 - Continue to coordinate with Building Departments in the Oklahoma City Metro Area to strive for consistency between each department for common inspection and plan review items.
 - Continue to ensure safe, accessible, efficient and quality buildings are built to benefit the current and future building occupants.
 - Remain current and involved with State Code Adoptions through the Oklahoma Uniform Building Code Commission (OUBCC).
-

PERFORMANCE MEASUREMENTS - RESULTS REPORT:

	FYE 21 ACTUAL	FYE 22 ACTUAL	FYE 23 PLAN	FYE 24 ESTIMATE	FYE 24 PROJECTED
PERFORMANCE INDICATORS:					
Non-residential permits reviewed within 14 days.	75%	96%	60%	85%	85%
Non-residential permits reviewed and approved within 28 days.	99%	99%	90%	99%	99%
FYE 22 average review days: 6					
FYE 23 to-date average review days: 8					
Residential permit applications reviewed and approved within 2 days	28%	35%	50%	53%	39%
Residential permit applications reviewed and approved within 5 days.	80%	88%	95%	94%	86%
FYE 22 average review days: 3					
FYE 23 to date average review days: 3					
Inspections performed within 48 hours	99%	99%	99%	99%	99%
FYE 22 average inspection time: 1 day					

DIVISION SUMMARY

10440150 GEOGRAPHIC INFORMATION SERVICES

MISSION:

Maintain accurate and complete information relating to the City's infrastructure and legally mandated management zones and make that information available to support planning activities, public safety, the reporting required to comply with regulation, and the evaluation of the impact of changes in the built and regulatory environment.

DESCRIPTION:

The division provides maps, analyses, and services in a support capacity for the public, the business community, other governmental agencies, City Council, City Boards and Commissions, and all departments within the City. A partial list of specific functions and activities include:

- Design, implementation, and maintenance of the Geographic Information System, especially as it relates to the various components of the City's infrastructure.
- Map and research resource for City Council, Planning Commission, the public, other City departments, and other divisions within the department.
- Providing online access to City maps and data for public consumption.

PERSONNEL:

	FYE 22 ACTUAL	FYE 23 ORIGINAL	FYE 23 REVISED	FYE 24 PROPOSED	FYE 24 ADOPTED
Full-time Positions	3	3	3	3	3
Part-time Positions	0	0	0	1	1
Total Budgeted Positions	<u>3</u>	<u>3</u>	<u>3</u>	<u>4</u>	<u>4</u>

EXPENDITURES:

	FYE 22 ACTUAL	FYE 23 ORIGINAL	FYE 23 REVISED	FYE 24 PROPOSED	FYE 24 ADOPTED
Salaries & Benefits	\$ 375,733	\$ 379,377	\$ 379,377	\$ 428,891	\$ 428,891
Supplies & Materials	\$ 4,403	\$ 5,800	\$ 5,800	\$ 5,800	\$ 5,800
Services & Maintenance	\$ 72,101	\$ 83,558	\$ 83,558	\$ 109,858	\$ 109,858
Internal Services	\$ 10,329	\$ 10,884	\$ 10,884	\$ 11,255	\$ 11,255
Capital Equipment	\$ -	\$ 15,500	\$ 15,500	\$ 6,000	\$ 6,000
Subtotal	<u>\$ 462,566</u>	<u>\$ 495,119</u>	<u>\$ 495,119</u>	<u>\$ 561,804</u>	<u>\$ 561,804</u>
Capital Projects	\$ -	\$ -	\$ -	\$ -	\$ -
Cost Allocations	\$ -	\$ -	\$ -	\$ -	\$ -
Debt Service	\$ -	\$ -	\$ -	\$ -	\$ -
Interfund Transfers	\$ -	\$ -	\$ -	\$ -	\$ -
Subtotal	<u>\$ -</u>	<u>\$ -</u>	<u>\$ -</u>	<u>\$ -</u>	<u>\$ -</u>
Division Total	<u><u>\$ 462,566</u></u>	<u><u>\$ 495,119</u></u>	<u><u>\$ 495,119</u></u>	<u><u>\$ 561,804</u></u>	<u><u>\$ 561,804</u></u>

DIVISION SERVICE EFFORTS AND ACCOMPLISHMENTS

GEOGRAPHIC INFORMATION SERVICES

GOALS:

- To maintain accurate and complete records of the land aspects of the City of Norman including physical improvements, legal entities, and administrative districts to support decision making and policy implementation.
 - To respond swiftly and courteously to requests for information and provide quality service.
 - To promote integration among databases that have a geographic component to improve the City's reporting and planning capacity.
 - To improve access to GIS data from other offices throughout the City to expedite the retrieval of information and maximize its use.
-

OBJECTIVES:

- Reduce the time it takes to integrate ordinances, final plats, and as-builts into the database.
 - Work with field personnel to improve the accuracy and completeness of GIS databases using GPS data collection.
 - Produce all appropriate informational maps and reports as interactive web mapping applications.
 - Provide support to facilitate the integration of databases, to reduce duplication of effort and promote efficiency.
 - Provide GIS configuration and asset maintenance support to City software applications including: New World Public Safety, CityView, Tyler EAM, and Advanced CIS Infinity.
 - Improve access opportunities to digital GIS resources by providing data online and improving internal enterprise data infrastructure.
-

PERFORMANCE MEASUREMENTS - RESULTS REPORT:

	FYE 21 ACTUAL	FYE 22 ACTUAL	FYE 23 PLAN	FYE 23 ESTIMATE	FYE 24 PROJECTED
PERFORMANCE INDICATORS:					
Update zoning database within 1 week of receipt of the ordinance by the division.	100%	100%	100%	100%	100%
Complete map requests for standard products within 2 days or by specified deadline.	100%	100%	100%	100%	100%
Complete all custom requests for data within 1 week or by specified deadline.	100%	100%	100%	100%	100%
Complete analysis and reports by assigned deadlines.	100%	100%	100%	100%	100%
Complete downloads and SDE layer updates, from GPS field collected data, on a weekly basis or by specified deadline.	n/a	n/a	100%	100%	100%
Review address issues from New World, CityView or CIS within 2 days or by specified deadline.	n/a	n/a	100%	99%	100%

Notes to Results Report:

GIS – Geographic Information System

GPS - Global Positioning System

DIVISION SUMMARY

10440184 GREENBELT COMMISSION

MISSION:

The mission of the Greenbelt Commission is to promote and protect the public health, safety and general welfare by creating a mechanism for providing a Greenbelt System, which will include preserved open spaces, protected natural areas and greenways/trails in a system of land parcels that together will work to help maintain and preserve the beauty and livability of the City.

DESCRIPTION:

Created by ordinance on May 11, 2004, the Greenbelt Commission is charged with advising the City Council on policies pertaining to the promotion, acquisition, maintenance and improvement of the open spaces, greenways and trail-way systems in the City of Norman. The Commission comments on Greenbelt Enhancement Statements submittal with development plats and Norman Rural Certificates of Survey (NRCOS).

PERSONNEL:

	FYE 22 ACTUAL	FYE 23 ORIGINAL	FYE 23 REVISED	FYE 24 PROPOSED	FYE 24 ADOPTED
Full-time Positions	0	0	0	0	0
Part-time Positions	0	0	0	0	0
Total Budgeted Positions	<u>0</u>	<u>0</u>	<u>0</u>	<u>0</u>	<u>0</u>

EXPENDITURES:

	FYE 22 ACTUAL	FYE 23 ORIGINAL	FYE 23 REVISED	FYE 24 PROPOSED	FYE 24 ADOPTED
Salaries & Benefits	\$ -	\$ -	\$ -	\$ -	\$ -
Supplies & Materials	\$ -	\$ 290	\$ 290	\$ 290	\$ 290
Services & Maintenance	\$ -	\$ 200	\$ 200	\$ 200	\$ 200
Internal Services	\$ -	\$ -	\$ -	\$ -	\$ -
Capital Equipment	\$ -	\$ -	\$ -	\$ -	\$ -
Subtotal	<u>\$ -</u>	<u>\$ 490</u>	<u>\$ 490</u>	<u>\$ 490</u>	<u>\$ 490</u>
Capital Projects	\$ -	\$ -	\$ -	\$ -	\$ -
Cost Allocation	\$ -	\$ -	\$ -	\$ -	\$ -
Debt Service	\$ -	\$ -	\$ -	\$ -	\$ -
Interfund Transfers	\$ -	\$ -	\$ -	\$ -	\$ -
Subtotal	<u>\$ -</u>	<u>\$ -</u>	<u>\$ -</u>	<u>\$ -</u>	<u>\$ -</u>
Division Total	<u><u>\$ -</u></u>	<u><u>\$ 490</u></u>	<u><u>\$ 490</u></u>	<u><u>\$ 490</u></u>	<u><u>\$ 490</u></u>

DIVISION SUMMARY

10440380 HISTORIC DISTRICT COMMISSION

MISSION:

The mission of the Historic District Commission is to safeguard the heritage of the City by preserving and regulating historic districts, which reflect elements of the City's cultural, social, political, and architectural history, as well as to promote the use of the historic districts for the culture, prosperity, education, and welfare of the people of the City and visitors to the City.

DESCRIPTION:

The Historic District Commission makes recommendations to the Planning Commission regarding the designation of historic districts within the City. The Historic District Commission reviews and approves or denies all applications for certificates of appropriateness concerning proposed exterior changes to structures located within the historic districts and develops guidelines to be used in such evaluations. The Commission also makes recommendations regarding the utilization of grants and budgetary appropriations that may be available to promote the preservation of historical, architectural, and archeological resources.

PERSONNEL:

	FYE 22 ACTUAL	FYE 23 ORIGINAL	FYE 23 REVISED	FYE 24 PROPOSED	FYE 24 ADOPTED
Full-time Positions	0	0	0	0	0
Part-time Positions	0	0	0	0	0
Total Budgeted Positions	<u>0</u>	<u>0</u>	<u>0</u>	<u>0</u>	<u>0</u>

EXPENDITURES:

	FYE 22 ACTUAL	FYE 23 ORIGINAL	FYE 23 REVISED	FYE 24 PROPOSED	FYE 24 ADOPTED
Salaries & Benefits	\$ -	\$ -	\$ -	\$ -	\$ -
Supplies & Materials	\$ 45	\$ -	\$ -	\$ -	\$ -
Services & Maintenance	\$ 642	\$ 2,644	\$ 2,644	\$ 2,644	\$ 2,644
Internal Services	\$ 178	\$ 435	\$ 435	\$ 445	\$ 445
Capital Equipment	\$ -	\$ -	\$ -	\$ -	\$ -
Subtotal	<u>\$ 865</u>	<u>\$ 3,079</u>	<u>\$ 3,079</u>	<u>\$ 3,089</u>	<u>\$ 3,089</u>
Capital Projects	\$ -	\$ -	\$ -	\$ -	\$ -
Cost Allocation	\$ -	\$ -	\$ -	\$ -	\$ -
Debt Service	\$ -	\$ -	\$ -	\$ -	\$ -
Interfund Transfers	\$ -	\$ -	\$ -	\$ -	\$ -
Subtotal	<u>\$ -</u>	<u>\$ -</u>	<u>\$ -</u>	<u>\$ -</u>	<u>\$ -</u>
Division Total	<u><u>\$ 865</u></u>	<u><u>\$ 3,079</u></u>	<u><u>\$ 3,079</u></u>	<u><u>\$ 3,089</u></u>	<u><u>\$ 3,089</u></u>

DIVISION SUMMARY

10440181 PLANNING COMMISSION

MISSION:

The mission of the Planning Commission is to review land development applications, generally prepare plans for the systematic development and improvement of the City as a place of residence and business, and to make recommendations to the City Council.

DESCRIPTION:

The Planning Commission holds public hearings on all proposed amendments to the City's long range plan (Norman 2025). It also makes recommendations to the City Council on all proposed rezoning applications and development proposals involving platting and subdivision of land. It reviews and recommends changes to the City's ordinances involving planning, zoning, building, and subdivision regulations, as well as specific items referred to the Commission by the City Council.

PERSONNEL:

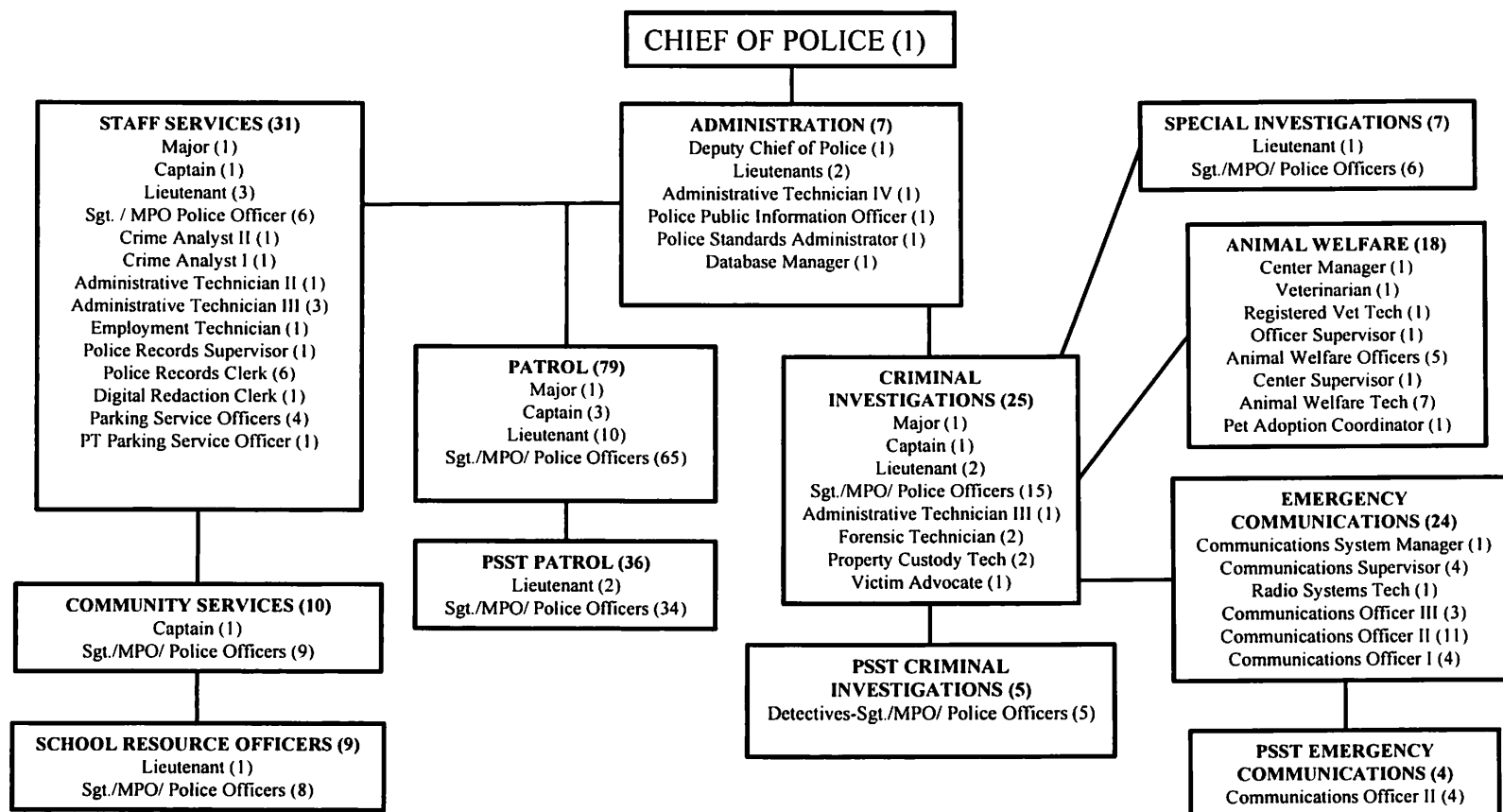
	FYE 22 ACTUAL	FYE 23 ORIGINAL	FYE 23 REVISED	FYE 24 PROPOSED	FYE 24 ADOPTED
Full-time Positions	0	0	0	0	0
Part-time Positions	0	0	0	0	0
Total Budgeted Positions	<u>0</u>	<u>0</u>	<u>0</u>	<u>0</u>	<u>0</u>

EXPENDITURES:

	FYE 22 ACTUAL	FYE 23 ORIGINAL	FYE 23 REVISED	FYE 24 PROPOSED	FYE 24 ADOPTED
Salaries & Benefits	\$ -	\$ -	\$ -	\$ -	\$ -
Supplies & Materials	\$ -	\$ 90	\$ 90	\$ 90	\$ 90
Services & Maintenance	\$ -	\$ 257	\$ 257	\$ 257	\$ 257
Internal Services	\$ -	\$ -	\$ -	\$ -	\$ -
Capital Equipment	\$ -	\$ -	\$ -	\$ -	\$ -
Subtotal	<u>\$ -</u>	<u>\$ 347</u>	<u>\$ 347</u>	<u>\$ 347</u>	<u>\$ 347</u>
Capital Projects	\$ -	\$ -	\$ -	\$ -	\$ -
Cost Allocations	\$ -	\$ -	\$ -	\$ -	\$ -
Debt Service	\$ -	\$ -	\$ -	\$ -	\$ -
Interfund Transfers	\$ -	\$ -	\$ -	\$ -	\$ -
Subtotal	<u>\$ -</u>	<u>\$ -</u>	<u>\$ -</u>	<u>\$ -</u>	<u>\$ -</u>
Division Total	<u><u>\$ -</u></u>	<u><u>\$ 347</u></u>	<u><u>\$ 347</u></u>	<u><u>\$ 347</u></u>	<u><u>\$ 347</u></u>

POLICE DEPARTMENT

256 EMPLOYEES



DEPARTMENT SUMMARY

TOTAL POLICE DEPARTMENT

MISSION:

Passionately serving our community through education, innovation, enforcement, and excellence in everything we do.

DESCRIPTION:

The Norman Police Department's primary function, in partnership with the community, is to protect life and property, and to understand and serve the needs of the City's residents, visitors, neighborhoods, and business community. To improve the quality of life of all persons by maintaining order, resolving problems, and providing leadership in a manner consistent with the law and reflective of shared community values.

PERSONNEL:

	FYE 22 ACTUAL	FYE 23 ORIGINAL	FYE 23 REVISED	FYE 24 PROPOSED	FYE 24 ADOPTED
Full-time Positions	188	197	201	201	201
Part-time Positions	<u>1</u>	<u>1</u>	<u>1</u>	<u>1</u>	<u>1</u>
Total Budgeted Positions	189	198	202	202	202

EXPENDITURES:

	FYE 22 ACTUAL	FYE 23 ORIGINAL	FYE 23 REVISED	FYE 24 PROPOSED	FYE 24 ADOPTED
Salaries & Benefits	\$ 20,198,254	\$ 20,444,205	\$ 20,429,144	\$ 22,688,306	\$ 22,688,306
Supplies & Materials	\$ 710,976	\$ 943,061	\$ 992,783	\$ 1,029,868	\$ 1,029,868
Services & Maintenance	\$ 1,069,425	\$ 1,776,072	\$ 1,895,836	\$ 1,923,129	\$ 1,923,129
Internal Services	\$ 848,064	\$ 1,027,148	\$ 1,027,148	\$ 1,512,558	\$ 1,512,558
Capital Equipment	<u>\$ 359,225</u>	<u>\$ 1,202,589</u>	<u>\$ 2,401,749</u>	<u>\$ 584,900</u>	<u>\$ 584,900</u>
Subtotal	<u>\$ 23,185,944</u>	<u>\$ 25,393,075</u>	<u>\$ 26,746,660</u>	<u>\$ 27,738,761</u>	<u>\$ 27,738,761</u>
Capital Projects	\$ -	\$ -	\$ -	\$ -	\$ -
Cost Allocations	\$ -	\$ -	\$ -	\$ -	\$ -
Debt Service	\$ -	\$ -	\$ -	\$ -	\$ -
Interfund Transfers	<u>\$ -</u>	<u>\$ -</u>	<u>\$ -</u>	<u>\$ -</u>	<u>\$ -</u>
Subtotal	<u>\$ -</u>	<u>\$ -</u>	<u>\$ -</u>	<u>\$ -</u>	<u>\$ -</u>
Department Total	<u>\$ 23,185,944</u>	<u>\$ 25,393,075</u>	<u>\$ 26,746,660</u>	<u>\$ 27,738,761</u>	<u>\$ 27,738,761</u>

DIVISION SUMMARY

10660310 ADMINISTRATION

MISSION:

Passionately serving our community through education, innovation, enforcement, and excellence in everything we do.

DESCRIPTION:

The Administration Division is responsible for effective oversight and support of all department operations and personnel in accordance with national, state, and local laws, standards, and requirements set forth by our community. The Administration Division is comprised of multiple elements including Public Information, Internal Affairs, and Police Standards. The Administration Division is responsible for communications with the city manager's office, department budgets, personnel matters, investigations into misconduct, external communications, department policy, Norman Community Advisory Board (NCAB), Police Data Initiative, and department annual reporting.

PERSONNEL:

	FYE 22 ACTUAL	FYE 23 ORIGINAL	FYE 23 REVISED	FYE 24 PROPOSED	FYE 24 ADOPTED
Full-time Positions	7	7	8	8	8
Part-time Positions	0	0	0	0	0
Total Budgeted Positions	7	7	8	8	8

EXPENDITURES:

	FYE 22 ACTUAL	FYE 23 ORIGINAL	FYE 23 REVISED	FYE 24 PROPOSED	FYE 24 ADOPTED
Salaries & Benefits	\$ 977,676	\$ 962,938	\$ 962,938	\$ 1,174,804	\$ 1,174,804
Supplies & Materials	\$ 16,963	\$ 21,567	\$ 21,567	\$ 17,493	\$ 17,493
Services & Maintenance	\$ 145,675	\$ 245,643	\$ 214,523	\$ 261,919	\$ 261,919
Internal Services	\$ 127,276	\$ 138,792	\$ 138,792	\$ 147,545	\$ 147,545
Capital Equipment	\$ 1,738	\$ 325,000	\$ 325,000	\$ 11,500	\$ 11,500
Subtotal	<u>\$ 1,269,328</u>	<u>\$ 1,693,940</u>	<u>\$ 1,662,820</u>	<u>\$ 1,613,261</u>	<u>\$ 1,613,261</u>
Capital Projects	\$ -	\$ -	\$ -	\$ -	\$ -
Cost Allocations	\$ -	\$ -	\$ -	\$ -	\$ -
Debt Service	\$ -	\$ -	\$ -	\$ -	\$ -
Interfund Transfers	\$ -	\$ -	\$ -	\$ -	\$ -
Subtotal	<u>\$ -</u>	<u>\$ -</u>	<u>\$ -</u>	<u>\$ -</u>	<u>\$ -</u>
Division Total	<u><u>\$ 1,269,328</u></u>	<u><u>\$ 1,693,940</u></u>	<u><u>\$ 1,662,820</u></u>	<u><u>\$ 1,613,261</u></u>	<u><u>\$ 1,613,261</u></u>

DIVISION SERVICE EFFORTS AND ACCOMPLISHMENTS

ADMINISTRATION

GOALS:

- Reduce Part A crimes by 2% before the end of December 2023
 - Decrease incapacitating and fatality collisions by 5% by the end of December 2023
 - Increase our quality of service throughout the department and determine methods for measuring this by December
-

OBJECTIVES:

- Continue to increase community policing efforts and relationship building with the community
 - Expand employee wellness programs for all agency members
 - Reduction of employee OJI's.
 - Continue to recruit and train highly qualified employees in all vacant positions
 - Increase community transparency and engagement through publication of meaningful substantive department data and statistics.
 - Continue to expand CIT and/or other advanced mental health training of all staff.
-

PERFORMANCE MEASUREMENTS - RESULTS REPORT:

	FYE 21 ACTUAL	FYE 22 ACTUAL	FYE 23 PLAN	FYE 23 ESTIMATE	FYE 24 PROJECTED
PERFORMANCE INDICATORS:					
Provide exceptional service within budget	Within budget	Within budget	Within budget	Within budget	Within budget
Cost per capita of providing police services	\$227	\$230	\$235	\$235	\$240

DIVISION SUMMARY

10660270 ANIMAL WELFARE

MISSION:

The mission of Norman Animal Welfare is to encourage responsible pet ownership by promoting and protecting the health, safety, and welfare of the residents and pets of Norman through education, enforcement, and community partnership.

DESCRIPTION:

Norman Animal Welfare is comprised of three sections: Response, Facility, and Medical. Animal Welfare Officers (response) respond to citizen complaints, apprehend dangerous animals, confiscate and render aid to animals in need of care, pick up stray or deceased animals, handle loose livestock or nuisance wildlife, conduct animal cruelty investigations, and provide education to the public. Animal Welfare Facility staff provide customer service to citizens in-person, over the phone, or through electronic communication; conduct the intake of animals at the facility; conduct behavior evaluations; provide care to animals housed at the facility; maintain and clean the facility; provide education to the public; and work towards positive animal outcomes through transfer, foster, and adoption. The Medical Section provides medical evaluation and treatment of animals in our care; spay neuter services; and provides procedural guidance regarding care of animals in our custody.

PERSONNEL:

	FYE 22 ACTUAL	FYE 23 ORIGINAL	FYE 23 REVISED	FYE 24 PROPOSED	FYE 24 ADOPTED
Full-time Positions	16	16	18	18	18
Part-time Positions	0	0	0	0	0
Total Budgeted Positions	<u>16</u>	<u>16</u>	<u>18</u>	<u>18</u>	<u>18</u>

EXPENDITURES:

	FYE 22 ACTUAL	FYE 23 ORIGINAL	FYE 23 REVISED	FYE 24 PROPOSED	FYE 24 ADOPTED
Salaries & Benefits	\$ 1,030,805	\$ 1,148,771	\$ 1,148,771	\$ 1,485,543	\$ 1,485,543
Supplies & Materials	\$ 163,016	\$ 191,216	\$ 226,478	\$ 196,270	\$ 196,270
Services & Maintenance	\$ 148,435	\$ 121,815	\$ 142,935	\$ 128,489	\$ 128,489
Internal Services	\$ 101,823	\$ 118,169	\$ 118,169	\$ 157,029	\$ 157,029
Capital Equipment	\$ 16,639	\$ 65,785	\$ 89,455	\$ 12,000	\$ 12,000
Subtotal	<u>\$ 1,460,718</u>	<u>\$ 1,645,756</u>	<u>\$ 1,725,808</u>	<u>\$ 1,979,331</u>	<u>\$ 1,979,331</u>
Capital Projects	\$ -	\$ -	\$ -	\$ -	\$ -
Cost Allocations	\$ -	\$ -	\$ -	\$ -	\$ -
Debt Service	\$ -	\$ -	\$ -	\$ -	\$ -
Interfund Transfers	\$ -	\$ -	\$ -	\$ -	\$ -
Subtotal	<u>\$ -</u>	<u>\$ -</u>	<u>\$ -</u>	<u>\$ -</u>	<u>\$ -</u>
Division Total	<u><u>\$ 1,460,718</u></u>	<u><u>\$ 1,645,756</u></u>	<u><u>\$ 1,725,808</u></u>	<u><u>\$ 1,979,331</u></u>	<u><u>\$ 1,979,331</u></u>

**DIVISION SERVICE EFFORTS
AND ACCOMPLISHMENTS**
ANIMAL WELFARE

GOALS:

- Reduce Part A crimes by 2% before the end of December 2023
- Decrease incapacitating and fatality collisions by 5% by the end of December 2023
- Increase our quality of service throughout the department and determine methods for measuring this by December 2023

OBJECTIVES:

- Provide ongoing information sharing and public education opportunities.
- Maintain 90% or greater live release rate for Animal Welfare Division.
- Ensure foundational animal related education and services are available to members of the homeless community.
- Build current foster and volunteer program to increase the adoptability of animals in care.

PERFORMANCE MEASUREMENTS - RESULTS REPORT:

	FYE 21 ACTUAL	FYE 22 ACTUAL	FYE 23 PLAN	FYE 23 ESTIMATE	FYE 24 PROJECTED
PERFORMANCE INDICATORS:					
Intakes-Strays (cats and dogs)	2,030	2,141	2,900	2,300	2,500
Intakes-owner relinquishments	381	514	600	600	650
Total intakes of all animals	2,807	2,947	3,500	3,200	3,200
Outcomes-adoptions	1,595	1,813	2,000	1,800	2,000
Outcomes-Animals returned to Owner	570	506	750	600	700
Live Release Rate * Based on calendar years	93%	93%	95%	94%	95%
Presentations	8	6	12	10	12
Volunteer Hours	2,495	5,911	3,500	5,900	6,500

DIVISION SUMMARY

10660321 CRIMINAL INVESTIGATIONS

MISSION:

It is the mission of the Norman Police Department Criminal Investigations Division to provide appropriate assistance to victims of crimes, conduct thorough investigations into reported criminal offenses, seek facts, and when appropriate, submit charges and assist in the successful prosecution of offenders.

DESCRIPTION:

The Criminal Investigations Division is comprised of two sections. The Investigative Section primarily investigates crimes related to persons and property related offences, including Part I crimes, crimes against children, domestic abuse, burglaries, stolen vehicles, fraud, and many other criminal offenses. The Forensic Services and Property Section supports the department through property storage, evidence processing, and video analysis operations.

PERSONNEL:

	FYE 22 ACTUAL	FYE 23 ORIGINAL	FYE 23 REVISED	FYE 24 PROPOSED	FYE 24 ADOPTED
Full-time Positions	22	22	23	25	25
Part-time Positions	<u>0</u>	<u>0</u>	<u>0</u>	<u>0</u>	<u>0</u>
Total Budgeted Positions	<u>22</u>	<u>22</u>	<u>23</u>	<u>25</u>	<u>25</u>

EXPENDITURES:

	FYE 22 ACTUAL	FYE 23 ORIGINAL	FYE 23 REVISED	FYE 24 PROPOSED	FYE 24 ADOPTED
Salaries & Benefits	\$ 2,664,605	\$ 2,526,471	\$ 2,511,410	\$ 2,991,620	\$ 2,991,620
Supplies & Materials	\$ 50,187	\$ 66,614	\$ 73,228	\$ 59,226	\$ 59,226
Services & Maintenance	\$ 86,882	\$ 103,199	\$ 137,809	\$ 103,485	\$ 103,485
Internal Services	\$ 51,670	\$ 64,984	\$ 64,984	\$ 106,939	\$ 106,939
Capital Equipment	\$ 12,660	\$ 72,725	\$ 75,725	\$ 45,000	\$ 45,000
Subtotal	<u>\$ 2,866,004</u>	<u>\$ 2,833,993</u>	<u>\$ 2,863,156</u>	<u>\$ 3,306,270</u>	<u>\$ 3,306,270</u>
Capital Projects	\$ -	\$ -	\$ -	\$ -	\$ -
Cost Allocations	\$ -	\$ -	\$ -	\$ -	\$ -
Debt Service	\$ -	\$ -	\$ -	\$ -	\$ -
Interfund Transfers	\$ -	\$ -	\$ -	\$ -	\$ -
Subtotal	<u>\$ -</u>	<u>\$ -</u>	<u>\$ -</u>	<u>\$ -</u>	<u>\$ -</u>
Division Total	<u>\$ 2,866,004</u>	<u>\$ 2,833,993</u>	<u>\$ 2,863,156</u>	<u>\$ 3,306,270</u>	<u>\$ 3,306,270</u>

DIVISION SERVICE EFFORTS AND ACCOMPLISHMENTS

CRIMINAL INVESTIGATIONS

GOALS:

- Reduce Part A crimes by 2% before the end of December 2023
- Decrease incapacitating and fatality collisions by 5% by the end of December 2023
- Increase our quality of service throughout the department and determine methods for measuring this by December 2023

OBJECTIVES:

- Develop and implement Mobile Fingerprint Scanner Program. Implement FARO Scanner for Part A Crimes Along with Serious Injury and Fatality collisions. Modernize and streamline Offender Registration process and information sharing. Increase public engagement through social media regarding cases, crime trends, and useful tips. Increase COP follow-ups by 10%. Exhaustively investigate secondary and tertiary options for offenders involved in violent crimes that effect community safety.

PERFORMANCE MEASUREMENTS - RESULTS REPORT:

	FYE 21	FYE 22	FYE 23	FYE 24
	ACTUAL	ACTUAL	PLAN	ESTIMATE
				PROJECTED
PERFORMANCE INDICATORS:				
Investigators	15	18	17	15
Cases closed by arrest	194	279	250	200
C.O.P. Follow-up	56	127	200	225
Cases Investigated	1,885	1,989	2,200	2,200
Deactivated Due to low staffing	392	315	300	350

Notes to Results Report:

COP-Community Oriented Policing

DIVISION SUMMARY

10660139 EMERGENCY COMMUNICATIONS

MISSION:

The mission of the Emergency Communications division is to maintain and enhance the quality of life in Norman by handling 911 and other calls for service; dispatch appropriate emergency services in a prompt, courteous and professional manner, thereby protecting lives and property while providing accurate information in our responses.

DESCRIPTION:

The Emergency Communications division provides 24/7 services to internal and external customers. External customers include the public, other non-public safety agencies and other public safety agencies. Internal customers include the Norman Police Department, Norman Fire Department, EMSStat Emergency Medical Services, Little Axe Fire Department, and Norman Animal Welfare. The Emergency Communications Division is responsible for the maintenance and operations of the citywide radio systems, used across many city departments and partnering jurisdictions. Additionally, the division is responsible for the continued development and operations of the new Norman Emergency Communications and Operations Center.

PERSONNEL:

	FYE 22 ACTUAL	FYE 23 ORIGINAL	FYE 23 REVISED	FYE 24 PROPOSED	FYE 24 ADOPTED
Full-time Positions	24	24	24	24	24
Part-time Positions	0	0	0	0	0
Total Budgeted Positions	<u>24</u>	<u>24</u>	<u>24</u>	<u>24</u>	<u>24</u>

EXPENDITURES:

	FYE 22 ACTUAL	FYE 23 ORIGINAL	FYE 23 REVISED	FYE 24 PROPOSED	FYE 24 ADOPTED
Salaries & Benefits	\$ 1,984,574	\$ 1,885,474	\$ 1,885,474	\$ 1,997,778	\$ 1,997,778
Supplies & Materials	\$ 26,705	\$ 34,778	\$ 34,778	\$ 35,560	\$ 35,560
Services & Maintenance	\$ 136,828	\$ 567,664	\$ 567,664	\$ 616,951	\$ 616,951
Internal Services	\$ 51,649	\$ 61,287	\$ 61,287	\$ 187,997	\$ 187,997
Capital Equipment	\$ -	\$ 71,882	\$ 71,882	\$ 89,000	\$ 89,000
Subtotal	<u>\$ 2,199,756</u>	<u>\$ 2,621,085</u>	<u>\$ 2,621,085</u>	<u>\$ 2,927,286</u>	<u>\$ 2,927,286</u>
Capital Projects	\$ -	\$ -	\$ -	\$ -	\$ -
Cost Allocations	\$ -	\$ -	\$ -	\$ -	\$ -
Debt Service	\$ -	\$ -	\$ -	\$ -	\$ -
Interfund Transfers	\$ -	\$ -	\$ -	\$ -	\$ -
Subtotal	<u>\$ -</u>	<u>\$ -</u>	<u>\$ -</u>	<u>\$ -</u>	<u>\$ -</u>
Fund Total	<u>\$ 2,199,756</u>	<u>\$ 2,621,085</u>	<u>\$ 2,621,085</u>	<u>\$ 2,927,286</u>	<u>\$ 2,927,286</u>

DIVISION SERVICE EFFORTS AND ACCOMPLISHMENTS

EMERGENCY COMMUNICATIONS

GOALS:

- Reduce Part A crimes by 2% before the end of December 2023
- Decrease incapacitating and fatality collisions by 5% by the end of Decembr 2023
- Increase our quality of service throughout the department and determine methods for measuring this by December 2023

OBJECTIVES:

- Develop a plan to provide interoperability solutions to allow for communication with neighboring agencies
- Recruit and retain quality Communications Officers, turnover rate <10%
- Limit time to dispatch to < 60 seconds on 90% of all Fire/EMS and priority police calls
- Limit 911 answer time to < 10 seconds
- In conjunction with ACOG, implement regional Next Generation 911 (NG911) system
- Limit Administrative call queue time average to < 10 seconds
- Train all Dispatchers in CIT awareness

PERFORMANCE MEASUREMENTS - RESULTS REPORT:

	FYE 21 ACTUAL	FYE 22 ACTUAL	FYE 23 PLAN	FYE 23 ESTIMATE	FYE 24 PROJECTED
PERFORMANCE INDICATORS:					
Interoperability solutions	50%	75%	100%	90%	100%
Dipatchers with CIT Training	95%	95%	Done	Done	Done
NG911	10%	10%	100%	50%	100%
Call Queue Time in seconds	13	13	9	13	9
911 Answer Time	89%	88%	95%	85%	95%
Time to dispatch	10%	1:34	:59	1:10	1:34
Employee Recruitment and Retention	20%	14%	10%	15%	10%

DIVISION SUMMARY

10660322 PATROL

MISSION:

The mission of the Patrol Division is to provide immediate response and stability to emergency situations, investigate criminal activities, develop community partnerships, and proactively identify and resolve public safety concerns of our community.

DESCRIPTION:

The Patrol Division is comprised of three Patrol Sections. The division provides around the clock response to emergency calls for assistance, provides directed proactive patrols, detains and arrests suspects who have warrants or have violated laws, provide initial investigations of criminal matters, investigate traffic collisions, and enforce traffic laws. The division uses a community policing approach to develop community partnerships intended to build community trust, improve accountability, and identify and resolve concerns of the community.

PERSONNEL:

	FYE 22 ACTUAL	FYE 23 ORIGINAL	FYE 23 REVISED	FYE 24 PROPOSED	FYE 24 ADOPTED
Full-time Positions	91	91	90	79	79
Part-time Positions	<u>1</u>	<u>1</u>	<u>1</u>	<u>0</u>	<u>0</u>
Total Budgeted Positions	92	92	91	79	79

EXPENDITURES:

	FYE 22 ACTUAL	FYE 23 ORIGINAL	FYE 23 REVISED	FYE 24 PROPOSED	FYE 24 ADOPTED
Salaries & Benefits	\$ 10,686,990	\$ 10,380,402	\$ 10,380,402	\$ 10,231,701	\$ 10,231,701
Supplies & Materials	\$ 314,149	\$ 370,911	\$ 378,886	\$ 363,630	\$ 363,630
Services & Maintenance	\$ 154,890	\$ 153,086	\$ 246,086	\$ 206,086	\$ 206,086
Internal Services	\$ 383,026	\$ 485,788	\$ 485,788	\$ 644,146	\$ 644,146
Capital Equipment	\$ 278,321	\$ 330,192	\$ 1,514,451	\$ 178,000	\$ 178,000
Subtotal	<u>\$ 11,817,376</u>	<u>\$ 11,720,379</u>	<u>\$ 13,005,613</u>	<u>\$ 11,623,563</u>	<u>\$ 11,623,563</u>
Capital Projects	\$ -	\$ -	\$ -	\$ -	\$ -
Cost Allocations	\$ -	\$ -	\$ -	\$ -	\$ -
Debt Service	\$ -	\$ -	\$ -	\$ -	\$ -
Interfund Transfers	\$ -	\$ -	\$ -	\$ -	\$ -
Subtotal	<u>\$ -</u>	<u>\$ -</u>	<u>\$ -</u>	<u>\$ -</u>	<u>\$ -</u>
Division Total	<u><u>\$ 11,817,376</u></u>	<u><u>\$ 11,720,379</u></u>	<u><u>\$ 13,005,613</u></u>	<u><u>\$ 11,623,563</u></u>	<u><u>\$ 11,623,563</u></u>

DIVISION SERVICE EFFORTS AND ACCOMPLISHMENTS

PATROL

GOALS:

- Reduce Part A crimes by 2% before the end of December 2023
- Decrease incapacitating and fatality collisions by 5% by the end of December 2023
- Increase our quality of service throughout the department and determine methods for measuring this by December 2023

OBJECTIVES:

- Partner with the Pace Unit to identify and apprehend individuals involved in criminal activity
- Conduct thorough crime scene investigations whenever possible.
- **20% increase in traffic contacts (citations and warnings) as compared to 2022**

PERFORMANCE MEASUREMENTS - RESULTS REPORT:

	FYE 21	FYE 22	FYE 23		FYE 24
	ACTUAL	ACTUAL	PLAN	ESTIMATE	PROJECTED
PERFORMANCE INDICATORS:					
Calls for service	66,377	78,753	92,000	85,000	90,000
Case reports taken	12,143	14,475	13,200	13,200	13,500
Traffic Contacts (citations/warnings)	15,091	10,442	18,400	15,000	15,000
Collisions investigated	1,850	2,223	2,000	2,100	2,000
Arrests made	5,036	5,508	5,350	5,300	5,500

DIVISION SUMMARY

10660230 SPECIAL INVESTIGATIONS

MISSION:

The mission of the Norman Police Department Special Investigations Division is to conduct complex and lengthy investigations requiring specialty tactics and resources with the goal of providing appropriate assistance to victims of crimes; conduct thorough investigations into reported criminal offenses; seek facts and when appropriate, submit charges; and assist in the successful prosecution of offenders.

The Special Investigations Division provides the resources, personnel, and expertise to conduct complex, lengthy investigations including narcotics investigations, crimes against persons, and property crimes. In some cases, the division may provide support through advice, equipment, or undercover operations.

PERSONNEL:

	FYE 22 ACTUAL	FYE 23 ORIGINAL	FYE 23 REVISED	FYE 24 PROPOSED	FYE 24 ADOPTED
Full-time Positions	7	7	7	7	7
Part-time Positions	0	0	0	0	0
Total Budgeted Positions	<u>7</u>	<u>7</u>	<u>7</u>	<u>7</u>	<u>7</u>

EXPENDITURES:

	FYE 22 ACTUAL	FYE 23 ORIGINAL	FYE 23 REVISED	FYE 24 PROPOSED	FYE 24 ADOPTED
Salaries & Benefits	\$ 894,624	\$ 901,669	\$ 901,669	\$ 971,349	\$ 971,349
Supplies & Materials	\$ 42,670	\$ 58,608	\$ 58,608	\$ 45,790	\$ 45,790
Services & Maintenance	\$ 36,209	\$ 40,158	\$ 40,158	\$ 42,158	\$ 42,158
Internal Services	\$ 31,892	\$ 44,626	\$ 44,626	\$ 50,232	\$ 50,232
Capital Equipment	\$ 13,186	\$ 2,000	\$ 2,000	\$ 26,000	\$ 26,000
Subtotal	<u>\$ 1,018,581</u>	<u>\$ 1,047,061</u>	<u>\$ 1,047,061</u>	<u>\$ 1,135,529</u>	<u>\$ 1,135,529</u>
Capital Projects	\$ -	\$ -	\$ -	\$ -	\$ -
Cost Allocations	\$ -	\$ -	\$ -	\$ -	\$ -
Debt Service	\$ -	\$ -	\$ -	\$ -	\$ -
Interfund Transfers	\$ -	\$ -	\$ -	\$ -	\$ -
Subtotal	<u>\$ -</u>	<u>\$ -</u>	<u>\$ -</u>	<u>\$ -</u>	<u>\$ -</u>
Division Total	<u><u>\$ 1,018,581</u></u>	<u><u>\$ 1,047,061</u></u>	<u><u>\$ 1,047,061</u></u>	<u><u>\$ 1,135,529</u></u>	<u><u>\$ 1,135,529</u></u>

DIVISION SERVICE EFFORTS AND ACCOMPLISHMENTS

SPECIAL INVESTIGATIONS

GOALS:

- Reduce Part A crimes by 2% before the end of December 2023
 - Decrease incapacitating and fatality collisions by 5% by the end of December 2023
 - Increase our quality of service throughout the department and determine methods for measuring this by December 2023
-

OBJECTIVES:

- Disseminate information involving drug trends and Internet Crimes against Children through local and social media to increase public awareness.
 - Work with other law enforcement agencies to disrupt transportation and delivery of narcotics/illicit drugs into the Norman community to assist in reducing Part A crimes.
 - Partner with Overdose Detection Mapping Program (ODMAP) to reduce fentanyl related overdoses and deaths in our community through Education and Enforcement.
 - Increase Narcotic and ICAC investigations by 5% to include COP follow ups.
 - Focus on staffing and anticipated attrition to ensure long term successes.
-

PERFORMANCE MEASUREMENTS - RESULTS REPORT:

	FYE 21 ACTUAL	FYE 22 ACTUAL	FYE 23 PLAN	FYE 23 ESTIMATE	FYE 24 PROJECTED
PERFORMANCE INDICATORS:					
Investigators	4	4	5	4	6
Number of investigations closed	86	84	90	90	100
Number of persons arrested	33	75	80	75	75
Search Warrants	89	62	80	80	85

DIVISION SUMMARY

10660115 STAFF SERVICES

MISSION:

The mission of the Staff Services Division is to work with internal and external partners and the community in an effort to increase department efficiency, readiness and accountability through the development of processes intended to achieve our department's mission and vision.

DESCRIPTION:

The Staff Services Division consists of a multiple sections including employee recruitment and hiring, training and development, payroll, budgeting and purchasing, crime analysis, technology maintenance and growth, research and development, personnel management, strategic planning, equipment inventories, records retention and release, digital media redactions and release, and PBX operations. The division provides front line customer support through the Records Section and is responsible for receiving and processing the city phone operator functions during business hours. In addition, the division includes Traffic, Parking Services, and Community Outreach Sections as well as the Problem Resolution Section. These elements of the division are focused on creating proactive, long term, root cause focused solutions to our community's social harms. The division provides extensive community outreach and crime prevention programs and partners with other community agencies in a unified effort to address concerns in our community.

PERSONNEL:

	FYE 22 ACTUAL	FYE 23 ORIGINAL	FYE 23 REVISED	FYE 24 PROPOSED	FYE 24 ADOPTED
Full-time Positions	21	30	31	40	40
Part-time Positions	<u>0</u>	<u>0</u>	<u>0</u>	<u>1</u>	<u>1</u>
Total Budgeted Positions	<u>21</u>	<u>30</u>	<u>31</u>	<u>41</u>	<u>41</u>

EXPENDITURES:

	FYE 22 ACTUAL	FYE 23 ORIGINAL	FYE 23 REVISED	FYE 24 PROPOSED	FYE 24 ADOPTED
Salaries & Benefits	\$ 1,958,980	\$ 2,638,480	\$ 2,638,480	\$ 3,835,511	\$ 3,835,511
Supplies & Materials	\$ 97,286	\$ 199,367	\$ 199,238	\$ 311,899	\$ 311,899
Services & Maintenance	\$ 360,506	\$ 544,507	\$ 546,661	\$ 564,041	\$ 564,041
Internal Services	\$ 100,728	\$ 113,502	\$ 113,502	\$ 218,670	\$ 218,670
Capital Equipment	\$ 36,681	\$ 335,005	\$ 323,236	\$ 223,400	\$ 223,400
Subtotal	<u>\$ 2,554,181</u>	<u>\$ 3,830,861</u>	<u>\$ 3,821,117</u>	<u>\$ 5,153,521</u>	<u>\$ 5,153,521</u>
Capital Projects	\$ -	\$ -	\$ -	\$ -	\$ -
Cost Allocations	\$ -	\$ -	\$ -	\$ -	\$ -
Debt Service	\$ -	\$ -	\$ -	\$ -	\$ -
Interfund Transfers	<u>\$ -</u>	<u>\$ -</u>	<u>\$ -</u>	<u>\$ -</u>	<u>\$ -</u>
Subtotal	<u>\$ -</u>	<u>\$ -</u>	<u>\$ -</u>	<u>\$ -</u>	<u>\$ -</u>
Division Total	<u>\$ 2,554,181</u>	<u>\$ 3,830,861</u>	<u>\$ 3,821,117</u>	<u>\$ 5,153,521</u>	<u>\$ 5,153,521</u>

**DIVISION SERVICE EFFORTS
AND ACCOMPLISHMENTS**
STAFF SERVICES

GOALS:

- Reduce Part A crimes by 2% before the end of December 2023
 - Decrease incapacitating and fatality collisions by 5% by the end of December 2023
 - Increase our quality of service throughout the department and determine methods for measuring this by December 2023
-

OBJECTIVES:

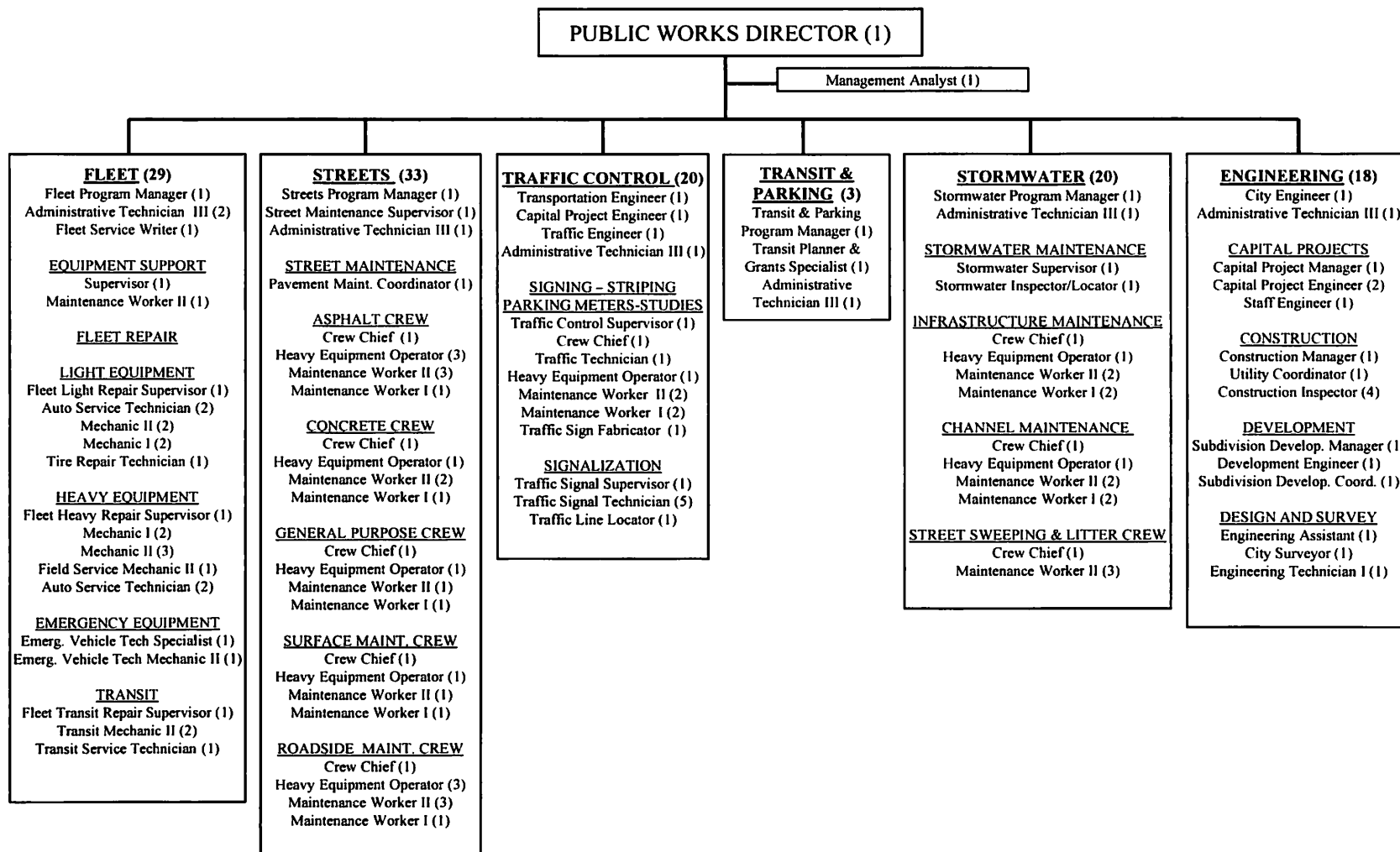
- Coordinate efforts across the department to identify higher than average criminal activity patterns, and focus efforts on addressing the concerns.
 - Monitor trends and patterns in traffic collisions and to identify areas requiring attention.
 - Increase public education of services provided and officer involvement in community with the goal of connecting resources to those in need.
 - Continue to recruit and train qualified candidates for all vacant positions in the agency.
-

PERFORMANCE MEASUREMENTS - RESULTS REPORT:

	FYE 21 ACTUAL	FYE 22 ACTUAL	FYE 23 PLAN	FYE 23 ESTIMATE	FYE 24 PROJECTED
PERFORMANCE INDICATORS:					
Total number of in-service training hours scheduled of commissioned personnel	30	30	30	30	30
Total number of firearms training sessions for commissioned officer	4	4	4	4	4
Percentage of officers qualified on CLEET firearms courses	100%	100%	100%	100%	100%
Number of officers qualified on NPD firearms courses	100%	100%	100%	100%	100%
Monthly Crime prediction packets	12	12	12	12	12
Records Counter Contacts	7,620	11,164	12,000	12,500	13,000
Records Phone Contacts	8,108	9,446	13,500	10,500	12,000
Records Cases Managed	11,239	7,831	13,000	12,000	12,000
Records Released	6,401	5,845	7,500	7,000	8,000
Videos Processed	742	269	850	300	400

PUBLIC WORKS DEPARTMENT

125 EMPLOYEES



DEPARTMENT SUMMARY

TOTAL PUBLIC WORKS

MISSION:

The mission of the Public Works Department is to provide exceptional transportation, stormwater/flood control and subdivision development services to the citizens of Norman.

DESCRIPTION:

The Public Works Department is organized into seven functional divisions: Administration, Engineering, Fleet Management, Streets, Stormwater, Traffic Control, and Transit & Parking. The Department provides transportation, stormwater/flood control and subdivision development services through development review, construction, reconstruction, operation, and maintenance of public infrastructure. It provides support to every City department through specification development, acquisition assistance, and maintenance of the City fleet. The department also manages the City's public transportation (bus transit) services.

PERSONNEL:

	FYE 22 ACTUAL	FYE 23 ORIGINAL	FYE 23 REVISED	FYE 24 PROPOSED	FYE 24 ADOPTED
Full-time Positions	112	112	112	109	109
Part-time Positions	<u>0</u>	<u>0</u>	<u>0</u>	<u>0</u>	<u>0</u>
Total Budgeted Positions	<u>112</u>	<u>112</u>	<u>112</u>	<u>109</u>	<u>109</u>

EXPENDITURES:

	FYE 22 ACTUAL	FYE 23 ORIGINAL	FYE 23 REVISED	FYE 24 PROPOSED	FYE 24 ADOPTED
Salaries & Benefits	\$ 8,328,094	\$ 9,031,149	\$ 9,032,649	\$ 9,965,774	\$ 9,965,774
Supplies & Materials	\$ 4,010,665	\$ 5,167,158	\$ 5,251,312	\$ 5,130,754	\$ 5,130,754
Services & Maintenance	\$ 2,636,706	\$ 3,297,367	\$ 4,014,724	\$ 3,607,798	\$ 3,607,798
Internal Services	\$ 803,877	\$ 933,430	\$ 933,430	\$ 1,279,048	\$ 1,279,048
Capital Equipment	\$ 1,065,585	\$ 2,037,504	\$ 2,039,504	\$ 3,204,658	\$ 3,204,658
Subtotal	<u>\$ 16,844,927</u>	<u>\$ 20,466,608</u>	<u>\$ 21,271,619</u>	<u>\$ 23,188,032</u>	<u>\$ 23,188,032</u>
Capital Projects	\$ -	\$ -	\$ -	\$ -	\$ -
Cost Allocations	\$ -	\$ -	\$ -	\$ -	\$ -
Debt Service	\$ -	\$ -	\$ -	\$ -	\$ -
Interfund Transfers	\$ -	\$ -	\$ -	\$ -	\$ -
Subtotal	<u>\$ -</u>	<u>\$ -</u>	<u>\$ -</u>	<u>\$ -</u>	<u>\$ -</u>
Department Total	<u>\$ 16,844,927</u>	<u>\$ 20,466,608</u>	<u>\$ 21,271,619</u>	<u>\$ 23,188,032</u>	<u>\$ 23,188,032</u>

DIVISION SUMMARY

10550201 ADMINISTRATION

MISSION:

The mission of the Administration Division is to provide management support to the Engineering, Fleet, Street, Stormwater, Traffic Control, and Transit & Parking Divisions.

DESCRIPTION:

The Administration Division is composed of the Director of Public Works and the Management Analyst.

PERSONNEL:

	FYE 22 ACTUAL	FYE 23 ORIGINAL	FYE 23 REVISED	FYE 24 PROPOSED	FYE 24 ADOPTED
Full-time Positions	2	2	2	2	2
Part-time Positions	0	0	0	0	0
Total Budgeted Positions	<u>2</u>	<u>2</u>	<u>2</u>	<u>2</u>	<u>2</u>

EXPENDITURES:

	FYE 22 ACTUAL	FYE 23 ORIGINAL	FYE 23 REVISED	FYE 24 PROPOSED	FYE 24 ADOPTED
Salaries & Benefits	\$ 312,385	\$ 314,330	\$ 315,830	\$ 319,568	\$ 319,568
Supplies & Materials	\$ 4,921	\$ 5,267	\$ 10,305	\$ 5,267	\$ 5,267
Services & Maintenance	\$ 22,339	\$ 59,029	\$ 52,491	\$ 56,607	\$ 56,607
Internal Services	\$ 43,194	\$ 44,417	\$ 44,417	\$ 48,051	\$ 48,051
Capital Equipment	\$ -	\$ -	\$ -	\$ -	\$ -
Subtotal	<u>\$ 382,839</u>	<u>\$ 423,043</u>	<u>\$ 423,043</u>	<u>\$ 429,493</u>	<u>\$ 429,493</u>
Capital Projects	\$ -	\$ -	\$ -	\$ -	\$ -
Cost Allocations	\$ -	\$ -	\$ -	\$ -	\$ -
Debt Service	\$ -	\$ -	\$ -	\$ -	\$ -
Interfund Transfers	\$ -	\$ -	\$ -	\$ -	\$ -
Subtotal	<u>\$ -</u>	<u>\$ -</u>	<u>\$ -</u>	<u>\$ -</u>	<u>\$ -</u>
Division Total	<u>\$ 382,839</u>	<u>\$ 423,043</u>	<u>\$ 423,043</u>	<u>\$ 429,493</u>	<u>\$ 429,493</u>

DIVISION SERVICE EFFORTS AND ACCOMPLISHMENTS

ADMINISTRATION

GOALS:

- Evaluate and identify present and future community needs, establish priorities, formulate long and short range public works plans. Research, develop and implement new strategies for innovative and improved service.
 - Ensure all work is performed in conformance with appropriate standards and specifications and maintain an awareness of federal and state regulations as they apply to various areas within the Public Works Department.
 - Establish goodwill and resolve/respond to various issues by attending meetings, and through correspondence with various County, State and Federal regulatory agencies, civic and business associations, representatives of the press, City officials, citizens, and other City departments.
 - Improve the appearance of the community through implementation of specific projects and programs.
 - Implement American Public Works Association (APWA) Accreditation Program with an eye toward “continuous improvement”.
-

OBJECTIVES:

- Coordinate major highway improvement projects with the Oklahoma Department of Transportation including Interstate 35, State Highway 9, West Main Street Bridge Project, 24th Avenue East Bond Project, 36th Avenue NW Bond Project, and Legacy Trail.
 - Continue the process of compliance with EPA and ODEQ Phase II Stormwater regulations by fulfilling the requirements of the NPDES permit and educate the community on the new regulations including the Lake Thunderbird TMDL.
 - Reduce traffic congestion/delay by monitoring and upgrading current Traffic Signal Timing Program, capital projects and other pro-active traffic system improvements.
 - Retain the City beautification program started as a litter control program including a right-of-way mowing and edging program through contract services and enhanced street sweeping operations.
 - Enhance City’s stormwater management and flood control programs through the successful implementation of the Stormwater Master Plan and enforcement of the City’s Floodplain Ordinance.
 - Assist the community in its desire to improve appearance and appeal of the University of Oklahoma including the implementation of a citywide Wayfinding Program.
 - Implement the City’s first (2014) Comprehensive Transportation Plan “Moving Forward”.
 - Implement 2012 G.O. Bond Program including eight (8) major Transportation/Stormwater projects.
 - Implement the City’s adopted Alternative Fuel Program including enhancement of the City’s Compressed Natural Gas (CNG) Fueling Facility and Vehicle Conversion Program.
 - Implement the City’s 2013 Fleet Management Plan to address efficiency and budget issues.
 - Implement the City's 2021-2026 Street Maintenance Bond Program valued at \$27 million
 - Serve as the City’s liaison to the Association of Central Oklahoma Governments (ACOG) for all transportation issues including acquisition of up to \$10 million in federal grants per year for local projects in Norman.
 - Serve as a key member of the City’s Response and Recovery Team for all weather disasters in Norman, particularly in the repair of damaged public infrastructure and the removal of debris.
 - Maintain over 800 miles of public streets in Norman.
 - Coordinate the land development, platting and building permit applications for hundreds of new residential, commercial and industrial properties each year.
 - Maintain the City’s fleet of over 900 vehicle and equipment items to the satisfaction of our customers who are made up on other City department personnel.
 - Manage the City's Public Parking Program.
 - Manage the City's Public Transportation (bus) System, EMBARK Norman.
 - Implement 2019 Transportation Bond Program including nineteen (19) projects.
-

PERFORMANCE MEASUREMENTS - RESULTS REPORT

	FYE 21 ACTUAL	FYE 22 ACTUAL	FYE 23 PLAN	FYE 23 ESTIMATE	FYE 24 PROJECTED
PERFORMANCE INDICATORS:					
Highway projects completed	50%	95%	95%	60%	60%
*NPDES permit compliance	100%	100%	100%	100%	100%
Implement Stormwater Master Plan	40%	65%	70%	50%	55%
Completion of Comprehensive Transportation Plan	35%	40%	45%	45%	50%
Implementation of Wayfinding plan	30%	35%	50%	50%	65%
Implementation of 2012 Bond Program	80%	85%	88%	88%	94%
Implementation of 2019 Transportation Bond Program	5%	10%	15%	10%	21%
Completion of 2021-2026 Street Maintenance Bond Program	n/a	20%	20%	40%	60%
Implementation 2014 Comprehensive Transportation Plan (CTP)	20%	30%	40%	45%	50%

Notes to Results Report: *NPDES – National Pollutant Discharge Elimination System

DIVISION SUMMARY

10550210 ENGINEERING

MISSION:

The mission of the Engineering Division is to provide prompt, courteous, skillful, and conscientious service to the citizens of Norman concerning transportation and development services.

DESCRIPTION:

The Engineering Division provides technical and management support for development, infrastructure and construction. Proposed public and private improvements, including platting and infrastructure design, within the City are administered and technically reviewed by Engineering staff. Roadway Capital Projects are administered within the division including design, acquiring right of way, utility relocation and construction of the improvements. The division is also responsible for construction inspection services for new infrastructure constructed as a part of new developments or capital projects.

PERSONNEL:

	FYE 22 ACTUAL	FYE 23 ORIGINAL	FYE 23 REVISED	FYE 24 PROPOSED	FYE 24 ADOPTED
Full-time Positions	13	13	13	13	13
Part-time Positions	<u>0</u>	<u>0</u>	<u>0</u>	<u>0</u>	<u>0</u>
Total Budgeted Positions	<u>13</u>	<u>13</u>	<u>13</u>	<u>13</u>	<u>13</u>

EXPENDITURES:

	FYE 22 ACTUAL	FYE 23 ORIGINAL	FYE 23 REVISED	FYE 24 PROPOSED	FYE 24 ADOPTED
Salaries & Benefits	\$ 1,095,645	\$ 1,211,729	\$ 1,211,729	\$ 1,322,590	\$ 1,322,590
Supplies & Materials	\$ 23,101	\$ 33,534	\$ 33,534	\$ 30,470	\$ 30,470
Services & Maintenance	\$ 41,066	\$ 48,705	\$ 48,705	\$ 48,093	\$ 48,093
Internal Services	\$ 30,733	\$ 35,913	\$ 35,913	\$ 44,645	\$ 44,645
Capital Equipment	\$ 7,345	\$ 4,000	\$ 4,000	\$ 10,000	\$ 10,000
Subtotal	<u>\$ 1,197,890</u>	<u>\$ 1,333,881</u>	<u>\$ 1,333,881</u>	<u>\$ 1,455,798</u>	<u>\$ 1,455,798</u>
Capital Projects	\$ -	\$ -	\$ -	\$ -	\$ -
Cost Allocations	\$ -	\$ -	\$ -	\$ -	\$ -
Debt Service	\$ -	\$ -	\$ -	\$ -	\$ -
Interfund Transfers	\$ -	\$ -	\$ -	\$ -	\$ -
Subtotal	<u>\$ -</u>	<u>\$ -</u>	<u>\$ -</u>	<u>\$ -</u>	<u>\$ -</u>
Division Total	<u>\$ 1,197,890</u>	<u>\$ 1,333,881</u>	<u>\$ 1,333,881</u>	<u>\$ 1,455,798</u>	<u>\$ 1,455,798</u>

DIVISION SERVICE EFFORTS AND ACCOMPLISHMENTS

ENGINEERING

GOALS:

- Respond to requests for information in a prompt, courteous manner.
- Manage projects efficiently and professionally.
- Provide other City Departments / Divisions with prompt, quality service.

OBJECTIVES:

- Respond to citizen complaints and regulatory agencies in a courteous, professional and timely manner.
- Perform more in-house designs of capital improvements, instead of using consulting engineers.
- Build and inspect construction projects in strict accordance with the plans and specifications.
- Complete construction projects on time and within budget.
- Investigate issues in the public Right-of-Way promptly.
- Provide technical advice to other City Departments / Divisions.

PERFORMANCE MEASUREMENTS - RESULTS REPORT:

	FYE 21 ACTUAL	FYE 22 ACTUAL	PLAN	FYE 23 ESTIMATE	FYE 24 PROJECTED
PERFORMANCE INDICATORS:					
Complete projects within 15% of the original budget, 80% of the time	100%	85%	80%	75%	75%
Complete projects on time, 75% of the time	90%	90%	80%	85%	85%
Keep engineering, staking and quality control costs to less than 15% of the construction costs, 90% of the time	100%	95%	90%	95%	95%
Addresses will be assigned within 5 working days, 70% of the time	95%	100%	70%	100%	100%
Lot line adjustments will be completed within 5 working days, 70% of the time	100%	90%	85%	90%	90%
Public requests for information will be provided within 2 hours, 70% of the time	98%	90%	95%	90%	95%
Will inspect all active projects once a day, 90% of the time	95%	100%	95%	100%	100%
Prepare development punch list within 1 day of the final inspection, 90% of the time	98%	100%	90%	95%	95%
Will comply with the project plans and specifications, 100% of the time	100%	100%	100%	100%	100%
The review of residential building permits will be completed within 3 working days, 75% of the time	98%	95%	75%	95%	90%
2012 Transportation Bond Program	70%	70%	86%	81%	90%
2019 Transportation Bond Program	0%	5%	32%	14%	38%
The review of commercial building permits will be completed within 7 working days, 75% of the time	100%	85%	75%	85%	90%

DIVISION SUMMARY

10550170 FLEET ADMINISTRATION

MISSION:

The mission of the Public Works Fleet Administration Division is to provide safe, economical, state-of-the-art, environmentally friendly transportation and service to allow departments to fulfill their official duties and to enhance citizen mobility, accessibility, and transportation choices that are safe, economical, and reliable. The Public Works Fleet Administration Division also ensures the City's Public Compressed Natural Gas (CNG) Fueling Facility and Public Electric Vehicle (EV) Chargers remain open to the public 24 hours a day. Fleet Administration uses a Fleet Management Information Software program to ensure accurate mechanic productivity, repair types, work orders, parts issued, inventory, fuel, and equipment replacement needs are posted. In addition, FuelMaster is a fuel management system used by the Fleet Division to track usage of compressed natural gas (CNG), unleaded and diesel. FuelMaster allows the Fleet Division to report accurate usage of CNG from the public and private sector to the IRS for tax purposes.

DESCRIPTION:

There are 29 employees within the Fleet Administration and Repair Divisions. The Fleet Division provides the administrative, logistical and mechanical support to all City departments who operate City owned equipment/vehicles. In addition, the Fleet Division provides the administrative, logistical, and mechanical support to the public who utilize the City's Public Compressed Natural Gas (CNG) Fueling Facility, as well as, the Public Transit services. Fleet staff is responsible for establishing citywide budget figures based on a five year average usage for the coming fiscal year with regards to the internal fuel, parts, and sublet accounts. Fleet Administrative staff establishes capital funds by awarding bids and/or using state contracts relating to the acquisition of new equipment/vehicles. The Equipment Support Supervisor and 1 Light Equipment Technician are responsible for the daily maintenance and the periodic repair, including ordering all parts and supplies for both repairs and preventative maintenance of the City of Norman's CNG Fueling Facility.

PERSONNEL:

	FYE 22 ACTUAL	FYE 23 ORIGINAL	FYE 23 REVISED	FYE 24 PROPOSED	FYE 24 ADOPTED
Full-time Positions	4	4	4	4	4
Part-time Positions	0	0	0	0	0
Total Budgeted Positions	4	4	4	4	4

EXPENDITURES:

	FYE 22 ACTUAL	FYE 23 ORIGINAL	FYE 23 REVISED	FYE 24 PROPOSED	FYE 24 ADOPTED
Salaries & Benefits	\$ 303,015	\$ 387,846	\$ 387,846	\$ 480,597	\$ 480,597
Supplies & Materials	\$ 8,852	\$ 12,821	\$ 13,201	\$ 14,156	\$ 14,156
Services & Maintenance	\$ 108,543	\$ 96,021	\$ 95,641	\$ 183,969	\$ 183,969
Internal Services	\$ 2,052	\$ 3,678	\$ 3,678	\$ 7,669	\$ 7,669
Capital Equipment	\$ 88,184	\$ 4,000	\$ 4,000	\$ 4,000	\$ 4,000
Subtotal	<u>\$ 510,646</u>	<u>\$ 504,366</u>	<u>\$ 504,366</u>	<u>\$ 690,391</u>	<u>\$ 690,391</u>
Division Total	<u><u>\$ 510,646</u></u>	<u><u>\$ 504,366</u></u>	<u><u>\$ 504,366</u></u>	<u><u>\$ 690,391</u></u>	<u><u>\$ 690,391</u></u>

DIVISION SERVICE EFFORTS AND ACCOMPLISHMENTS

FLEET ADMINISTRATION

GOALS:

- Provide support services to all City divisions and the public.
- Provide support services to all Norman citizens.
- Provide timely Preventive Maintenance.
- Web access to status of vehicle repair.
- Right-size the organization for long term sustainability.
- Fuel management and regulatory compliance.
- Pilot/demo/evaluate new vehicle and equipment technologies.
- Create a department culture that fosters and promotes teamwork.
- Strive to present a more professional appearance and attitude.

OBJECTIVES:

- To increase the awareness of the City's personnel in the need to support the Preventative Maintenance Service Program for vehicles/equipment to ensure safety standards are continually met, liabilities are reduced, and an overall reduction in maintenance costs can be achieved.
- Purchase vehicles and equipment following the guidelines of the City's Alternative Fuel Program.
- Work with City divisions to obtain equipment and vehicles that will be utilized to their maximum potential and remove obsolete, under-utilized equipment and vehicles from inventory.

PERFORMANCE MEASUREMENTS - RESULTS REPORT:

	FYE 21 ACTUAL	FYE 22 ACTUAL	FYE 23 PLAN	FYE 24 ESTIMATE	FYE 24 PROJECTED
PERFORMANCE INDICATORS:					
Preventive maintenance program					
(missed or late services)	353	214	306	308	295
(completed services)	1,411	1,304	1,546	1,650	1,478
Capital Equipment/Vehicle Outlay					
General Fund (excluding Westwood)	\$2,150,365	\$2,298,717	\$2,203,186	\$2,155,485	\$3,945,500
PSST Fund	\$211,272	\$413,930	\$1,622,035	\$287,792	\$248,400
Water/WRF Utility Funds	\$0	\$709,615	\$359,665	\$137,365	\$226,275
Sanitation Fund	\$3,575,162	\$3,707,199	\$4,918,444	\$3,099,689	\$3,224,376
Public Transportation Fund	\$5,114,079	\$1,361,417	\$4,505,000	\$625,000	\$630,000
Vehicle Replacement Report:					
<i>No. of requests received for replacement</i>					
General Fund (excluding Westwood)	144	156	139	139	126
PSST Fund	3	5	15	15	11
Water/WRF Utility Funds	9	17	4	3	16
Sanitation Fund	10	12	20	20	19
Public Transportation Fund	14	15	13	13	15
Fixed Routes	9	10	8	8	5
Paratransit	5	5	5	5	10

PERFORMANCE MEASUREMENTS - RESULTS REPORT (continued)

	FYE 21 ACTUAL	FYE 22 ACTUAL	FYE 23 PLAN	FYE 23 ESTIMATE	FYE 24 PROJECTED
PERFORMANCE INDICATORS:					
<i>No. of requests approved for replacement</i>					
General Fund (excluding Westwood)	28	34	15	16	36
PSST Fund	0	3	3	4	5
Water/WRF Utility Funds	3	17	3	3	10
Sanitation Fund	10	12	15	12	10
Public Transportation Fund	1	3	5	2	3
<i>No. of requests deferred for replacement</i>					
General Fund (excluding Westwood)	116	122	124	123	90
PSST Fund	3	2	12	11	6
Water/WRF Utility Funds	6	0	1	0	6
Sanitation Fund	10	0	5	1	9
Public Transportation Fund	4	2	8	3	12
Fuel Report:					
Diesel / gallons dispensed	221,832	253,735	216,139	257,867	273,393
Unleaded gasoline / gallons dispensed	225,016	235,363	182,947	252,400	223,932
Compressed natural gas dispensed	182,124	390,892	210,887	338,931	280,709
Compressed natural gas sold to public:					
Gallons	47,321	58,141	51,550	72,602	57,404
Sales	\$66,411	\$90,986	\$73,672	\$145,621	\$94,173

Notes to Results Report:

Preventive Maintenance Program: This program is designed with the intent to “prevent” major repairs before they happen. Vehicles/equipment are scheduled on a routine basis, specifically every 4,000 miles (250 hours for those with meters) or every 6 months, whichever comes first. With the cleaner burning fuel on our CNG vehicles, they are scheduled on a routine basis, specifically every 7,500 miles (500 hours for those with meters) or once a year, whichever comes first. Public Transportation fixed route and paratransit vehicles are scheduled on a routine basis, specifically every 5,000 miles. With the cleaner burning fuel on our CNG vehicles, they are scheduled on a routine basis of once a year.

Capital Equipment/Vehicle outlay: The Fleet Division uses the Oklahoma State Contract, where applicable, as one of its main tools in purchasing cars, police vehicles, pickup trucks and large chassis, which helps keep the initial investment lower.

Vehicle Replacement Analysis: Available through the FASTER program used by the Fleet Division, this report identifies units that are in need of replacement before maintenance costs exceed the value of a replacement. FASTER automatically calculates equipment replacement needs based on age, usage, and maintenance dollars spent using a fifteen (15) point system. Items ranked twelve (12) points and above are evaluated for replacement.

Support of City Policies: The Fleet Division supports and aids in drafting policies that prohibit unskilled and untrained employees from performing repairs and/or modifications to City vehicles and equipment.

DIVISION SUMMARY

10550175 FLEET CNG STATION

MISSION:

The Compressed Natural Gas (CNG) Station is a fueling facility for the City's fleet and the public. Fleet tracks CNG usage of the public and City's fleet while maintaining the fueling facility, ensuring it is open to the public 24 hours a day.

DESCRIPTION:

FuelMaster is a system used by Fleet to track usage of compressed natural gas (CNG), unleaded fuel, and diesel. FuelMaster allows Fleet to report bi-weekly usage of CNG from the public and private sectors to the Internal Revenue Service and the Oklahoma Tax Commission for payment of motor fuel taxes. The approximate annual amount of CNG gallons is 307,290.

PERSONNEL:

	FYE 22 ACTUAL	FYE 23 ORIGINAL	FYE 23 REVISED	FYE 24 PROPOSED	FYE 24 ADOPTED
Full-time Positions	0	0	0	0	0
Part-time Positions	0	0	0	0	0
Total Budgeted Positions	0	0	0	0	0

EXPENDITURES:

	FYE 22 ACTUAL	FYE 23 ORIGINAL	FYE 23 REVISED	FYE 24 PROPOSED	FYE 24 ADOPTED
Salaries & Benefits	\$ 101,205	\$ 107,869	\$ 107,869	\$ 76,554	\$ 76,554
Supplies & Materials	\$ 284,419	\$ 146,050	\$ 145,750	\$ 234,700	\$ 234,700
Services & Maintenance	\$ 22,202	\$ 109,700	\$ 110,000	\$ 109,700	\$ 109,700
Internal Services	\$ -	\$ -	\$ -	\$ -	\$ -
Capital Equipment	\$ -	\$ 75,000	\$ 75,000	\$ 3,500	\$ 3,500
Subtotal	\$ 407,826	\$ 438,619	\$ 438,619	\$ 424,454	\$ 424,454
Capital Projects	\$ -	\$ -	\$ -	\$ -	\$ -
Cost Allocation	\$ -	\$ -	\$ -	\$ -	\$ -
Debt Service	\$ -	\$ -	\$ -	\$ -	\$ -
Interfund Transfers	\$ -	\$ -	\$ -	\$ -	\$ -
Subtotal	\$ -	\$ -	\$ -	\$ -	\$ -
Division Total	\$ 407,826	\$ 438,619	\$ 438,619	\$ 424,454	\$ 424,454

**DIVISION SERVICE EFFORTS
AND ACCOMPLISHMENTS**
FLEET CNG STATION

GOALS:

To provide City of Norman citizens and City departments with compressed natural gas (CNG), and to provide consistent and reliable service 24 hours a day, 7 days a week.

OBJECTIVES:

Deliver the highest level of customer service, conduct all department business in an ethical and timely manner, and always take a proactive rather than reactive approach to identify problems or issues and initiate corrective action immediately.

PERFORMANCE MEASUREMENTS - RESULTS REPORT:

	FYE 21 ACTUAL	FYE 22 ACTUAL	FYE 23 PLAN	FYE 23 ESTIMATE	FYE 24 PROJECTED
PERFORMANCE INDICATORS:					
Number of CNG Transactions	3,248	6,916	3,137	8,600	6,255
Number of CNG gallons	257,816	390,892	326,763	338,930	329,213

DIVISION SUMMARY

10550173 FLEET FUEL & PARTS INVENTORY

MISSION:

The mission of the Fleet Division is to support City departments and agencies in the delivery of municipal services by ensuring that the City vehicles (approx. 967) and other automotive-related equipment are available, dependable, and safe to operate. Supply the City's vehicles and equipment with reliable fuel, including CNG, unleaded, and diesel.

DESCRIPTION:

This division accounts for all fuel and parts inventory for all of the City's vehicles and pieces of equipment. The Fleet Division oversees the annual fuel usage of all City departments totaling 893,500 gallons of diesel, unleaded, and CNG annually.

PERSONNEL:

	FYE 22 ACTUAL	FYE 23 ORIGINAL	FYE 23 REVISED	FYE 24 PROPOSED	FYE 24 ADOPTED
Full-time Positions	0	0	0	0	0
Part-time Positions	0	0	0	0	0
Total Budgeted Positions	0	0	0	0	0

EXPENDITURES:

	FYE 22 ACTUAL	FYE 23 ORIGINAL	FYE 23 REVISED	FYE 24 PROPOSED	FYE 24 ADOPTED
Salaries & Benefits	\$ -	\$ -	\$ -	\$ -	\$ -
Supplies & Materials	\$ 2,522,913	\$ 3,547,595	\$ 3,547,595	\$ 3,345,780	\$ 3,345,780
Services & Maintenance	\$ 566,205	\$ 509,077	\$ 509,077	\$ 632,663	\$ 632,663
Internal Services	\$ -	\$ -	\$ -	\$ 45,000	\$ 45,000
Capital Equipment	\$ -	\$ -	\$ -	\$ -	\$ -
Subtotal	\$ 3,089,118	\$ 4,056,672	\$ 4,056,672	\$ 4,023,443	\$ 4,023,443
Capital Projects	\$ -	\$ -	\$ -	\$ -	\$ -
Cost Allocations	\$ -	\$ -	\$ -	\$ -	\$ -
Debt Service	\$ -	\$ -	\$ -	\$ -	\$ -
Interfund Transfers	\$ -	\$ -	\$ -	\$ -	\$ -
Subtotal	\$ -	\$ -	\$ -	\$ -	\$ -
Division Total	\$ 3,089,118	\$ 4,056,672	\$ 4,056,672	\$ 4,023,443	\$ 4,023,443

**DIVISION SERVICE EFFORTS
AND ACCOMPLISHMENTS**
FLEET FUEL & PARTS INVENTORY

GOALS:

Provide 90% of the non-consumable parts requirements on demand and 95% of the parts requirements within two (2) business hours of demand.

MISSION:

Deliver the highest level of customer service, conduct all department business in an ethical and timely manner, and always take a proactive rather than reactive approach to identify problems or issues and initiate corrective action immediately.

PERFORMANCE MEASUREMENTS - RESULTS REPORT

	FYE 21 ACTUAL	FYE 22 ACTUAL	FYE 23 PLAN	FYE 24 ESTIMATE	FYE 24 PROJECTED
PERFORMANCE INDICATORS:					
Non-consumable parts: On-					
Demand	>90%	>90%	>90%	>90%	>90%
Within 2 business hours	>95%	>95%	>95%	>95%	>95%

DIVISION SUMMARY

10550171 FLEET AUTOMOTIVE/LIGHT EQUIPMENT REPAIR

MISSION:

The mission of the Fleet Light Repair Shop is to support the City Departments and agencies in the delivery of municipal services by ensuring that City vehicles and other automotive-related equipment are available, dependable, and safe to operate in a timely manner.

DESCRIPTION:

The Fleet Light Repair Shop is comprised of 1 shop Supervisor and 7 Technicians: 1 Mechanic II, 3 Mechanic I's, 2 Auto Service Technicians, and 1 Tire Technician. These 8 Fleet employees are responsible for 583 of the 905 pieces of equipment and automotive units in the City's fleet. The Fleet Automotive/Light Equipment Shop has maintained the Automotive Service of Excellence (ASE) Blue Seal Program since October 2008. This is achieved by having 75% or more technicians ASE certified in each area of service provided. The Shop Supervisor is responsible for prioritizing equipment repairs to ensure all departments have a safe and ample amount of equipment available at all times. The Supervisor oversees the day-to-day operations, provides for the health, welfare, and safety of the division employees as it relates to personnel, equipment, shop, and environmental safety.

PERSONNEL:

	FYE 22 ACTUAL	FYE 23 ORIGINAL	FYE 23 REVISED	FYE 24 PROPOSED	FYE 24 ADOPTED
Full-time Positions	7	7	7	7	7
Part-time Positions	<u>0</u>	<u>0</u>	<u>0</u>	<u>0</u>	<u>0</u>
Total Budgeted Positions	<u>7</u>	<u>7</u>	<u>7</u>	<u>7</u>	<u>7</u>

EXPENDITURES:

	FYE 22 ACTUAL	FYE 23 ORIGINAL	FYE 23 REVISED	FYE 24 PROPOSED	FYE 24 ADOPTED
Salaries & Benefits	\$ 460,455	\$ 528,844	\$ 528,844	\$ 582,246	\$ 582,246
Supplies & Materials	\$ 21,992	\$ 28,210	\$ 28,210	\$ 33,695	\$ 33,695
Services & Maintenance	\$ 18,852	\$ 25,819	\$ 25,819	\$ 25,819	\$ 25,819
Internal Services	\$ 13,952	\$ 17,094	\$ 17,094	\$ 47,942	\$ 47,942
Capital Equipment	\$ -	\$ 17,840	\$ 17,840	\$ 63,204	\$ 63,204
Subtotal	<u>\$ 515,251</u>	<u>\$ 617,807</u>	<u>\$ 617,807</u>	<u>\$ 752,906</u>	<u>\$ 752,906</u>
Capital Projects	\$ -	\$ -	\$ -	\$ -	\$ -
Cost Allocations	\$ -	\$ -	\$ -	\$ -	\$ -
Debt Service	\$ -	\$ -	\$ -	\$ -	\$ -
Interfund Transfers	\$ -	\$ -	\$ -	\$ -	\$ -
Subtotal	<u>\$ -</u>	<u>\$ -</u>	<u>\$ -</u>	<u>\$ -</u>	<u>\$ -</u>
Division Total	<u>\$ 515,251</u>	<u>\$ 617,807</u>	<u>\$ 617,807</u>	<u>\$ 752,906</u>	<u>\$ 752,906</u>

**DIVISION SERVICE EFFORTS
AND ACCOMPLISHMENTS**
FLEET AUTOMOTIVE/LIGHT EQUIPMENT REPAIR

GOALS:

- Provide safe and reliable repairs to all Divisions that the Fleet Light Equipment Repair Services represents.
 - Maintain the ASE Blue Seal of Excellence Program and keep the Fleet facility ASE certified.
 - Provide outsourcing for repairs not provided in-house for vehicles and equipment.
 - Deliver the highest level of customer service.
 - Complete 80% of repairs in 24 hours and 90% of repairs in 48 hours.
 - Provide 85% on demand for non-consumables; 90% of parts requirements will be available within 4 business hours; 98% on demand of repair parts designated as preventative maintenance requirements.
 - Uphold a higher standard relationship with all customers.
 - Productivity goal of 72% or above.
 - Provide technician training that covers the latest technological advances for the City's equipment.
 - 95% overall equipment availability at any given time.
-

OBJECTIVES:

- Deliver the highest level of customer service.
 - Conduct all Department business in an ethical and timely manner.
 - Always take a proactive rather than reactive approach to identify problems or issues and initiate corrective action immediately.
 - Increase the awareness of the City's personnel in the need to support the Preventive Maintenance Service program for vehicles and equipment so that safety standards are continually met, liabilities are reduced, and an overall reduction in repair costs can be achieved.
 - Benchmark repairs with industry standards.
 - Keep come-back repairs to a minimum (<5%).
-

PERFORMANCE MEASUREMENTS - RESULTS REPORT:

	FYE 21 ACTUAL	FYE 22 ACTUAL	FYE 23 PLAN	FYE 24 ESTIMATE	FYE 24 PROJECTED
PERFORMANCE INDICATORS:					
Number of light duty units	611	630	635	643	650
Number of light duty CNG units	90	95	96	90	90
Yearly productive average (national average is 70%)	75%	77%	70%	77%	70%
Benchmark vehicle repair standards (average exceeding industry standard)	0.37%	0.40%	>0.30%	0.40%	>0.3%
Preventive Maintenance Program:					
(missed or late services)	271	246	250	246	250
(completed services)	967	930	970	930	1,050
Work orders completed	2,603	3,877	3,000	2,632	3,000
(# of scheduled repairs)	1,286	1,548	2,000	1,066	2,000
(# of unscheduled repairs)	1,317	1,336	1,000	944	1,000
# of Sublet Vendor Repairs	54	111	30	45	30

Notes to Results Report:

ASE – Automotive Service Excellence

CNG – Compressed Natural Gas

DIVISION SUMMARY

10550172 FLEET TRUCK/HEAVY EQUIPMENT REPAIR

MISSION:

The mission of the Fleet Heavy Repair Shop is to service and maintain the City's fleet of heavy equipment and class five through class eight trucks and trailers. Fleet services and repairs these units in the shop as well as in the field when necessary.

DESCRIPTION:

The fleet heavy repair shop is tasked with maintenance, repair, and procurement of the City of Norman's heavy equipment and class five through class eight trucks and trailers. This division consists of one Public Works Supervisor, one Field Service Mechanic II, three Mechanic II's, and two Service Technicians. These nine employees are responsible for all heavy trucks and pieces of equipment. This includes all of the refuse trucks and all large equipment used to repair and maintain the streets, stormwater, solid waste operations, and line maintenance divisions in the City of Norman, as well as all other departments in the City. The Fleet Heavy Equipment Shop has maintained the Automotive Service of Excellence (ASE) Blue Seal Program since October 2008. This is achieved by having 75% or more technicians ASE certified in each area of service provided.

PERSONNEL:

	FYE 22 ACTUAL	FYE 23 ORIGINAL	FYE 23 REVISED	FYE 24 PROPOSED	FYE 24 ADOPTED
Full-time Positions	10	10	10	10	10
Part-time Positions	0	0	0	0	0
Total Budgeted Positions	10	10	10	10	10

EXPENDITURES:

	FYE 22 ACTUAL	FYE 23 ORIGINAL	FYE 23 REVISED	FYE 24 PROPOSED	FYE 24 ADOPTED
Salaries & Benefits	\$ 668,118	\$ 755,923	\$ 755,923	\$ 821,359	\$ 821,359
Supplies & Materials	\$ 26,122	\$ 29,804	\$ 28,304	\$ 34,362	\$ 34,362
Services & Maintenance	\$ 12,572	\$ 17,937	\$ 19,437	\$ 17,999	\$ 17,999
Internal Services	\$ 7,727	\$ 13,250	\$ 13,250	\$ 27,380	\$ 27,380
Capital Equipment	\$ 30,965	\$ 19,000	\$ 19,000	\$ 100,100	\$ 100,100
Subtotal	<u>\$ 745,504</u>	<u>\$ 835,914</u>	<u>\$ 835,914</u>	<u>\$ 1,001,200</u>	<u>\$ 1,001,200</u>
Capital Projects	\$ -	\$ -	\$ -	\$ -	\$ -
Cost Allocations	\$ -	\$ -	\$ -	\$ -	\$ -
Debt Service	\$ -	\$ -	\$ -	\$ -	\$ -
Interfund Transfers	\$ -	\$ -	\$ -	\$ -	\$ -
Subtotal	<u>\$ -</u>	<u>\$ -</u>	<u>\$ -</u>	<u>\$ -</u>	<u>\$ -</u>
Division Total	<u><u>\$ 745,504</u></u>	<u><u>\$ 835,914</u></u>	<u><u>\$ 835,914</u></u>	<u><u>\$ 1,001,200</u></u>	<u><u>\$ 1,001,200</u></u>

DIVISION SERVICE EFFORTS AND ACCOMPLISHMENTS

FLEET REPAIR SERVICES – HEAVY DUTY

GOALS:

- Provide safe and reliable repairs to all Divisions that Heavy Truck/Equipment Repair Services represents.
 - Maintain the ASE Blue Seal of Excellence Program and keep the Fleet facility ASE certified.
 - Provide outsourcing for repairs not provided in-house for vehicles and equipment.
 - Deliver the highest level of customer service.
 - Complete 80% of repairs in 24 hours and 90% of repairs in 48 hours.
 - Provide 85% on demand for non-consumables; 90% of parts requirements will be available within 4 business hours; 98% on demand of repair parts designated as preventative maintenance requirements.
 - Uphold a higher standard relationship with all customers.
 - Productivity goal of 72% or above.
 - 95% overall equipment availability at any given time.
-

OBJECTIVES:

- Deliver the highest level of customer service.
 - Conduct all department business in an ethical and timely manner.
 - Always take a proactive rather than reactive approach to identify problems or issues and initiate corrective action immediately.
 - Increase the awareness of the City’s personnel in the need to support the Preventive Maintenance Service program for vehicles and equipment so that safety standards are continually met, liabilities are reduced, and an overall reduction in repair costs can be achieved.
 - Benchmark repairs with industry standards.
 - Keep come-back repairs to a minimum (<5%).
-

PERFORMANCE MEASUREMENTS - RESULTS REPORT:

	FYE 21 ACTUAL	FYE 22 ACTUAL	FYE 23 PLAN	FYE 24 ESTIMATE	FYE 24 PROJECTED
PERFORMANCE INDICATORS:					
Heavy duty units	322	325	325	327	335
Heavy duty CNG vehicles	46	44	50	48	55
Yearly productive average (national standard avg is 70%)	75%	81%	70	77%	70%
Benchmark vehicle repair standards (avg exceeding industry standard)	53%	57%	>0.5%	56%	>.5%
Preventive Maintenance Program:					
(missed or late services)	79	50	50	78	67
(completed services)	340	375	375	290	268
Work orders completed	2,500	3,374	2,784	2,170	2,250
(# of scheduled repairs)	713	764	804	540	2,000
(# of unscheduled repairs)	1,439	2,005	1,980	1,366	250
(# of sublet vendor repairs)	107	119	90	80	80

Notes to Results Report:

ASE – Automotive Service Excellence
CNG – Compressed Natural Gas

DIVISION SUMMARY

10550222 STORMWATER MAINTENANCE

MISSION:

The Stormwater Division is responsible for the protection of the health, safety, and welfare of the people of Norman through the regulation and maintenance of the City's municipal separate storm sewer system (MS4) and the administration of the floodplain permitting process. The Stormwater division controls the direct or indirect introduction of pollutants by any source or user into the MS4 through the permitting process and emergency spill response process to ensure compliance with state stormwater regulations, including the Phase II MS4 general permit and the Lake Thunderbird Total Maximum Daily Load (TMDL). Maintenance and improvement of the City's MS4 addresses continued efficient day to day operation as well as emergency repairs to help ensure flood waters move safely throughout the city. The Stormwater division is additionally responsible for administering the City's floodplain permitting process. Floodplain permitting efforts help ensure the welfare and protection from floodwaters of lives and property within the City as well as the protection of the City's natural water resources.

DESCRIPTION:

- Respond to citizen requests, drainage concerns, and the City of Norman Action Center notifications within a twenty-four hour period.
 - Administer the floodplain and earth change permitting processes.
 - Ensure proper management of compliance with the Phase II MS4 program and Lake Thunderbird TMDL Compliance and Monitoring Plans.
 - Control the direct or indirect introduction of pollutants into the MS4 by stormwater discharges from any source or user.
 - Control the introduction into the MS4 of any spills or dumped or disposed material other than stormwater.
 - Prohibit illicit connections and illegal discharges to the MS4.
 - Inspect and monitor the MS4 to ensure compliance with applicable stormwater requirements.
 - Inspect and enforce stormwater requirements at construction sites.
 - Provide for the management and maintenance of the MS4 for flood control purposes.
 - Perform erosion control and debris removal within publicly owned drainage ways.
 - Maintain approximately 102 miles of storm sewers.
 - Maintain bridges and culverts.
 - Conduct street sweeping on major arterial and collector streets.
 - Provide emergency disaster response related to flooding, winter storms, severe storms, and non-hazardous material chemical spills.
 - Coordinate rural drainage improvement projects with Cleveland County.
-

PERSONNEL:

	FYE 22 ACTUAL	FYE 23 ORIGINAL	FYE 23 REVISED	FYE 24 PROPOSED	FYE 24 ADOPTED
Full-time Positions	18	18	18	20	20
Part-time Positions	0	0	0	0	0
Total Budgeted Positions	18	18	18	20	20

EXPENDITURES:

	FYE 22 ACTUAL	FYE 23 ORIGINAL	FYE 23 REVISED	FYE 24 PROPOSED	FYE 24 ADOPTED
Salaries & Benefits	\$ 1,300,896	\$ 1,362,664	\$ 1,362,664	\$ 1,637,032	\$ 1,637,032
Supplies & Materials	\$ 246,118	\$ 290,580	\$ 312,080	\$ 333,484	\$ 333,484
Services & Maintenance	\$ 169,417	\$ 216,940	\$ 195,440	\$ 171,810	\$ 171,810
Internal Services	\$ 183,566	\$ 223,308	\$ 223,308	\$ 252,817	\$ 252,817
Capital Equipment	\$ 351,596	\$ 846,600	\$ 846,600	\$ 959,949	\$ 959,949
Subtotal	<u>\$ 2,251,593</u>	<u>\$ 2,940,092</u>	<u>\$ 2,940,092</u>	<u>\$ 3,355,092</u>	<u>\$ 3,355,092</u>
Capital Projects	\$ -	\$ -	\$ -	\$ -	\$ -
Cost Allocation	\$ -	\$ -	\$ -	\$ -	\$ -
Debt Service	\$ -	\$ -	\$ -	\$ -	\$ -
Interfund Transfers	\$ -	\$ -	\$ -	\$ -	\$ -
Subtotal	<u>\$ -</u>	<u>\$ -</u>	<u>\$ -</u>	<u>\$ -</u>	<u>\$ -</u>
Division Total	<u>\$ 2,251,593</u>	<u>\$ 2,940,092</u>	<u>\$ 2,940,092</u>	<u>\$ 3,355,092</u>	<u>\$ 3,355,092</u>

DIVISION SERVICE EFFORTS AND ACCOMPLISHMENTS

STORMWATER MAINTENANCE

GOALS:

To manage and perform construction, maintenance, and inspections of the City of Norman’s Municipal Separate Storm Sewer System (MS4), bridges, culverts, drainage channels, detention ponds, and surface waters for potential stormwater problems related to drainage and water quality. To manage stormwater pollution issues and flood damage control and respond to emergency situations. To aid in the Norman City Council Strategic Plan, vision, and goals, for a functional, attractive, and clean and green Norman.

OBJECTIVES:

- Investigate drainage problems promptly.
 - Manage and provide response to citizen’s maintenance requests and the City of Norman Action Center notifications within a twenty-four hour response time.
 - Permit earth disturbing activities greater than or equal to 1 acre.
 - Permit floodplain activities as appropriate.
 - Provide efficient storm sewer system maintenance.
 - Maintain clean streets and limit the amount of pollutants that enter the storm sewer system by sweeping curb and gutter streets.
 - Ensure compliance with state stormwater regulations, including the Phase II MS4 general permit and the Lake Thunderbird TMDL.
-

PERFORMANCE MEASUREMENTS - RESULTS REPORT:

	FYE 21 ACTUAL	FYE 22 ACTUAL	FYE 23 PLAN	FYE 23 ESTIMATE	FYE 24 PROJECTED
PERFORMANCE INDICATORS:					
Respond to stormwater complaints and drainage concerns within 24 hours	99%	99%	95%	99%	99%
Mechanically sweep 500 curb miles per month	82%	85%	50%	83%	85%
Inspect and clean 100% of the urban drainage inlets three times a year	89%	90%	50%	75%	65%
Mow 2,271,548 square-feet (52 acres) of open drainage ways, 6x per year	53%	56%	90%	75%	70%
collect 60 tons of litter annually from drainage cahnnels and rights of way in the urban and rural areas	0%	55%	100%	120%	100%

DIVISION SUMMARY

10550221 STREETS DIVISION

MISSION:

The Street Division is responsible for the management, maintenance and construction improvements of streets, alleys, bridges, culverts and their associated systems. Related activities include snow removal, ice control, and repairs to maintain roadway conditions within approved pavement management criteria. The Street Maintenance Division exists to provide safe, well-drained, durable streets, effective pavement management and responsive emergency services to all citizens of Norman and their visitors.

DESCRIPTION:

- Provide for the management, maintenance and construction of street, alleys, and drainage systems.
- Respond to citizen requests.
- Maintenance of Portland cement concrete, asphalt pavement, and aggregate surfaced rural roads and alleys.
- Provides maintenance and reconstruction/repair of the City's streets and roadways including roadbed drainage, bridges and culverts.
- Provides emergency disaster response related to flood, winter storms, severe storms, and other non-storm related emergency responses.
- Coordinates rural roadway improvement projects with Cleveland County.
- Mowing Rural and Urban right-of-ways.
- Apply vegetative chemical control to urban and rural right-of-ways.
- Provides snow removal and ice control for all Urban Streets and coordinates with Cleveland County and ODOT for snow and ice control for rural roads and state highways respectively.

PERSONNEL:

	FYE 22 ACTUAL	FYE 23 ORIGINAL	FYE 23 REVISED	FYE 24 PROPOSED	FYE 24 ADOPTED
Full-time Positions	33	33	33	33	33
Part-time Positions	0	0	0	0	0
Total Budgeted Positions	<u>33</u>	<u>33</u>	<u>33</u>	<u>33</u>	<u>33</u>

EXPENDITURES:

	FYE 22 ACTUAL	FYE 23 ORIGINAL	FYE 23 REVISED	FYE 24 PROPOSED	FYE 24 ADOPTED
Salaries & Benefits	\$ 2,300,811	\$ 2,534,379	\$ 2,534,379	\$ 2,808,977	\$ 2,808,977
Supplies & Materials	\$ 674,972	\$ 804,272	\$ 797,242	\$ 833,324	\$ 833,324
Services & Maintenance	\$ 111,997	\$ 284,268	\$ 1,028,243	\$ 296,959	\$ 296,959
Internal Services	\$ 458,372	\$ 520,483	\$ 520,483	\$ 702,499	\$ 702,499
Capital Equipment	\$ 253,312	\$ 670,400	\$ 672,400	\$ 1,477,550	\$ 1,477,550
Subtotal	<u>\$ 3,799,464</u>	<u>\$ 4,813,802</u>	<u>\$ 5,552,747</u>	<u>\$ 6,119,309</u>	<u>\$ 6,119,309</u>
 Division Total	 <u>\$ 3,799,464</u>	 <u>\$ 4,813,802</u>	 <u>\$ 5,552,747</u>	 <u>\$ 6,119,309</u>	 <u>\$ 6,119,309</u>

DIVISION SERVICE EFFORTS AND ACCOMPLISHMENTS

STREETS DIVISION

GOALS:

- To Manage and perform maintenance and construction of streets, alleys, bridges, culverts.
 - To manage and maintain urban and rural roadsides.
 - To manage and perform snow/ice control and respond to emergency situations.
-
- Aid in the Norman City Council strategic plan, and goals, for a functional, attractive, and clean and green Norman.

OBJECTIVES:

- Manage and provide response to citizen's maintenance requests and the City of Norman Action Center notifications within a twenty-four hour response time.
- Provide safe and efficient transportation system.
- Weather damage response.

PERFORMANCE MEASUREMENTS - RESULTS REPORT:

	FYE 21 ACTUAL	FYE 22 ACTUAL	FYE 23 PLAN	FYE 23 ESTIMATE	FYE 24 PROJECTED
PERFORMANCE INDICATORS:					
Distribute work order requests to field personnel within 1 day	99%	99%	99%	99%	99%
Patch potholes smaller than one cubic foot within 24 hours	100%	100%	95%	100%	95%
Overlay/pave 10 miles per year	175%	123%	100%	40%	100%
Replace 2,000 square yards of concrete pavement panels	211%	176%	100%	71%	100%
Grade all unpaved alleys 2 times per year (approx. 210 blocks)	27%	31%	100%	32%	100%
Mow 15 miles of Urban rights-of-way, eight (8) times per year	190%	202%	100%	121%	100%
Mow 148 miles of Rural rights-of-way, three (3) times per year	0%	0%	0%	0%	100%
Debris Removal - pre-positioned contractor on notice 24 hours prior to storm event	0%	0%	0%	0%	100%
Debris removal - issue notice to proceed/task order within 48 hours of storm event	0%	0%	0%	0%	100%
Bridge-maintain 5 non-deficient bridges in a year	0%	60%	0%	0%	100%
Bridge-rehab 7 structurally deficient bridges per year through outside contract.	0%	0%	0%	0%	100%
Bridge-replace one functionally obsolete bridge per year	0%	0%	0%	0%	100%
Bond Program-contract all selected projects for the bond year within the same fiscal year	100%	100%	100%	100%	100%
Capital program-complete all selected projects within the same fiscal year.	95%	95%	100%	90%	100%

DIVISION SUMMARY

10550223 TRAFFIC CONTROL

MISSION:

The mission of the Traffic Control Division is to provide and maintain the controls necessary for the safe movement of traffic with minimum delay by using nationally accepted standards, guidelines and procedures.

DESCRIPTION:

The Traffic Control Division operates and maintains 252 traffic and pedestrian signals, more than 24,000 traffic control signs, 205 parking meters, and pavement markings on approximately 200 miles of City streets.

PERSONNEL:

	FYE 22 ACTUAL	FYE 23 ORIGINAL	FYE 23 REVISED	FYE 24 PROPOSED	FYE 24 ADOPTED
Full-time Positions	20	20	20	20	20
Part-time Positions	<u>0</u>	<u>0</u>	<u>0</u>	<u>0</u>	<u>0</u>
Total Budgeted Positions	<u>20</u>	<u>20</u>	<u>20</u>	<u>20</u>	<u>20</u>

EXPENDITURES:

	FYE 22 ACTUAL	FYE 23 ORIGINAL	FYE 23 REVISED	FYE 24 PROPOSED	FYE 24 ADOPTED
Salaries & Benefits	\$ 1,787,825	\$ 1,827,565	\$ 1,827,565	\$ 1,916,851	\$ 1,916,851
Supplies & Materials	\$ 197,255	\$ 269,025	\$ 335,091	\$ 265,516	\$ 265,516
Services & Maintenance	\$ 1,563,894	\$ 1,929,871	\$ 1,929,871	\$ 2,064,179	\$ 2,064,179
Internal Services	\$ 64,281	\$ 75,287	\$ 75,287	\$ 103,045	\$ 103,045
Capital Equipment	\$ 334,183	\$ 400,664	\$ 400,664	\$ 586,355	\$ 586,355
Subtotal	<u>\$ 3,947,438</u>	<u>\$ 4,502,412</u>	<u>\$ 4,568,478</u>	<u>\$ 4,935,946</u>	<u>\$ 4,935,946</u>
Capital Projects	\$ -	\$ -	\$ -	\$ -	\$ -
Cost Allocations	\$ -	\$ -	\$ -	\$ -	\$ -
Debt Service	\$ -	\$ -	\$ -	\$ -	\$ -
Interfund Transfers	\$ -	\$ -	\$ -	\$ -	\$ -
Subtotal	<u>\$ -</u>	<u>\$ -</u>	<u>\$ -</u>	<u>\$ -</u>	<u>\$ -</u>
Division Total	<u>\$ 3,947,438</u>	<u>\$ 4,502,412</u>	<u>\$ 4,568,478</u>	<u>\$ 4,935,946</u>	<u>\$ 4,935,946</u>

DIVISION SERVICE EFFORTS AND ACCOMPLISHMENTS

TRAFFIC CONTROL

GOALS:

- Provide a transportation system that allows the safe, orderly and predictable movement of all traffic, motorized and non-motorized.
- Provide and maintain the control, guidance and warning devices necessary for the efficient movement of people and goods.
- Respond to citizen requests in a courteous, timely and efficient manner.
- Provide prompt assistance to other City Departments and Divisions.
- Ensure employee safety.

OBJECTIVES:

- Investigate traffic problems reported by the public in a timely manner.
- Complete traffic studies in a timely manner.
- Review plans in a timely manner.
- Maintain high quality pavement markings on roadways with more than 1,000 vehicles per day on average. Stripe high traffic volume roadways (with more than 10,000 vehicles per day) utilizing thermoplastic which is re-stripped every 4 to 6 years depending on wear. All other roadways with more than 1,000 vehicles per day are striped annually utilizing waterborne paint.
- Perform appropriate Capital Project Management.
- Serve as ACOG MPO TC Member including development of periodic TIP submissions and addressing various calls for projects to Regional Plan Updates.
- Respond to damaged traffic control signs in a timely manner.
- Respond to traffic signal malfunctions in a timely manner.
- Perform preventive maintenance on all traffic signal and parking meter equipment.
- Provide a safe working environment for all employees.
- Maintain traffic signal timing plans for coordination of urban arterials on closed loop systems.
- Respond to neighborhood requests for traffic calming projects.

PERFORMANCE MEASUREMENTS - RESULTS REPORT:

	FYE 21 ACTUAL	FYE 22 ACTUAL	FYE 23 PLAN	FYE 24 ESTIMATE	FYE 24 PROJECTED
PERFORMANCE INDICATORS:					
Provide initial response to citizen inquiries within 2 days	100%	100%	100%	100%	100%
Provide information requested by citizens within 7 days	100%	100%	95%	100%	95%
Complete traffic engineering studies within 45 days	100%	100%	99%	100%	99%
Review subdivision plats, construction traffic control plans, traffic impact statements, and other transportation improvement plans within 7 days	100%	100%	99%	100%	99%
Worker-hours per gallon of traffic paint used	0.8	0.8	0.8	0.8	0.8
Thermoplastic legend, arrows, stop bars and crosswalks installed	5	5	5	4 to 6	5
Preventive maintenance on each traffic signal once every 6 months	100%	100%	100%	100%	100%

PERFORMANCE MEASUREMENTS - RESULTS REPORT (continued)

	FYE 21 ACTUAL	FYE 22 ACTUAL	FYE 23 PLAN	FYE 23 ESTIMATE	FYE 24 PROJECTED
PERFORMANCE INDICATORS:					
Development of periodic ACOG TIP submissions and addressing various call for projects to Regional Plan Updates	100%	100%	100%	100%	100%
Keep capital projects on schedule and within budget	95%	95%	95%	95%	95%
Response to reports of high priority sign damage (stop or yield signs) within one hour, other lower priority signs within one day, and street name signs within two weeks	100%	100%	99% high priority - 90% other signs	100%	100%
Percent of work hours lost due to on-the-job injuries	0.01%	<0.01%	<0.01%	<0.01%	<0.01%
Response to reports on traffic signal malfunctions within one hour	99%	100%	100%	90%	100%
Develop updated traffic signal timing plan for each closed loop system every 4 years	90%	90%	100%	90%	100%
Collect and evaluate traffic data for traffic calming project requests submitted between January and April, and between August and November, within 60 days of notice	90%	90%	100%	90%	100%
Conduct neighborhood meetings for eligible traffic calming projects between June and November and no more than 7 months from receipt of the neighborhood request	90%	90%	100%	90%	100%

NON-DEPARTMENTAL

The "Non-Departmental" divisions are City Boards, Commissions, and several City funded agencies and programs. All of these are funded in the General Fund. They are designated as "Non-Departmental" because they have City-wide impact and because no City personnel are budgeted in these divisions.

DIVISION SUMMARY

10770281 FIREHOUSE ART CENTER

MISSION:

The mission of the Firehouse Art Center is to serve as a vehicle for the visual arts to the citizens of Norman.

DESCRIPTION:

The Firehouse Art Center is a building owned and maintained by the City of Norman for the purpose of promoting and providing an opportunity for the visual arts to the citizens of Norman. The Firehouse Art Center, Inc. manages the day-to-day operations of the Firehouse. The City of Norman is currently providing funding for a portion of the utilities and a contribution to help allow continued operation of the center.

PERSONNEL:

	FYE 22 ACTUAL	FYE 23 ORIGINAL	FYE 23 REVISED	FYE 24 PROPOSED	FYE 24 ADOPTED
Full-time Positions	0	0	0	0	0
Part-time Positions	0	0	0	0	0
Total Budgeted Positions	0	0	0	0	0

EXPENDITURES:

	FYE 22 ACTUAL	FYE 23 ORIGINAL	FYE 23 REVISED	FYE 24 PROPOSED	FYE 24 ADOPTED
Salaries & Benefits	\$ -	\$ -	\$ -	\$ -	\$ -
Supplies & Materials	\$ -	\$ -	\$ -	\$ -	\$ -
Services & Maintenance	\$ 70,668	\$ 71,027	\$ 71,027	\$ 136,165	\$ 136,165
Internal Services	\$ 2,970	\$ 3,139	\$ 3,139	\$ 3,932	\$ 3,932
Capital Equipment	\$ -	\$ -	\$ -	\$ -	\$ -
Subtotal	<u>\$ 73,638</u>	<u>\$ 74,166</u>	<u>\$ 74,166</u>	<u>\$ 140,097</u>	<u>\$ 140,097</u>
Capital Projects	\$ -	\$ -	\$ -	\$ -	\$ -
Cost Allocations	\$ -	\$ -	\$ -	\$ -	\$ -
Debt Service	\$ -	\$ -	\$ -	\$ -	\$ -
Interfund Transfers	\$ -	\$ -	\$ -	\$ -	\$ -
Subtotal	<u>\$ -</u>	<u>\$ -</u>	<u>\$ -</u>	<u>\$ -</u>	<u>\$ -</u>
Division Total	<u><u>\$ 73,638</u></u>	<u><u>\$ 74,166</u></u>	<u><u>\$ 74,166</u></u>	<u><u>\$ 140,097</u></u>	<u><u>\$ 140,097</u></u>

DIVISION SUMMARY

10770182 HISTORICAL MUSEUM

MISSION:

The mission of the Historical Museum is to serve as a museum and facility for special research dealing with local history.

DESCRIPTION:

The Norman and Cleveland County Museum is a house owned and maintained by the City of Norman for the purpose of serving as a museum and a facility for specialist research service dealing with local history for the benefit of the citizens of Cleveland County. The day-to-day operations of the museum are managed by the Norman and Cleveland County Historical Society. Currently, the City of Norman is providing a portion of the utility costs and a contribution to help with funding for the continued operation of the museum.

PERSONNEL:

	FYE 22 ACTUAL	FYE 23 ORIGINAL	FYE 23 REVISED	FYE 24 PROPOSED	FYE 24 ADOPTED
Full-time Positions	0	0	0	0	0
Part-time Positions	0	0	0	0	0
Total Budgeted Positions	0	0	0	0	0

EXPENDITURES:

	FYE 22 ACTUAL	FYE 23 ORIGINAL	FYE 23 REVISED	FYE 24 PROPOSED	FYE 24 ADOPTED
Salaries & Benefits	\$ -	\$ -	\$ -	\$ -	\$ -
Supplies & Materials	\$ -	\$ -	\$ -	\$ -	\$ -
Services & Maintenance	\$ 42,836	\$ 52,501	\$ 52,501	\$ 56,580	\$ 56,580
Internal Services	\$ 91	\$ 121	\$ 121	\$ -	\$ -
Capital Equipment	\$ -	\$ -	\$ -	\$ -	\$ -
Subtotal	\$ 42,927	\$ 52,622	\$ 52,622	\$ 56,580	\$ 56,580
Capital Projects	\$ -	\$ -	\$ -	\$ -	\$ -
Cost Allocations	\$ -	\$ -	\$ -	\$ -	\$ -
Debt Service	\$ -	\$ -	\$ -	\$ -	\$ -
Interfund Transfers	\$ -	\$ -	\$ -	\$ -	\$ -
Subtotal	\$ -	\$ -	\$ -	\$ -	\$ -
Division Total	\$ 42,927	\$ 52,622	\$ 52,622	\$ 56,580	\$ 56,580

DIVISION SUMMARY

10930194 INTERFUND TRANSFERS

MISSION:

Account for and monitor all inter-fund transactions from the General Fund to all other funds.

DESCRIPTION:

An account established to record the subsidies transferred from the General Fund to various funds to cover the costs for which user fees are insufficient.

PERSONNEL:

	FYE 22 ACTUAL	FYE 23 ORIGINAL	FYE 23 REVISED	FYE 24 PROPOSED	FYE 24 ADOPTED
Full-time Positions	0	0	0	0	0
Part-time Positions	0	0	0	0	0
Total Budgeted Positions	0	0	0	0	0

EXPENDITURES:

	FYE 22 ACTUAL	FYE 23 ORIGINAL	FYE 23 REVISED	FYE 24 PROPOSED	FYE 24 ADOPTED
Public Safety Sales Tax	\$ -	\$ -	\$ -	\$ -	\$ -
Rainy Day Fund	\$ 183,039	\$ -	\$ 265,777	\$ -	\$ -
Westwood	\$ -	\$ -	\$ -	\$ 93,392	\$ 93,392
Capital Project Fund	\$ 7,127,000	\$ -	\$ -	\$ -	\$ 1,391,635 *
Public Transit Fund	\$ 84,942	\$ 872,488	\$ 872,488	\$ 702,822	\$ 615,694 **
Risk Management Fund	\$ -	\$ -	\$ 167,802	\$ -	\$ -
CLEET Fund	\$ 8,153	\$ -	\$ -	\$ -	\$ -
Norman Forward Fund	\$ -	\$ -	\$ 1,197,277	\$ -	\$ -
Division Total	\$ 7,403,134	\$ 872,488	\$ 2,503,344	\$ 796,214	\$ 2,100,721

* Interfund transfers to the Capital Fund were increased by \$1,391,635 via Council amendment to fund additional capital projects.

** Interfund transfers to the Transit Fund were reduced by \$87,128 via Council amendment to eliminate the proposed downtown parking meter program.

DIVISION SUMMARY

10120280 NORMAN PUBLIC LIBRARY

MISSION:

Pursuant to a contract with the Pioneer Library Systems entered into Contract K-1314-88 on November 12, 2013, where the City agreed to provide building maintenance, custodial services and utilities for the Central Library and two branch libraries.

DESCRIPTION:

The Facility Maintenance Division of the Parks and Recreation Department performs maintenance services and preventive maintenance programs to all three libraries. The City of Norman also provides custodial services to all three facilities. The current Central Library is located at 301 West Acres Street. In FYE 2014 Norman Library West was opened in a portion of the Pioneer Library Systems Administrative Services Facility located at 300 Norman Center Court. Norman Library East is located at 3051 Alameda Street and opened in June 2018.

PERSONNEL:

	FYE 22 ACTUAL	FYE 23 ORIGINAL	FYE 23 REVISED	FYE 24 PROPOSED	FYE 24 ADOPTED
Full-time Positions	0	0	0	0	0
Part-time Positions	0	0	0	0	0
Total Budgeted Positions	0	0	0	0	0

EXPENDITURES:

	FYE 22 ACTUAL	FYE 23 ORIGINAL	FYE 23 REVISED	FYE 24 PROPOSED	FYE 24 ADOPTED
Salaries & Benefits	\$ -	\$ -	\$ -	\$ -	\$ -
Supplies & Materials	\$ -	\$ -	\$ -	\$ -	\$ -
Services & Maintenance	\$ 428,279	\$ 540,059	\$ 540,059	\$ 559,065	\$ 559,065
Internal Services	\$ 134,735	\$ 136,419	\$ 136,419	\$ 131,298	\$ 131,298
Capital Equipment	\$ -	\$ -	\$ -	\$ -	\$ -
Subtotal	<u>\$ 563,014</u>	<u>\$ 676,478</u>	<u>\$ 676,478</u>	<u>\$ 690,363</u>	<u>\$ 690,363</u>
Capital Projects	\$ -	\$ -	\$ -	\$ -	\$ -
Cost Allocations	\$ -	\$ -	\$ -	\$ -	\$ -
Debt Service	\$ -	\$ -	\$ -	\$ -	\$ -
Interfund Transfers	\$ -	\$ -	\$ -	\$ -	\$ -
Subtotal	<u>\$ -</u>	<u>\$ -</u>	<u>\$ -</u>	<u>\$ -</u>	<u>\$ -</u>
Division Total	<u><u>\$ 563,014</u></u>	<u><u>\$ 676,478</u></u>	<u><u>\$ 676,478</u></u>	<u><u>\$ 690,363</u></u>	<u><u>\$ 690,363</u></u>

DIVISION SUMMARY

10770286 SANTA FE DEPOT

MISSION:

The Norman Depot shall be available for use by the entire community. As stated in the lease of land 6(a): "The City of Norman agrees to preserve the Depot as an historical landmark and will utilize the building in such a manner as to benefit the entire community – restricted for public use."

DESCRIPTION:

The City will maintain the building and grounds and make the building available to the community on a rental-reservation basis. The building is also made available to morning and evening Amtrak passengers.

PERSONNEL:

	FYE 22 ACTUAL	FYE 23 ORIGINAL	FYE 23 REVISED	FYE 24 PROPOSED	FYE 24 ADOPTED
Full-time Positions	0	0	0	0	0
Part-time Positions	0	0	0	0	0
Total Budgeted Positions	0	0	0	0	0

EXPENDITURES:

	FYE 22 ACTUAL	FYE 23 ORIGINAL	FYE 23 REVISED	FYE 24 PROPOSED	FYE 24 ADOPTED
Salaries & Benefits	\$ -	\$ -	\$ -	\$ -	\$ -
Supplies & Materials	\$ -	\$ -	\$ -	\$ -	\$ -
Services & Maintenance	\$ 4,921	\$ 6,041	\$ 6,041	\$ 5,943	\$ 5,943
Internal Services	\$ -	\$ -	\$ -	\$ -	\$ -
Capital Equipment	\$ -	\$ -	\$ -	\$ -	\$ -
Subtotal	<u>\$ 4,921</u>	<u>\$ 6,041</u>	<u>\$ 6,041</u>	<u>\$ 5,943</u>	<u>\$ 5,943</u>
Capital Projects	\$ -	\$ -	\$ -	\$ -	\$ -
Cost Allocations	\$ -	\$ -	\$ -	\$ -	\$ -
Debt Service	\$ -	\$ -	\$ -	\$ -	\$ -
Interfund Transfers	\$ -	\$ -	\$ -	\$ -	\$ -
Subtotal	<u>\$ -</u>	<u>\$ -</u>	<u>\$ -</u>	<u>\$ -</u>	<u>\$ -</u>
Division Total	<u>\$ 4,921</u>	<u>\$ 6,041</u>	<u>\$ 6,041</u>	<u>\$ 5,943</u>	<u>\$ 5,943</u>

DIVISION SUMMARY

10770183 SOONER THEATRE

MISSION:

The mission of the Sooner Theatre is to provide cultural and entertainment opportunities for the community by operating a financially sound performing arts center and by maintaining its historical integrity and character.

DESCRIPTION:

The Sooner Theatre is a building owned by the City of Norman for the purpose of promoting theatrical arts and entertainment for the citizens of Norman. The day-to-day operations of the theatre are managed by the Sooner Theatre, Inc. The City currently pays a portion of the utility costs and provides a contribution to help fund continued operation of the theatre.

PERSONNEL:

	FYE 22 ACTUAL	FYE 23 ORIGINAL	FYE 23 REVISED	FYE 24 PROPOSED	FYE 24 ADOPTED
Full-time Positions	0	0	0	0	0
Part-time Positions	0	0	0	0	0
Total Budgeted Positions	<u>0</u>	<u>0</u>	<u>0</u>	<u>0</u>	<u>0</u>

EXPENDITURES:

	FYE 22 ACTUAL	FYE 23 ORIGINAL	FYE 23 REVISED	FYE 24 PROPOSED	FYE 24 ADOPTED
Salaries & Benefits	\$ -	\$ -	\$ -	\$ -	\$ -
Supplies & Materials	\$ -	\$ -	\$ -	\$ -	\$ -
Services & Maintenance	\$ 79,189	\$ 80,063	\$ 80,063	\$ 83,019	\$ 83,019
Internal Services	\$ 6,614	\$ 7,075	\$ 7,075	\$ 5,231	\$ 5,231
Capital Equipment	\$ -	\$ -	\$ -	\$ -	\$ -
Subtotal	<u>\$ 85,803</u>	<u>\$ 87,138</u>	<u>\$ 87,138</u>	<u>\$ 88,250</u>	<u>\$ 88,250</u>
Capital Projects	\$ -	\$ -	\$ -	\$ -	\$ -
Cost Allocations	\$ -	\$ -	\$ -	\$ -	\$ -
Debt Service	\$ -	\$ -	\$ -	\$ -	\$ -
Interfund Transfers	\$ -	\$ -	\$ -	\$ -	\$ -
Subtotal	<u>\$ -</u>	<u>\$ -</u>	<u>\$ -</u>	<u>\$ -</u>	<u>\$ -</u>
Division Total	<u><u>\$ 85,803</u></u>	<u><u>\$ 87,138</u></u>	<u><u>\$ 87,138</u></u>	<u><u>\$ 88,250</u></u>	<u><u>\$ 88,250</u></u>



SPECIAL REVENUE FUNDS

SPECIAL REVENUE FUNDS

The Special Revenue Funds account for the proceeds of specific revenue sources (other than special assessments, expendable trusts, or major capital projects) that are legally restricted to expenditure for specified purposes.

FUND SUMMARY

TOTAL ART IN PUBLIC PLACES FUND – (28)

MISSION:

To create exciting, appealing, and harmonious public spaces by integrating art into public places in the City of Norman.

DESCRIPTION:

On August 28, 2007, City Council passed Ordinance O-0708-5 to establish this fund which allows citizens, through pledges added to their monthly utility bill, to help fund public art in Norman.

PERSONNEL:

	FYE 22 ACTUAL	FYE 23 ORIGINAL	FYE 23 REVISED	FYE 24 PROPOSED	FYE 24 ADOPTED
Full-time Positions	0	0	0	0	0
Part-time Positions	0	0	0	0	0
Total Budgeted Positions	0	0	0	0	0

EXPENDITURES:

	FYE 22 ACTUAL	FYE 23 ORIGINAL	FYE 23 REVISED	FYE 24 PROPOSED	FYE 24 ADOPTED
Salaries & Benefits	\$ -	\$ -	\$ -	\$ -	\$ -
Supplies & Materials	\$ -	\$ -	\$ -	\$ -	\$ -
Services & Maintenance	\$ 5,983	\$ 16,000	\$ 16,000	\$ 16,000	\$ 16,000
Internal Services	\$ -	\$ -	\$ -	\$ -	\$ -
Capital Equipment	\$ -	\$ -	\$ -	\$ -	\$ -
Subtotal	\$ 5,983	\$ 16,000	\$ 16,000	\$ 16,000	\$ 16,000
Capital Projects	\$ -	\$ -	\$ -	\$ -	\$ -
Cost Allocations	\$ -	\$ -	\$ -	\$ -	\$ -
Debt Service	\$ -	\$ -	\$ -	\$ -	\$ -
Audit Adjust/Encumbrances	\$ 5	\$ -	\$ -	\$ -	\$ -
Subtotal	\$ 5	\$ -	\$ -	\$ -	\$ -
Fund Total	\$ 5,988	\$ 16,000	\$ 16,000	\$ 16,000	\$ 16,000

FUND SUMMARY

TOTAL CLEET PROGRAM FUND - (26)

MISSION:

The collection and disbursement of the portion of CLEET funds retained by the City for court and police training.

DESCRIPTION:

To accurately collect, account for, and disburse CLEET funds retained by the City.

PERSONNEL:

	FYE 22 ACTUAL	FYE 23 ORIGINAL	FYE 23 REVISED	FYE 24 PROPOSED	FYE 24 ADOPTED
Full-time Positions	0	0	0	0	0
Part-time Positions	0	0	0	0	0
Total Budgeted Positions	<u>0</u>	<u>0</u>	<u>0</u>	<u>0</u>	<u>0</u>

EXPENDITURES:

	FYE 22 ACTUAL	FYE 23 ORIGINAL	FYE 23 REVISED	FYE 24 PROPOSED	FYE 24 ADOPTED
Salaries & Benefits	\$ -	\$ -	\$ -	\$ -	\$ -
Supplies & Materials	\$ -	\$ -	\$ -	\$ -	\$ -
Services & Maintenance	\$ 17,372	\$ 30,505	\$ 30,505	\$ 30,505	\$ 30,505
Internal Services	\$ -	\$ -	\$ -	\$ -	\$ -
Capital Equipment	\$ -	\$ -	\$ -	\$ -	\$ -
Subtotal	<u>\$ 17,372</u>	<u>\$ 30,505</u>	<u>\$ 30,505</u>	<u>\$ 30,505</u>	<u>\$ 30,505</u>
Capital Projects	\$ -	\$ -	\$ -	\$ -	\$ -
Cost Allocations	\$ -	\$ -	\$ -	\$ -	\$ -
Debt Service	\$ -	\$ -	\$ -	\$ -	\$ -
Interfund Transfers	\$ -	\$ -	\$ -	\$ -	\$ -
Audit Adjust/Encumbrances	\$ (14)	\$ -	\$ -	\$ -	\$ -
Subtotal	<u>\$ (14)</u>	<u>\$ -</u>	<u>\$ -</u>	<u>\$ -</u>	<u>\$ -</u>
Fund Total	<u><u>\$ 17,358</u></u>	<u><u>\$ 30,505</u></u>	<u><u>\$ 30,505</u></u>	<u><u>\$ 30,505</u></u>	<u><u>\$ 30,505</u></u>

DIVISION SUMMARY

26121311 COURT CLEET TRAINING

MISSION:

The disbursement of CLEET funds for court and prosecution training until the fund balance is depleted.

DESCRIPTION:

Disbursement of CLEET funds for court and prosecution training.

PERSONNEL:

	FYE 22 ACTUAL	FYE 23 ORIGINAL	FYE 23 REVISED	FYE 24 PROPOSED	FYE 24 ADOPTED
Full-time Positions	0	0	0	0	0
Part-time Positions	<u>0</u>	<u>0</u>	<u>0</u>	<u>0</u>	<u>0</u>
Total Budgeted Positions	<u>0</u>	<u>0</u>	<u>0</u>	<u>0</u>	<u>0</u>

EXPENDITURES:

	FYE 22 ACTUAL	FYE 23 ORIGINAL	FYE 23 REVISED	FYE 24 PROPOSED	FYE 24 ADOPTED
Salaries & Benefits	\$ -	\$ -	\$ -	\$ -	\$ -
Supplies & Materials	\$ -	\$ -	\$ -	\$ -	\$ -
Services & Maintenance	\$ 706	\$ 1,500	\$ 1,500	\$ 1,500	\$ 1,500
Internal Services	\$ -	\$ -	\$ -	\$ -	\$ -
Capital Equipment	\$ -	\$ -	\$ -	\$ -	\$ -
Subtotal	<u>\$ 706</u>	<u>\$ 1,500</u>	<u>\$ 1,500</u>	<u>\$ 1,500</u>	<u>\$ 1,500</u>
Capital Projects	\$ -	\$ -	\$ -	\$ -	\$ -
Cost Allocations	\$ -	\$ -	\$ -	\$ -	\$ -
Debt Service	\$ -	\$ -	\$ -	\$ -	\$ -
Interfund Transfers	\$ -	\$ -	\$ -	\$ -	\$ -
Subtotal	<u>\$ -</u>	<u>\$ -</u>	<u>\$ -</u>	<u>\$ -</u>	<u>\$ -</u>
Division Total	<u>\$ 706</u>	<u>\$ 1,500</u>	<u>\$ 1,500</u>	<u>\$ 1,500</u>	<u>\$ 1,500</u>

DIVISION SUMMARY

26660134 POLICE CLEET TRAINING

MISSION:

Established to account for revenue derived by provision of state law to be utilized for law enforcement education and training.

DESCRIPTION:

To provide law enforcement education and training, where appropriate.

PERSONNEL:

	FYE 22 ACTUAL	FYE 23 ORIGINAL	FYE 23 REVISED	FYE 24 PROPOSED	FYE 24 ADOPTED
Full-time Positions	0	0	0	0	0
Part-time Positions	0	0	0	0	0
Total Budgeted Positions	0	0	0	0	0

EXPENDITURES:

	FYE 22 ACTUAL	FYE 23 ORIGINAL	FYE 23 REVISED	FYE 24 PROPOSED	FYE 24 ADOPTED
Salaries & Benefits	\$ -	\$ -	\$ -	\$ -	\$ -
Supplies & Materials	\$ -	\$ -	\$ -	\$ -	\$ -
Services & Maintenance	\$ 16,666	\$ 29,005	\$ 29,005	\$ 29,005	\$ 29,005
Internal Services	\$ -	\$ -	\$ -	\$ -	\$ -
Capital Equipment	\$ -	\$ -	\$ -	\$ -	\$ -
Subtotal	<u>\$ 16,666</u>	<u>\$ 29,005</u>	<u>\$ 29,005</u>	<u>\$ 29,005</u>	<u>\$ 29,005</u>
Capital Projects	\$ -	\$ -	\$ -	\$ -	\$ -
Cost Allocations	\$ -	\$ -	\$ -	\$ -	\$ -
Debt Service	\$ -	\$ -	\$ -	\$ -	\$ -
Interfund Transfers	\$ -	\$ -	\$ -	\$ -	\$ -
Subtotal	<u>\$ -</u>	<u>\$ -</u>	<u>\$ -</u>	<u>\$ -</u>	<u>\$ -</u>
Division Total	<u><u>\$ 16,666</u></u>	<u><u>\$ 29,005</u></u>	<u><u>\$ 29,005</u></u>	<u><u>\$ 29,005</u></u>	<u><u>\$ 29,005</u></u>

FUND SUMMARY

TOTAL COMMUNITY DEVELOPMENT FUND - CDBG (21)

MISSION:

The mission of the CDBG program is to promote the development of viable urban communities by providing decent housing, a suitable living environment, and expanded economic opportunities, principally for persons of low and moderate incomes. CDBG eligible activities are initiated and developed at the local level based upon the community's needs, priorities, and benefits. The mission of the HOME Investment Partnership Program (HOME) provides formula grants to fund a wide range of activities including building, buying, and/or rehabilitation of affordable housing for rent or ownership or providing direct rental assistance to low-income people.

DESCRIPTION:

The Community Development Fund is a special revenue fund established to account for resources from a variety of federal programs funded by the Department of Housing & Urban Development. The fund activities include preparation and submission of grants, implementation and management of projects, monitoring of activities, and record keeping and reporting. Fund divisions reflect multi-year funding as well as different grant programs.

PERSONNEL:

	FYE 22 ACTUAL	FYE 23 ORIGINAL	FYE 23 REVISED	FYE 24 PROPOSED	FYE 24 ADOPTED
Full-time Positions	7	6	4	4	4
Part-time Positions	0	0	0	0	0
Total Budgeted Positions	7	6	4	4	4

EXPENDITURES:

	FYE 22 ACTUAL	FYE 23 ORIGINAL	FYE 23 REVISED	FYE 24 PROPOSED	FYE 24 ADOPTED
Community Development	\$ 1,208,825	\$ 637,393	\$ 1,315,172	\$ 607,539	\$ 607,539
HOME	\$ 143,360	\$ 431,097	\$ 464,263	\$ 458,765	\$ 458,765
Emergency Shelter	\$ 351,044	\$ 183,476	\$ 54,791	\$ -	\$ -
ARPA	\$ -	\$ -	\$ -	\$ -	\$ -
Neighborhood Stabilization	\$ -	\$ -	\$ -	\$ -	\$ -
CDBG-DR	\$ -	\$ -	\$ -	\$ -	\$ -
CDBG-CV	\$ 224,367	\$ 63,088	\$ 1,945,275	\$ -	\$ -
SHPRP ARRA Grant	\$ -	\$ -	\$ -	\$ -	\$ -
COC Planning Grant	\$ 12,415	\$ -	\$ -	\$ -	\$ -
Public Services	\$ 59,046	\$ 120,000	\$ 78,000	\$ 334,120	\$ 334,120
Interfund Transfers	\$ -	\$ -	\$ -	\$ -	\$ -
Audit Adjust/Encumbrances	\$ 82,484	\$ -	\$ -	\$ -	\$ -
Fund Total	\$ 2,081,541	\$ 1,435,054	\$ 3,857,501	\$ 1,400,424	\$ 1,400,424

**DEPARTMENT SERVICE EFFORTS
AND ACCOMPLISHMENTS**
COMMUNITY DEVELOPMENT FUND

GOALS:

- To provide resources to low-to-moderate income residents of targeted areas to revitalize the infrastructure of their residential areas according to an approved Consolidated Plan, with emphasis on leveraging other resources to accomplish as many improvements as possible.
 - To assist social service providers who serve low-to-moderate income persons in the City in finding resources.
 - To provide resources for a variety of housing programs to rehabilitate existing housing, including accessibility modifications and emergency repairs; and, to assist in the development of affordable rental housing.
 - To provide resources to address the continuum of care for homeless persons by serving as the Collaborative Applicant for the Cleveland County Continuum of Care (OK-504).
 - To continue support of an anti-poverty program to improve the general quality of life in the community.
 - To acquire new resources for the City from available grant funds on a competitive basis through collaborative efforts with other agencies to address unmet needs.
-

OBJECTIVES:

- Facilitate the design and construction of infrastructure projects that primarily benefit low and moderate income areas of the City.
 - Provide technical assistance to social service providers.
 - Continue existing housing rehabilitation programs and review and potentially implement additional programs to address more households.
 - Continue to facilitate the Continuum of Care Steering Committee as the lead entity for Cleveland County (OK-504); assist providers of homeless services in an effort to expand the continuum of care from prevention to permanent housing.
 - Partner with and/or provide technical assistance to other appropriate local agencies to acquire new resources to address the needs of low-to-moderate income persons.
 - Apply for additional resources, which are available on a competitive basis, to address the needs of low-to-moderate income persons.
-

PERFORMANCE MEASUREMENTS - RESULTS REPORT:

	FYE 21 ACTUAL	FYE 22 ACTUAL	FYE 23 PLAN	FYE 23 ESTIMATE	FYE 24 PROJECTED
PERFORMANCE INDICATORS:					
CDBG Entitlement funding	\$910,483	\$940,869	\$892,642	\$892,642	\$941,659
CDBG CARES Act funding	\$1,273,256	\$0	\$0	\$611,000	\$0
HOME Entitlement funding	\$412,485	\$412,485	\$464,263	\$464,263	\$458,765
HOME Recovery funding	\$0	\$78,045	\$1,438,455	\$1,438,455	\$0
Continuum of Care funding	\$426,422	\$447,669	\$447,669	\$447,669	\$447,669
ESG CoC CARES Act funding	\$767,882	\$400,000	\$400,000	\$400,000	\$0

Notes to Results Report:

CDBG – Community Development Block Grant

CDBG DR – Community Development Block Grant – Disaster Relief

FUND SUMMARY

TOTAL PARK LAND AND DEVELOPMENT FUND (52)

MISSION:

Established by City Ordinance to receive revenues from developer fees dedicated to the acquisition and development of park land around the City of Norman.

DESCRIPTION:

To efficiently receive and monitor the use of revenues dedicated to park land acquisition and development.

PERSONNEL:

	FYE 22 ACTUAL	FYE 23 ORIGINAL	FYE 23 REVISED	FYE 24 PROPOSED	FYE 24 ADOPTED
Full-time Positions	0	0	0	0	0
Part-time Positions	0	0	0	0	0
Total Budgeted Positions	<u>0</u>	<u>0</u>	<u>0</u>	<u>0</u>	<u>0</u>

EXPENDITURES:

	FYE 22 ACTUAL	FYE 23 ORIGINAL	FYE 23 REVISED	FYE 24 PROPOSED	FYE 24 ADOPTED
Community Park Improve	\$ 280,407	\$ -	\$ -	\$ -	\$ -
Neighborhood Park Improve	\$ 27,980	\$ 310,000	\$ 382,797	\$ 300,000	\$ 300,000
Interfund Transfers	\$ -	\$ -	\$ -	\$ -	\$ -
Audit Adjust/Encumbrances	\$ (12,449)	\$ -	\$ -	\$ -	\$ -
Fund Total	<u>\$ 295,938</u>	<u>\$ 310,000</u>	<u>\$ 382,797</u>	<u>\$ 300,000</u>	<u>\$ 300,000</u>

FUND SUMMARY

TOTAL PUBLIC SAFETY SALES TAX FUND (15)

MISSION:

On May 13, 2008, the citizens of Norman passed a seven-year, one-half percent (1/2%) Public Safety Sales Tax (PSST) in order to increase the number of police officers and firefighters, and to construct two new fire stations. Ordinance O-0708-32 authorized the City to assess the new sales tax beginning October 1, 2008 and terminating on September 30, 2015. On April 1, 2014, the citizens passed a permanent one-half percent (1/2%) PSST in order to maintain the personnel added and to fund public safety equipment and projects.

DESCRIPTION:

The Public Safety Sales Tax Fund accounts for the revenues and expenditures related to the Public Safety Sales Tax. Both Police and Fire Departments have divisions in this Fund to account for the expenditures incurred related to the tax.

PERSONNEL:

	FYE 22 ACTUAL	FYE 23 ORIGINAL	FYE 23 REVISED	FYE 24 PROPOSED	FYE 24 ADOPTED
Full-time Positions	84	84	84	86	86
Part-time Positions	<u>0</u>	<u>0</u>	<u>0</u>	<u>0</u>	<u>0</u>
Total Budgeted Positions	<u>84</u>	<u>84</u>	<u>84</u>	<u>86</u>	<u>86</u>

EXPENDITURES:

	FYE 22 ACTUAL	FYE 23 ORIGINAL	FYE 23 REVISED	FYE 24 PROPOSED	FYE 24 ADOPTED
Salaries & Benefits	\$ 9,868,706	\$ 9,711,312	\$ 9,711,312	\$ 10,688,556	\$ 10,688,556
Supplies & Materials	\$ 356,948	\$ 742,500	\$ 740,540	\$ 613,719	\$ 613,719
Services & Maintenance	\$ 278,302	\$ 359,547	\$ 361,507	\$ 372,018	\$ 372,018
Internal Services	\$ 358,585	\$ 445,576	\$ 445,576	\$ 667,931	\$ 667,931
Capital Equipment	\$ 723,597	\$ 1,091,792	\$ 2,267,619	\$ 323,714	\$ 2,423,714
Subtotal	<u>\$ 11,586,138</u>	<u>\$ 12,350,727</u>	<u>\$ 13,526,554</u>	<u>\$ 12,665,938</u>	<u>\$ 14,765,938</u>
Capital Projects	\$ 282,560	\$ -	\$ 6,618,339	\$ -	\$ -
Cost Allocations	\$ -	\$ -	\$ -	\$ -	\$ -
Debt Service	\$ 2,368,675	\$ 2,370,820	\$ 2,370,820	\$ 2,381,075	\$ 2,381,075
Interfund Transfers	\$ -	\$ -	\$ -	\$ -	\$ -
Audit Adjust/Encumb	\$ (229,131)	\$ -	\$ -	\$ -	\$ -
Subtotal	<u>\$ 2,422,104</u>	<u>\$ 2,370,820</u>	<u>\$ 8,989,159</u>	<u>\$ 2,381,075</u>	<u>\$ 2,381,075</u>
Fund Total	<u>\$ 14,008,242</u>	<u>\$ 14,721,547</u>	<u>\$ 22,515,713</u>	<u>\$ 15,047,013</u>	<u>\$ 17,147,013</u>

* Council amendments to the proposed budget can be found on the Division Summary pages and by fund in the Financial Summaries section of the Budget document.

DEPARTMENT SUMMARY

TOTAL FIRE DEPARTMENT - PUBLIC SAFETY SALES TAX FUND (15)

MISSION:

The Fire Department Administration Division facilitates the effective integration and application of all available resources.

DESCRIPTION:

The Norman Fire Department protects the citizens of Norman from emergencies and disasters through hazard suppression, prevention, mitigation, and educational programs.

PERSONNEL:

	FYE 22 ACTUAL	FYE 23 ORIGINAL	FYE 23 REVISED	FYE 24 PROPOSED	FYE 24 ADOPTED
Full-time Positions	30	30	30	30	30
Part-time Positions	<u>0</u>	<u>0</u>	<u>0</u>	<u>0</u>	<u>0</u>
Total Budgeted Positions	<u>30</u>	<u>30</u>	<u>30</u>	<u>30</u>	<u>30</u>

EXPENDITURES:

	FYE 22 ACTUAL	FYE 23 ORIGINAL	FYE 23 REVISED	FYE 24 PROPOSED	FYE 24 ADOPTED
Salaries & Benefits	\$ 3,707,980	\$ 3,547,373	\$ 3,547,373	\$ 3,827,637	\$ 3,827,637
Supplies & Materials	\$ 179,975	\$ 164,233	\$ 164,233	\$ 133,736	\$ 133,736
Services & Maintenance	\$ 48,562	\$ 90,622	\$ 90,622	\$ 86,693	\$ 86,693
Internal Services	\$ 108,812	\$ 118,846	\$ 118,846	\$ 121,298	\$ 121,298
Capital Equipment	<u>\$ 568,155</u>	<u>\$ 804,000</u>	<u>\$ 1,979,827</u>	<u>\$ 24,486</u>	<u>\$ 2,124,486</u>
Subtotal	<u>\$ 4,613,484</u>	<u>\$ 4,725,074</u>	<u>\$ 5,900,901</u>	<u>\$ 4,193,850</u>	<u>\$ 6,293,850</u>
Capital Projects	\$ 114,006	\$ -	\$ -	\$ -	\$ -
Cost Allocations	\$ -	\$ -	\$ -	\$ -	\$ -
Debt Service	\$ -	\$ -	\$ -	\$ -	\$ -
Interfund Transfers	<u>\$ -</u>	<u>\$ -</u>	<u>\$ -</u>	<u>\$ -</u>	<u>\$ -</u>
Subtotal	<u>\$ 114,006</u>	<u>\$ -</u>	<u>\$ -</u>	<u>\$ -</u>	<u>\$ -</u>
Division Total	<u>\$ 4,727,490</u>	<u>\$ 4,725,074</u>	<u>\$ 5,900,901</u>	<u>\$ 4,193,850</u>	<u>\$ 6,293,850</u>

DIVISION SUMMARY

15665143 SUPPRESSION – PUBLIC SAFETY SALES TAX

MISSION:

Fire Suppression Division forces are in a constant state of readiness to respond effectively to any emergency.

DESCRIPTION:

The Fire Suppression Division, by maintaining an effective force of personnel and equipment, provides emergency response to occurrences of fire, explosion, hazardous, toxic, and biological materials releases, and medical emergencies. This division accounts for the Fire personnel associated with the Public Safety Sales Tax approved by the citizens of Norman on May 13, 2008.

PERSONNEL:

	FYE 22 ACTUAL	FYE 23 ORIGINAL	FYE 23 REVISED	FYE 24 PROPOSED	FYE 24 ADOPTED
Full-time Positions	30	30	30	30	30
Part-time Positions	<u>0</u>	<u>0</u>	<u>0</u>	<u>0</u>	<u>0</u>
Total Budgeted Positions	30	30	30	30	30

EXPENDITURES:

	FYE 22 ACTUAL	FYE 23 ORIGINAL	FYE 23 REVISED	FYE 24 PROPOSED	FYE 24 ADOPTED
Salaries & Benefits	\$ 3,707,980	\$ 3,547,373	\$ 3,547,373	\$ 3,827,637	\$ 3,827,637
Supplies & Materials	\$ 179,975	\$ 164,233	\$ 164,233	\$ 133,736	\$ 133,736
Services & Maintenance	\$ 48,562	\$ 90,622	\$ 90,622	\$ 86,693	\$ 86,693
Internal Services	\$ 108,812	\$ 118,846	\$ 118,846	\$ 121,298	\$ 121,298
Capital Equipment	<u>\$ 568,155</u>	<u>\$ 804,000</u>	<u>\$ 1,979,827</u>	<u>\$ 24,486</u>	<u>\$ 2,124,486 *</u>
Subtotal	<u>\$ 4,613,484</u>	<u>\$ 4,725,074</u>	<u>\$ 5,900,901</u>	<u>\$ 4,193,850</u>	<u>\$ 6,293,850</u>
Capital Projects	\$ 114,006	\$ -	\$ -	\$ -	\$ -
Cost Allocations	\$ -	\$ -	\$ -	\$ -	\$ -
Debt Service	\$ -	\$ -	\$ -	\$ -	\$ -
Interfund Transfers	<u>\$ -</u>	<u>\$ -</u>	<u>\$ -</u>	<u>\$ -</u>	<u>\$ -</u>
Subtotal	<u>\$ 114,006</u>	<u>\$ -</u>	<u>\$ -</u>	<u>\$ -</u>	<u>\$ -</u>
Division Total	<u>\$ 4,727,490</u>	<u>\$ 4,725,074</u>	<u>\$ 5,900,901</u>	<u>\$ 4,193,850</u>	<u>\$ 6,293,850</u>

* Allocations to Capital Equipment were increased by \$2,100,000 via Council amendment to fund an aerial ladder platform.

**DIVISION SERVICE EFFORTS
AND ACCOMPLISHMENTS**
SUPPRESSION – PUBLIC SAFETY SALES TAX

GOALS:

- Provide an effective response to emergency medical calls, fires, explosions, hazardous materials releases, rescue from hazardous conditions, and other emergencies to reduce the threat of harm or loss to the public.
 - Provide an effective force of personnel and equipment in a constant state of readiness to assure the availability of a response at all times.
-

OBJECTIVES:

- Maintain per capita fire loss at less than the national average.
 - Maintain typical staffing levels per unit at or above the national average.
 - Expand our technical rescue capabilities.
-

PERFORMANCE MEASUREMENTS - RESULTS REPORT:

	FYE 21 ACTUAL	FYE 22 ACTUAL	FYE 23 PLAN	FYE 23 ESTIMATE	FYE 24 PROJECTED
PERFORMANCE INDICATORS:					
Fire calls answered	307	331	325	320	325
Emergency medical calls answered	9,936	10,817	12,500	12,200	12,500
Average response time (urban area) (minutes)	6.28	6.23	5.3	6.25	6
Fire loss per capita	\$ 48	\$ 40	\$ 35	\$ 38	\$ 35
Typical staff/unit	4	4	4	4	4
Ratio to national staff / unit	100%	100%	100%	100%	100%
Ratio to national per capita loss	90%	90%	90%	90%	90%

DEPARTMENT SUMMARY

TOTAL POLICE DEPARTMENT – PUBLIC SAFETY SALES TAX FUND (15)

MISSION:

Passionately serving our community through education, innovation, enforcement, and excellence in everything we do.

DESCRIPTION:

The Norman Police Department's primary function, in partnership with the community, is to protect life and property, and to understand and serve the needs of the City's residents, visitors, neighborhoods, and business community. To improve the quality of life of all persons by maintaining order, resolving problems, and providing leadership in a manner consistent with law and reflective of shared community values.

PERSONNEL:

	FYE 22 ACTUAL	FYE 23 ORIGINAL	FYE 23 REVISED	FYE 24 PROPOSED	FYE 24 ADOPTED
Full-time Positions	52	52	52	54	54
Part-time Positions	0	0	0	0	0
Total Budgeted Positions	52	52	52	54	54

EXPENDITURES:

	FYE 22 ACTUAL	FYE 23 ORIGINAL	FYE 23 REVISED	FYE 24 PROPOSED	FYE 24 ADOPTED
Salaries & Benefits	\$ 6,086,367	\$ 6,011,072	\$ 6,011,072	\$ 6,696,067	\$ 6,696,067
Supplies & Materials	\$ 160,152	\$ 263,436	\$ 261,476	\$ 250,911	\$ 250,911
Services & Maintenance	\$ 171,361	\$ 166,945	\$ 168,905	\$ 169,345	\$ 169,345
Internal Services	\$ 249,773	\$ 301,217	\$ 301,217	\$ 545,557	\$ 545,557
Capital Equipment	\$ 7,310	\$ 287,792	\$ 287,792	\$ 255,100	\$ 255,100
Subtotal	<u>\$ 6,674,963</u>	<u>\$ 7,030,462</u>	<u>\$ 7,030,462</u>	<u>\$ 7,916,980</u>	<u>\$ 7,916,980</u>
Capital Projects	\$ 168,554	\$ -	\$ 6,618,339	\$ -	\$ -
Cost Allocations	\$ -	\$ -	\$ -	\$ -	\$ -
Debt Service	\$ 2,368,675	\$ 2,370,820	\$ 2,370,820	\$ 2,381,075	\$ 2,381,075
Interfund Transfers	\$ -	\$ -	\$ -	\$ -	\$ -
Subtotal	<u>\$ 2,537,229</u>	<u>\$ 2,370,820</u>	<u>\$ 8,989,159</u>	<u>\$ 2,381,075</u>	<u>\$ 2,381,075</u>
Department Total	<u><u>\$ 9,212,192</u></u>	<u><u>\$ 9,401,282</u></u>	<u><u>\$ 16,019,621</u></u>	<u><u>\$ 10,298,055</u></u>	<u><u>\$ 10,298,055</u></u>

DIVISION SUMMARY

15661321 CRIMINAL INVESTIGATIONS

MISSION:

It is the mission of the Norman Police Department Criminal Investigation Division to provide appropriate assistance to victims of crimes, conduct thorough investigations into reported criminal offenses, seek facts, and when appropriate, submit charges and assist in the successful prosecution of offenders.

DESCRIPTION:

The Criminal Investigations Division is comprised of two sections. The Investigative Section primarily investigates crimes related to persons and property related offenses, including Part I crimes, crimes against children, domestic abuse, burglaries, stolen vehicles, fraud, and many other criminal offenses. The Forensic Services and Property Section supports the department through property storage, evidence processing, and video analysis operations.

PERSONNEL:

	FYE 22 ACTUAL	FYE 23 ORIGINAL	FYE 23 REVISED	FYE 24 PROPOSED	FYE 24 ADOPTED
Full-time Positions	5	5	5	5	5
Part-time Positions	0	0	0	0	0
Total Budgeted Positions	5	5	5	5	5

EXPENDITURES:

	FYE 22 ACTUAL	FYE 23 ORIGINAL	FYE 23 REVISED	FYE 24 PROPOSED	FYE 24 ADOPTED
Salaries & Benefits	\$ 680,370	\$ 655,663	\$ 655,663	\$ 738,549	\$ 738,549
Supplies & Materials	\$ 4,701	\$ 1,431	\$ 1,431	\$ 5,493	\$ 5,493
Services & Maintenance	\$ 2,160	\$ 2,160	\$ 2,160	\$ 2,160	\$ 2,160
Internal Services	\$ 7,523	\$ 9,931	\$ 9,931	\$ 13,462	\$ 13,462
Capital Equipment	\$ -	\$ -	\$ -	\$ -	\$ -
Subtotal	\$ 694,754	\$ 669,185	\$ 669,185	\$ 759,664	\$ 759,664
Capital Projects	\$ -	\$ -	\$ -	\$ -	\$ -
Cost Allocations	\$ -	\$ -	\$ -	\$ -	\$ -
Debt Service	\$ -	\$ -	\$ -	\$ -	\$ -
Interfund Transfers	\$ -	\$ -	\$ -	\$ -	\$ -
Subtotal	\$ -	\$ -	\$ -	\$ -	\$ -
Division Total	\$ 694,754	\$ 669,185	\$ 669,185	\$ 759,664	\$ 759,664

DIVISION SERVICE EFFORTS AND ACCOMPLISHMENTS

CRIMINAL INVESTIGATIONS – PUBLIC SAFETY SALES TAX

GOALS:

- Reduce Part A crimes by 2% before the end of December 2023
- Decrease incapacitating and fatality collisions by 5% by the end of December 2023
- Increase our quality of service throughout the department and determine methods for measuring this by December 2023

OBJECTIVES:

- Develop and implement Mobile Fingerprint Scanner Program
- Implement FARO Scanner for Part A Crimes Along with Serious Injury and Fatality collisions.
- Modernize and streamline Offender Registration process and information sharing
- Increase public engagement through social media regarding cases, crime trends, and useful tips.
- Increase COP follow-ups by 10%
- Exhaustively investigate secondary and tertiary options for offenders involved in violent crimes that effect community safety.

PERFORMANCE MEASUREMENTS - RESULTS REPORT:

	FYE 21 ACTUAL	FYE 22 ACTUAL	FYE 23 PLAN	FYE 23 ESTIMATE	FYE 24 PROJECTED
PERFORMANCE INDICATORS:					
Investigators	15	18	17	15	17
Cases closed by arrest	194	279	250	200	250
C.O.P. Follow-up	56	127	200	225	250
Cases investigated	1,885	1,989	2,200	2,200	2,200
Deactivated due to low staffing	392	315	300	350	250

Notes to Results Report:

COP – Community Oriented Policing Program

DIVISION SUMMARY

15661139 EMERGENCY COMMUNICATIONS

MISSION:

The mission of the Emergency Communications division is to maintain and enhance the quality of life in Norman by handling 911 and other calls for service; dispatch appropriate emergency services in a prompt, courteous and professional manner; thereby protecting lives and property while providing accurate information in our responses.

DESCRIPTION:

The Emergency Communications Division provides 24/7 services to internal and external customers. External customers include the public, other non-public safety agencies and other public safety agencies. Internal customers include the Norman Police Department, Norman Fire Department, EMSStat Emergency Medical Services, Little Axe Fire Department, and Norman Animal Welfare. The Emergency Communications Division is responsible for the maintenance and operations of the citywide radio systems that are used across many city departments and partnering jurisdictions. Additionally, the division is responsible for the continued development and operations of the new Norman Emergency Communications and Operations Center.

PERSONNEL:

	FYE 22 ACTUAL	FYE 23 ORIGINAL	FYE 23 REVISED	FYE 24 PROPOSED	FYE 24 ADOPTED
Full-time Positions	2	2	2	4	4
Part-time Positions	0	0	0	0	0
Total Budgeted Positions	2	2	2	4	4

EXPENDITURES:

	FYE 22 ACTUAL	FYE 23 ORIGINAL	FYE 23 REVISED	FYE 24 PROPOSED	FYE 24 ADOPTED
Salaries & Benefits	\$ 114,192	\$ 135,123	\$ 135,123	\$ 276,985	\$ 276,985
Supplies & Materials	\$ 34	\$ -	\$ -	\$ -	\$ -
Services & Maintenance	\$ 1,616	\$ 1,200	\$ 1,200	\$ 3,600	\$ 3,600
Internal Services	\$ 50	\$ 50	\$ 50	\$ 101	\$ 101
Capital Equipment	\$ -	\$ -	\$ -	\$ 3,200	\$ 3,200
Subtotal	\$ 115,892	\$ 136,373	\$ 136,373	\$ 283,886	\$ 283,886
Capital Projects	\$ -	\$ -	\$ -	\$ -	\$ -
Cost Allocations	\$ -	\$ -	\$ -	\$ -	\$ -
Debt Service	\$ -	\$ -	\$ -	\$ -	\$ -
Interfund Transfers	\$ -	\$ -	\$ -	\$ -	\$ -
Subtotal	\$ -	\$ -	\$ -	\$ -	\$ -
Fund Total	\$ 115,892	\$ 136,373	\$ 136,373	\$ 283,886	\$ 283,886

DIVISION SERVICE EFFORTS AND ACCOMPLISHMENTS

EMERGENCY COMMUNICATIONS - PUBLIC SAFETY SALES TAX

GOALS:

- Reduce Part A crimes by 2% before the end of December 2023
- Decrease incapacitating and fatality collisions by 5% by the end of December 2023
- Increase our quality of service throughout the department and determine methods for measuring this by December 2023

OBJECTIVES:

- Develop a plan to provide interoperability solutions to allow for communication with neighboring agencies.
- Recruit and retain quality Communications Officers, turnover rate <10%.
- Limit time to dispatch to < 60 seconds on 90% of all Fire/EMS and priority police calls.
- Limit 911 answer time to < 10 seconds.
- In conjunction with ACOG, implement regional Next Generation 911 (NG911) system.
- Limit administrative call queue time average to < 10 seconds.
- Train all Dispatchers in CIT awareness.

PERFORMANCE MEASUREMENTS - RESULTS REPORT:

	FYE 21 ACTUAL	FYE 22 ACTUAL	FYE 23 PLAN	FYE 23 ESTIMATE	FYE 24 PROJECTED
PERFORMANCE INDICATORS:					
Interoperability solutions	50%	75%	100%	90%	100%
Queue Time in seconds	13	13	9	13	9
Answer Time	89%	88%	95%	85%	95%
Time to dispatch	10%	1:34	:59	1:10	1:34
Train all Call takers in CIT awareness	95%	95%	Done	Done	Done
Recruitment and Retention	20%	14%	10%	15%	10%

DIVISION SUMMARY

15661322 PATROL

MISSION:

The mission of the Patrol Division is to provide immediate response and stability to emergency situations, investigate criminal activities, develop community partnerships, and proactively identify and resolve public safety concerns of our community.

DESCRIPTION:

The Patrol Division is comprised of three Patrol Sections. The division provides around the clock response to emergency calls for assistance, provides directed proactive patrols, detain and arrest suspects who have warrants or have violated laws, provide initial investigations of criminal matters, investigate traffic collisions, and enforce traffic laws. The division uses a community policing approach to develop community partnerships intended to build community trust, improve accountability, and identify and resolve concerns of the community.

PERSONNEL:

	FYE 22 ACTUAL	FYE 23 ORIGINAL	FYE 23 REVISED	FYE 24 PROPOSED	FYE 24 ADOPTED
Full-time Positions	36	36	36	36	36
Part-time Positions	<u>0</u>	<u>0</u>	<u>0</u>	<u>0</u>	<u>0</u>
Total Budgeted Positions	<u>36</u>	<u>36</u>	<u>36</u>	<u>36</u>	<u>36</u>

EXPENDITURES:

	FYE 22 ACTUAL	FYE 23 ORIGINAL	FYE 23 REVISED	FYE 24 PROPOSED	FYE 24 ADOPTED
Salaries & Benefits	\$ 4,000,639	\$ 4,106,147	\$ 4,106,147	\$ 4,474,531	\$ 4,474,531
Supplies & Materials	\$ 154,938	\$ 262,005	\$ 259,051	\$ 245,418	\$ 245,418
Services & Maintenance	\$ 109,356	\$ 109,143	\$ 103,703	\$ 104,743	\$ 104,743
Internal Services	\$ 242,200	\$ 291,236	\$ 291,236	\$ 531,767	\$ 531,767
Capital Equipment	<u>\$ 1,750</u>	<u>\$ 287,792</u>	<u>\$ 287,792</u>	<u>\$ 248,400</u>	<u>\$ 248,400</u>
Subtotal	<u>\$ 4,508,883</u>	<u>\$ 5,056,323</u>	<u>\$ 5,047,929</u>	<u>\$ 5,604,859</u>	<u>\$ 5,604,859</u>
Capital Projects	\$ -	\$ -	\$ -	\$ -	\$ -
Cost Allocations	\$ -	\$ -	\$ -	\$ -	\$ -
Debt Service	\$ -	\$ -	\$ -	\$ -	\$ -
Interfund Transfers	<u>\$ -</u>	<u>\$ -</u>	<u>\$ -</u>	<u>\$ -</u>	<u>\$ -</u>
Subtotal	<u>\$ -</u>	<u>\$ -</u>	<u>\$ -</u>	<u>\$ -</u>	<u>\$ -</u>
Division Total	<u>\$ 4,508,883</u>	<u>\$ 5,056,323</u>	<u>\$ 5,047,929</u>	<u>\$ 5,604,859</u>	<u>\$ 5,604,859</u>

**DIVISION SERVICE EFFORTS
AND ACCOMPLISHMENTS**
PATROL – PUBLIC SAFETY SALES TAX

GOALS:

- Reduce Part A crimes by 2% before the end of December 2023
 - Decrease incapacitating and fatality collisions by 5% by the end of December 2023
 - Increase our quality of service throughout the department and determine methods for measuring this by December 2023
-

OBJECTIVES:

- Partner with the Pace Unit to identify and apprehend individuals involved in criminal activity.
 - Conduct thorough crime scene investigations whenever possible.
 - 20% increase in traffic contacts (citations and warnings) as compared to 2022.
-

PERFORMANCE MEASUREMENTS - RESULTS REPORT:

	FYE 21 ACTUAL	FYE 22 ACTUAL	FYE 23 PLAN	FYE 23 ESTIMATE	FYE 24 PROJECTED
PERFORMANCE INDICATORS:					
Calls for service	66,377	78,753	92,000	85,000	90,000
Case reports taken	12,143	12,475	13,200	13,200	13,500
Traffic contracts	15,091	10,442	18,400	15,000	15,000
Collisions investigated	1,850	2,223	2,000	2,100	2,000
Arrests made	5,036	5,508	5,350	5,300	5,500

DIVISION SUMMARY

15661313 SCHOOL RESOURCE OFFICERS

MISSION:

Norman Police Department School Resource Officers (SROs) are dedicated to ensuring a safe learning environment while providing valuable resources to students, faculty, staff and parents. SROs also strive to develop permanent solutions to problems within the school district while actively mentoring students in an effort to create future leaders within the community.

DESCRIPTION:

The School Resource Officer Program provides specially trained, full-time uniformed police officers for assignment in various schools within the Norman Public Schools (NPS) and within the jurisdiction of the City of Norman. SROs ensure a safe learning environment while providing valuable resources to students, faculty, staff and parents. SROs strive to develop permanent solutions to problems within the school district while actively mentoring students in an effort to create future leaders within the community.

PERSONNEL:

	FYE 22 ACTUAL	FYE 23 ORIGINAL	FYE 23 REVISED	FYE 24 PROPOSED	FYE 24 ADOPTED
Full-time Positions	9	9	9	9	9
Part-time Positions	<u>0</u>	<u>0</u>	<u>0</u>	<u>0</u>	<u>0</u>
Total Budgeted Positions	<u>9</u>	<u>9</u>	<u>9</u>	<u>9</u>	<u>9</u>

EXPENDITURES:

	FYE 22 ACTUAL	FYE 23 ORIGINAL	FYE 23 REVISED	FYE 24 PROPOSED	FYE 24 ADOPTED
Salaries & Benefits	\$ 1,291,166	\$ 1,114,139	\$ 1,114,139	\$ 1,206,002	\$ 1,206,002
Supplies & Materials	\$ -	\$ -	\$ 994	\$ -	\$ -
Services & Maintenance	\$ 2,835	\$ 4,415	\$ 11,815	\$ 8,815	\$ 8,815
Internal Services	\$ -	\$ -	\$ -	\$ 227	\$ 227
Capital Equipment	\$ -	\$ -	\$ -	\$ 3,500	\$ 3,500
Subtotal	<u>\$ 1,294,001</u>	<u>\$ 1,118,554</u>	<u>\$ 1,126,948</u>	<u>\$ 1,218,544</u>	<u>\$ 1,218,544</u>
Capital Projects	\$ -	\$ -	\$ -	\$ -	\$ -
Cost Allocations	\$ -	\$ -	\$ -	\$ -	\$ -
Debt Service	\$ -	\$ -	\$ -	\$ -	\$ -
Interfund Transfers	\$ -	\$ -	\$ -	\$ -	\$ -
Subtotal	<u>\$ -</u>	<u>\$ -</u>	<u>\$ -</u>	<u>\$ -</u>	<u>\$ -</u>
Division Total	<u>\$ 1,294,001</u>	<u>\$ 1,118,554</u>	<u>\$ 1,126,948</u>	<u>\$ 1,218,544</u>	<u>\$ 1,218,544</u>

DIVISION SERVICE EFFORTS AND ACCOMPLISHMENTS

15661115 SCHOOL RESOURCE OFFICERS

GOALS:

- Reduce Part A crimes by 2% by the end of December 2023
 - Decrease incapacitating and fatality collisions by 5% by the end of December 2023
 - Increase our quality of service throughout the department and determine methods for measuring this by December 2023
-

OBJECTIVES:

- Work with school staff to recognize concerns and use threat assessments to provide intervention when required
 - Coordinate with outreach groups to utilize resources when appropriate, and assist with diversionary court/methods when safe to do so
 - Increase Crime Stoppers marketing at schools to help bring recognition to the program and increase information sharing
 - Conduct traffic safety engagement and education to parents and students and continue mentoring and relationship building programs such as JPA, PAL, and Safety Town
-

PERFORMANCE MEASUREMENTS - RESULTS REPORT:

	FYE 21 ACTUAL	FYE 22 ACTUAL	FYE 23 PLAN	FYE 23 ESTIMATE	FYE 24 PROJECTED
PERFORMANCE INDICATORS:					
SRO's assigned	9	9	13	9	13
Incidents	598	470	550	575	625
Arrests	5	5	5	5	5
Protective custody detentions	39	45	50	50	60

DIVISION SUMMARY

15661115 STAFF SERVICES

MISSION:

The mission of the Staff Services Division is to work with internal and external partners and the community in an effort to increase department efficiency, readiness and accountability through the development of processes intended to achieve our department's mission and vision.

DESCRIPTION:

The Staff Services Division consists of a multiple sections including employee recruitment and hiring, training and development, payroll, budgeting and purchasing, crime analysis, technology maintenance and growth, research and development, personnel management, strategic planning, equipment inventories, records retention and release, digital media redactions and release, and PBX operations. The division provides front line customer support through the Records Section and is responsible for receiving and processing the city phone operator functions during business hours. In addition, the division includes Traffic, Parking Services, and Community Outreach Sections as well as the Problem Resolution Section. These elements of the division are focused on creating proactive, long term, root cause focused solutions to our community's social harms. The division provides extensive community outreach and crime prevention programs and partners with other community agencies in a unified effort to address concerns in our community.

PERSONNEL:

	FYE 22 ACTUAL	FYE 23 ORIGINAL	FYE 23 REVISED	FYE 24 PROPOSED	FYE 24 ADOPTED
Full-time Positions	0	0	0	0	0
Part-time Positions	<u>0</u>	<u>0</u>	<u>0</u>	<u>0</u>	<u>0</u>
Total Budgeted Positions	<u>0</u>	<u>0</u>	<u>0</u>	<u>0</u>	<u>0</u>

EXPENDITURES:

	FYE 22 ACTUAL	FYE 23 ORIGINAL	FYE 23 REVISED	FYE 24 PROPOSED	FYE 24 ADOPTED
Salaries & Benefits	\$ -	\$ -	\$ -	\$ -	\$ -
Supplies & Materials	\$ 479	\$ -	\$ -	\$ -	\$ -
Services & Maintenance	\$ 55,394	\$ 50,027	\$ 50,027	\$ 50,027	\$ 50,027
Internal Services	\$ -	\$ -	\$ -	\$ -	\$ -
Capital Equipment	\$ 5,560	\$ -	\$ -	\$ -	\$ -
Subtotal	<u>\$ 61,433</u>	<u>\$ 50,027</u>	<u>\$ 50,027</u>	<u>\$ 50,027</u>	<u>\$ 50,027</u>
Capital Projects	\$ -	\$ -	\$ -	\$ -	\$ -
Cost Allocations	\$ -	\$ -	\$ -	\$ -	\$ -
Debt Service	\$ -	\$ -	\$ -	\$ -	\$ -
Interfund Transfers	\$ -	\$ -	\$ -	\$ -	\$ -
Subtotal	<u>\$ -</u>	<u>\$ -</u>	<u>\$ -</u>	<u>\$ -</u>	<u>\$ -</u>
Division Total	<u>\$ 61,433</u>	<u>\$ 50,027</u>	<u>\$ 50,027</u>	<u>\$ 50,027</u>	<u>\$ 50,027</u>

DIVISION SERVICE EFFORTS AND ACCOMPLISHMENTS

STAFF SERVICES - PSST

GOALS:

- Reduce Part A crimes by 2% before the end of December 2023
- Decrease incapacitating and fatality collisions by 5% by the end of December 2023
- Increase our quality of service throughout the department and determine methods for measuring this by December 2023

OBJECTIVES:

- Coordinate efforts across the department to identify higher than average criminal activity patterns and focus efforts on addressing the concerns.
- Monitor trends and patterns in traffic collisions and to identify areas requiring attention.
- Increase public education of services provided and officer involvement in community with the goal of connecting resources to those in need.
- Continue to recruit and traint qualified candidates for all vacant positions in the agency.

PERFORMANCE MEASUREMENTS - RESULTS REPORT:

	FYE 21 ACTUAL	FYE 22 ACTUAL	FYE 23 PLAN	FYE 23 ESTIMATE	FYE 24 PROJECTED
PERFORMANCE INDICATORS:					
Total number of in-service training hours scheduled of commisioned personnel	30	30	30	30	30
Total number of firearems training sessions for commissioned officer	4	4	4	4	4
Percentage of officers qualified on CLEET firearms	100%	100%	100%	100%	100%
Number of officers qualified on NPD firearms courses	100%	100%	100%	100%	100%
Monthly Crime prediction packet	12	12	12	12	12
Records Counter Contacts	7,620	11,624	12,000	12,500	13,000
Records Phone Contacts	8,108	9,446	13,500	10,500	12,000
Records Cases Managed	11,239	7,831	13,000	12,000	12,000
Records Released	6,401	5,845	7,500	7,000	8,000
Videos Processed	742	269	850	300	400

DEPARTMENT SUMMARY

TOTAL PUBLIC WORKS – PUBLIC SAFETY SALES TAX FUND (15)

MISSION:

The mission of the Public Works Department is to provide exceptional transportation, stormwater/flood control and subdivision development services to the citizens of Norman.

DESCRIPTION:

The Public Works Department is organized into six functional divisions: Administration, Engineering, Fleet Management, Streets, Stormwater, and Traffic Control. The Department provides transportation, stormwater/flood control and subdivision development services through the development review, construction, reconstruction, operation and maintenance of public infrastructure. It provides support to every City department through specification development, acquisition assistance, and maintenance of the City fleet.

PERSONNEL:

	FYE 22 ACTUAL	FYE 23 ORIGINAL	FYE 23 REVISED	FYE 24 PROPOSED	FYE 24 ADOPTED
Full-time Positions	2	2	2	2	2
Part-time Positions	0	0	0	0	0
Total Budgeted Positions	2	2	2	2	2

EXPENDITURES:

	FYE 22 ACTUAL	FYE 23 ORIGINAL	FYE 23 REVISED	FYE 24 PROPOSED	FYE 24 ADOPTED
Salaries & Benefits	\$ 74,359	\$ 152,867	\$ 152,867	\$ 164,852	\$ 164,852
Supplies & Materials	\$ 8,760	\$ 314,831	\$ 314,831	\$ 229,072	\$ 229,072
Services & Maintenance	\$ 11,884	\$ 101,980	\$ 101,980	\$ 115,980	\$ 115,980
Internal Services	\$ -	\$ 25,513	\$ 25,513	\$ 1,076	\$ 1,076
Capital Equipment	\$ 42,971	\$ -	\$ -	\$ 44,128	\$ 44,128
Subtotal	<u>\$ 137,974</u>	<u>\$ 595,191</u>	<u>\$ 595,191</u>	<u>\$ 555,108</u>	<u>\$ 555,108</u>
Capital Projects	\$ -	\$ -	\$ -	\$ -	\$ -
Cost Allocations	\$ -	\$ -	\$ -	\$ -	\$ -
Debt Service	\$ -	\$ -	\$ -	\$ -	\$ -
Interfund Transfers	\$ -	\$ -	\$ -	\$ -	\$ -
Subtotal	<u>\$ -</u>	<u>\$ -</u>	<u>\$ -</u>	<u>\$ -</u>	<u>\$ -</u>
Department Total	<u><u>\$ 137,974</u></u>	<u><u>\$ 595,191</u></u>	<u><u>\$ 595,191</u></u>	<u><u>\$ 555,108</u></u>	<u><u>\$ 555,108</u></u>

DIVISION SUMMARY

15550172 FLEET EVT

MISSION:

The mission of the Fleet Emergency Vehicle Technician (EVT) Division is to service and maintain the City's Public Safety fleets for the Police and Fire Departments, and support them during natural disaster events, fire events, and remote training where vehicle support may be required.

DESCRIPTION:

The Public Safety Fleet Division, known as the Emergency Vehicle Technician (EVT) Division, is tasked with the maintenance, repair, and procurement of the City's Public Safety fleet for the Police and Fire Departments. This Division consists of 1 Supervisor, 1 EVT Specialist, and 1 EVT Mechanic II. These 3 employees are responsible for 70 units for the Fire Department and 3 units for the Police Department. These include all pumper/tanker and ladder units for the Fire Department, as well as the SWAT and Mobile Emergency Command Center for the Police Department. Our Specialist and Mechanic maintain master status in the Heavy Truck Automotive Service Excellence (ASE) as well as master certification in the Emergency Vehicle Technician (EVT) program. The EVT division supplies support for the Police and Fire Departments during natural disaster events as well as training events such as the Police Department's Law Enforcement Driver Training (LEDT) courses.

PERSONNEL:

	FYE 22 ACTUAL	FYE 23 ORIGINAL	FYE 23 REVISED	FYE 24 PROPOSED	FYE 24 ADOPTED
Full-time Positions	2	2	2	2	2
Part-time Positions	0	0	0	0	0
Total Budgeted Positions	2	2	2	2	2

EXPENDITURES:

	FYE 22 ACTUAL	FYE 23 ORIGINAL	FYE 23 REVISED	FYE 24 PROPOSED	FYE 24 ADOPTED
Salaries & Benefits	\$ 74,359	\$ 152,867	\$ 152,867	\$ 164,852	\$ 164,852
Supplies & Materials	\$ 8,760	\$ 314,831	\$ 314,831	\$ 229,072	\$ 229,072
Services & Maintenance	\$ 11,884	\$ 101,980	\$ 101,980	\$ 115,980	\$ 115,980
Internal Services	\$ -	\$ 25,513	\$ 25,513	\$ 1,076	\$ 1,076
Capital Equipment	\$ 42,971	\$ -	\$ -	\$ 44,128	\$ 44,128
Subtotal	<u>\$ 137,974</u>	<u>\$ 595,191</u>	<u>\$ 595,191</u>	<u>\$ 555,108</u>	<u>\$ 555,108</u>
Capital Projects					
Cost Allocations	\$ -	\$ -	\$ -	\$ -	\$ -
Debt Service	\$ -	\$ -	\$ -	\$ -	\$ -
Interfund Transfers	\$ -	\$ -	\$ -	\$ -	\$ -
Subtotal	<u>\$ -</u>	<u>\$ -</u>	<u>\$ -</u>	<u>\$ -</u>	<u>\$ -</u>
Division Total	<u><u>\$ 137,974</u></u>	<u><u>\$ 595,191</u></u>	<u><u>\$ 595,191</u></u>	<u><u>\$ 555,108</u></u>	<u><u>\$ 555,108</u></u>

DIVISION SERVICE EFFORTS AND ACCOMPLISHMENTS

FLEET - EVT

GOALS:

- Provide safe and reliable repairs for the Public Safety Fleet.
- Maintain the ASE Blue Seal of Excellence Program and keep the Fleet facility ASE certified.
- Allocate funds and provide specifications for the replacement of our Heavy Fire and Police Fleet units.
- Provide outsourcing for repairs not provided in-house for vehicles and equipment.
- Deliver the highest level of customer service.
- Complete 80% of repairs in 24 hours and 90% of repairs in 48 hours.
- Provide 85% on demand for parts non-consumables; 90% of parts requirements will be available within 4 business hours; 98% on demand of repair parts designated as preventative maintenance requirements.
- Uphold a higher standard relationship with all customers.
- Productivity goal of 72% or above.
- 95% overall equipment availability at any given time.

OBJECTIVES:

- Deliver the highest level of customer service as well as availability of our Public Safety Fleet units.
- Conduct all department business in an ethical and timely manner.
- Always take a proactive rather than reactive approach to identify problems or issues and initiate corrective action immediately.
- Increase the awareness of the City's personnel in the need to support the Preventive Maintenance Service program for vehicles and equipment so that safety standards are continually met, liabilities are reduced, and an overall reduction in repair costs can be achieved.
- Benchmark repairs with industry standards.
- Keep come-back repairs to a minimum (<5%).

PERFORMANCE MEASUREMENTS - RESULTS REPORT:

	FYE 21 ACTUAL	FYE 22 ACTUAL	PLAN	FYE 23 ESTIMATE	FYE 24 PROJECTED
PERFORMANCE INDICATORS:					
Number of EVT units	-	23	40	38	38
Number of EVT CNG vehicles	-	-	-	-	0
Yearly productive average (national standard average is 70%)	-	86%	>70%	>70%	>70%
Benchmark vehicle repair standards (average exceeding industry standard)	-	62%	>.50%	>.50%	>.50%
Preventive Maintenance Program:					
(missed or late services)	-	5	5	<15	<15
(completed services)	-	18	35	23	23
Work orders completed	-	185	200	332	335
(# of scheduled repairs)	-	76	200	176	178
(# of unscheduled repairs)	-	45	75	153	155
# of sublet vendor repairs	-	7	15	<25	<25

Notes to Results Report:

ASE – Automotive Service Excellence
CNG – Compressed Natural Gas

FUND SUMMARY

TOTAL PUBLIC TRANSPORTATION FUND (27)

MISSION:

The mission of the Public Transportation Fund is to provide exceptional transportation services to the citizens of Norman.

DESCRIPTION:

The Public Transportation Fund consists of 6 full time City staff that provide the following services:

- Oversight of a third party contractor for transit operations
- Research, apply, and manage grants related to public transportation
- Research, review, coordinate, and implement public transit service changes as necessary
- Ensure the City of Norman remains in compliance with various federal requirements
- Investigate and take appropriate action in response to complaints/inquiries from the public and initiate improvements to eliminate issues as necessary
- Maintain the fleet of 29 transit vehicles, including full compliance with all Federal Transit Administration (FTA) regulations

PERSONNEL:

	FYE 22 ACTUAL	FYE 23 ORIGINAL	FYE 23 REVISED	FYE 24 PROPOSED	FYE 24 ADOPTED
Full-time Positions	9	9	9	9	9
Part-time Positions	0	0	0	0	0
Total Budgeted Positions	9	9	9	9	9

EXPENDITURES:

	FYE 22 ACTUAL	FYE 23 ORIGINAL	FYE 23 REVISED	FYE 24 PROPOSED	FYE 24 ADOPTED
Salaries & Benefits	\$ 776,245	\$ 763,131	\$ 763,227	\$ 816,486	\$ 816,486
Supplies & Materials	\$ 544,779	\$ 604,547	\$ 495,845	\$ 466,631	\$ 463,631
Services & Maintenance	\$ 3,638,802	\$ 4,795,950	\$ 4,722,965	\$ 4,879,912	\$ 4,883,912
Internal Services	\$ 5,175	\$ 43,726	\$ 43,726	\$ 36,050	\$ 36,050
Capital Equipment	\$ 201,534	\$ 657,448	\$ 1,140,800	\$ 718,128	\$ 630,000
Subtotal	<u>\$ 5,166,535</u>	<u>\$ 6,864,802</u>	<u>\$ 7,166,563</u>	<u>\$ 6,917,207</u>	<u>\$ 6,830,079</u>
Capital Projects	\$ 159,896	\$ -	\$ 18,895	\$ -	\$ -
Cost Allocations	\$ -	\$ -	\$ -	\$ -	\$ -
Debt Service	\$ -	\$ -	\$ -	\$ -	\$ -
Interfund Transfers	\$ 3,756,036	\$ -	\$ 180,000	\$ -	\$ -
Audit Adjust/Encumb	\$ (1,510,350)	\$ -	\$ -	\$ -	\$ -
Subtotal	<u>\$ 2,405,582</u>	<u>\$ -</u>	<u>\$ 198,895</u>	<u>\$ -</u>	<u>\$ -</u>
Fund Total	<u><u>\$ 7,572,117</u></u>	<u><u>\$ 6,864,802</u></u>	<u><u>\$ 7,365,458</u></u>	<u><u>\$ 6,917,207</u></u>	<u><u>\$ 6,830,079</u></u>

* Council amendments to the proposed budget can be found on the Division Summary pages and by fund in the Financial Summaries section of the Budget document.

DIVISION SUMMARY

27550276 FLEET REPAIR TRANSIT

MISSION:

The mission of the Public Works Fleet Public Transit Division is to provide safe, cost effective and sanitary public transportation to include para-transit routes for those who cannot access a fixed route bus stop to travel in and around the City of Norman.

DESCRIPTION:

The Public Works Fleet Public Transit division is comprised of one Shop Supervisor, one Transit Specialist, one Transit Service Technician, and two Transit Mechanic II's. These five employees are responsible for the daily availability, preventative maintenance, and repair of the City's twenty-eight transit buses and associated equipment, as well as three transit support vehicles. Fourteen of these units are powered by clean burning CNG engines. It is the goal of the Public Transit Division to have the daily pre-requested units available for operations by our contractor before 05:15 AM every weekday.

PERSONNEL:

	FYE 22 ACTUAL	FYE 23 ORIGINAL	FYE 23 REVISED	FYE 24 PROPOSED	FYE 24 ADOPTED
Full-time Positions	6	6	6	6	6
Part-time Positions	0	0	0	0	0
Total Budgeted Positions	6	6	6	6	6

EXPENDITURES:

	FYE 22 ACTUAL	FYE 23 ORIGINAL	FYE 23 REVISED	FYE 24 PROPOSED	FYE 24 ADOPTED
Salaries & Benefits	\$ 550,312	\$ 457,188	\$ 457,284	\$ 477,725	\$ 477,725
Supplies & Materials	\$ 498,958	\$ 598,747	\$ 485,847	\$ 449,041	\$ 449,041
Services & Maintenance	\$ 206,820	\$ 501,676	\$ 434,480	\$ 307,866	\$ 307,866
Internal Services	\$ 4,729	\$ 43,040	\$ 43,040	\$ 34,827	\$ 34,827
Capital Equipment	\$ 146,653	\$ 625,000	\$ 1,106,761	\$ 630,000	\$ 630,000
Subtotal	<u>\$ 1,407,472</u>	<u>\$ 2,225,651</u>	<u>\$ 2,527,412</u>	<u>\$ 1,899,459</u>	<u>\$ 1,899,459</u>
Capital Projects	\$ -	\$ -	\$ -	\$ -	\$ -
Cost Allocations	\$ -	\$ -	\$ -	\$ -	\$ -
Debt Service	\$ -	\$ -	\$ -	\$ -	\$ -
Interfund Transfers	\$ -	\$ -	\$ -	\$ -	\$ -
Subtotal	<u>\$ -</u>	<u>\$ -</u>	<u>\$ -</u>	<u>\$ -</u>	<u>\$ -</u>
Division Total	<u><u>\$ 1,407,472</u></u>	<u><u>\$ 2,225,651</u></u>	<u><u>\$ 2,527,412</u></u>	<u><u>\$ 1,899,459</u></u>	<u><u>\$ 1,899,459</u></u>

DIVISION SERVICE EFFORTS AND ACCOMPLISHMENTS

FLEET REPAIR TRANSIT – PUBLIC TRANSPORTATION

GOALS:

- Provide safe and reliable repairs for the Public Transit Fleet.
 - Maintain the ASE Blue Seal of Excellence Program and keep the Fleet facility ASE certified.
 - Allocate funds and provide specifications for the replacement the Transit Fleet.
 - Provide outsourcing for repairs not provided in-house for vehicles and equipment.
 - Deliver the highest level of customer service.
 - Complete 80% of repairs in 24 hours and 90% of repairs in 48 hours.
 - Provide 85% on demand for parts non-consumables; 90% of parts requirements will be available within 4 business hours; 98% on demand of repair parts designated as preventative maintenance requirements.
 - Uphold a higher standard relationship with all customers.
 - Productivity goal of 72% or above.
 - 95% overall equipment availability at any given time.
-

OBJECTIVES:

- Deliver the highest level of customer service.
 - Conduct all Department business in an ethical and timely manner.
 - Always take a proactive rather than reactive approach to identify problems or issues and initiate corrective action immediately.
 - Increase the awareness of the City's personnel in the need to support the Preventive Maintenance Service program for vehicles and equipment so that safety standards are continually met, liabilities are reduced, and an overall reduction in repair costs can be achieved.
 - Benchmark repairs with industry standards.
 - Keep come-back repairs to a minimum (<5%).
-

PERFORMANCE MEASUREMENTS - RESULTS REPORT:

	FYE 21 ACTUAL	FYE 22 ACTUAL	FYE 23 PLAN	FYE 23 ESTIMATE	FYE 24 PROJECTED
PERFORMANCE INDICATORS:					
Fixed Route units	9	9	9	13	13
Fixed Route CNG vehicles	4	4	4	13	13
Paratransits	13	13	13	16	16
Paratransit CNG Vehicles	9	9	9	15	15
Yearly productive average (national standard avg. is 70%)	75%	64%	>70%	111%	>70%
Benchmark vehicle repair standards (average exceeding industry standard)	0.54%	0.56%	>50%	56.00%	>0.5%
Preventive Maintenance Program:					
(missed or late services)	3	2	4	7	4
(completed services)	104	92	88	109	112
Work orders completed	695	1,065	880	842	867
(# of scheduled repairs)	134	145	140	134	138
(# of unscheduled repairs)	561	792	677	646	729
# of sublet vendor repairs	76	45	60	23	25

Notes to Results Report:

ASE – Automotive Service Excellence
CNG – Compressed Natural Gas

DIVISION SUMMARY

27550277 TRANSIT AND PARKING ADMINISTRATION

MISSION:

The mission of the Transit and Parking Administration Division is to provide safe, reliable, and efficient public transportation services to the citizens and visitors of the City of Norman.

DESCRIPTION:

The Transit and Parking Division consists of 3 full time City staff that provide the following services:

- Oversight of a third party contractor for transit operations (30+ employees) to ensure compliance with local, state, and federal requirements
- Research, apply, and manage grants related to public transportation
- Research, review, coordinate, and implement public transit service changes as necessary
- Ensure the City of Norman remains in compliance with various federal requirements
- Oversight and support of Parking Services Operations
- Investigate and take appropriate action in response to complaints/inquiries from the public and initiate improvements to eliminate issues as necessary

PERSONNEL:

	FYE 22 ACTUAL	FYE 23 ORIGINAL	FYE 23 REVISED	FYE 24 PROPOSED	FYE 24 ADOPTED
Full-time Positions	3	3	3	3	3
Part-time Positions	0	0	0	0	0
Total Budgeted Positions	<u>3</u>	<u>3</u>	<u>3</u>	<u>3</u>	<u>3</u>

EXPENDITURES:

	FYE 22 ACTUAL	FYE 23 ORIGINAL	FYE 23 REVISED	FYE 24 PROPOSED	FYE 24 ADOPTED
Salaries & Benefits	\$ 225,933	\$ 305,943	\$ 305,943	\$ 338,761	\$ 338,761
Supplies & Materials	\$ 12,343	\$ 5,800	\$ 9,998	\$ 8,700	\$ 8,700
Services & Maintenance	\$ 3,425,276	\$ 4,294,274	\$ 4,288,485	\$ 4,533,406	\$ 4,546,046 *
Internal Services	\$ 446	\$ 686	\$ 686	\$ 1,223	\$ 1,223
Capital Equipment	\$ 7,760	\$ 32,448	\$ 34,039	\$ -	\$ -
Subtotal	<u>\$ 3,671,758</u>	<u>\$ 4,639,151</u>	<u>\$ 4,639,151</u>	<u>\$ 4,882,090</u>	<u>\$ 4,894,730</u>
Capital Projects	\$ -	\$ -	\$ -	\$ -	\$ -
Cost Allocations	\$ -	\$ -	\$ -	\$ -	\$ -
Debt Service	\$ -	\$ -	\$ -	\$ -	\$ -
Interfund Transfers	\$ -	\$ -	\$ -	\$ -	\$ -
Subtotal	<u>\$ -</u>	<u>\$ -</u>	<u>\$ -</u>	<u>\$ -</u>	<u>\$ -</u>
Department Total	<u>\$ 3,671,758</u>	<u>\$ 4,639,151</u>	<u>\$ 4,639,151</u>	<u>\$ 4,882,090</u>	<u>\$ 4,894,730</u>

* Services & Maintenance allocations were increased by \$12,640 via Council amendment to fund estimated utility costs at the new City Transit Center.

**DIVISION SERVICE EFFORTS
AND ACCOMPLISHMENTS**
TRANSIT AND PARKING ADMINISTRATION

GOALS:

- Provide a safe, reliable, and efficient public transit service to citizens and visitors in order to increase access to and from destinations in Norman.
 - Provide accessible and convenient public parking services to citizens and visitors in order to meet community needs and goals.
 - Provide exceptional customer service to citizens and visitors of Norman in order to provide a more positive experience when using public transit and parking services.
-

OBJECTIVES:

- Plan for and make improvements outlined in the updated transit long range plan
 - Improve overall satisfaction in public transit service
 - Improve reliability of transit by increasing on-time performance
 - Provide safe public transit service and attract both repeat and new passengers
-

PERFORMANCE MEASUREMENTS - RESULTS REPORT

	FYE 21 ACTUAL	FYE 22 ACTUAL	FYE 23 PLAN	FYE 23 ESTIMATE	FYE 24 PROJECTED
PERFORMANCE INDICATORS:					
Percentage of public transportation customers surveyed as satisfactory	90%	89%	84%	90%	84%
Number of fixed-route passenger trips provided	189,664	326,858	251,881	277,702	251,881
Number of paratransit trips provided	16,338	16,421	21,000	23,404	21,000
Percentage of on-time fixed-route arrivals	75%	75%	80%	75%	80%
Percentage of on-time paratransit pick-ups	99%	95%	98%	98%	98%
Number of bus passengers per service hour, cumulative	11	13	13	14	13
Number of bus passengers per day, average	628	924	800	904	800
Percentage of required paratransit pickups denied due to capacity	0.06%	0%	0%	0%	0%
Completion of long range transit plan update	100%	n/a	n/a	n/a	n/a

DIVISION SUMMARY

27550278 PARKING SERVICES

MISSION:

The mission of the Transit and Parking Administration Division is to provide safe, reliable, and efficient public transportation services to the citizens and visitors of the City of Norman. This program is new for FYE 24.

DESCRIPTION:

The Transit and Parking Division consists of 3 full time City staff that provide the following services:

- Oversight of a third party contractor for transit operations (30+ employees) to ensure compliance with local, state, and federal requirements
- Research, apply, and manage grants related to public transportation
- Research, review, coordinate, and implement public transit service changes as necessary
- Ensure the City of Norman remains in compliance with various federal requirements
- Oversight and support of Parking Services Operations
- Investigate and take appropriate action in response to complaints/inquiries from the public and initiate improvements to eliminate issues as necessary

PERSONNEL:

	FYE 22 ACTUAL	FYE 23 ORIGINAL	FYE 23 REVISED	FYE 24 PROPOSED	FYE 24 ADOPTED
Full-time Positions	0	0	0	0	0
Part-time Positions	0	0	0	0	0
Total Budgeted Positions	0	0	0	0	0

EXPENDITURES:

	FYE 22 ACTUAL	FYE 23 ORIGINAL	FYE 23 REVISED	FYE 24 PROPOSED	FYE 24 ADOPTED
Salaries & Benefits	\$ -	\$ -	\$ -	\$ -	\$ -
Supplies & Materials	\$ -	\$ -	\$ -	\$ 8,890	\$ 5,890 *
Services & Maintenance	\$ -	\$ -	\$ -	\$ 38,640	\$ 30,000 *
Internal Services	\$ -	\$ -	\$ -	\$ -	\$ -
Capital Equipment	\$ -	\$ -	\$ -	\$ 88,128	\$ - *
Subtotal	\$ -	\$ -	\$ -	\$ 135,658	\$ 35,890
Capital Projects	\$ -	\$ -	\$ -	\$ -	\$ -
Cost Allocations	\$ -	\$ -	\$ -	\$ -	\$ -
Debt Service	\$ -	\$ -	\$ -	\$ -	\$ -
Interfund Transfers	\$ -	\$ -	\$ -	\$ -	\$ -
Subtotal	\$ -	\$ -	\$ -	\$ -	\$ -
Department Total	\$ -	\$ -	\$ -	\$ 135,658	\$ 35,890

* Allocations were reduced by \$99,768 via Council amendment to eliminate a proposed downtown parking meter program.

DIVISION SERVICE EFFORTS AND ACCOMPLISHMENTS

27550278 PARKING SERVICES

GOALS:

- Provide accessible and convenient public parking services to citizens and visitors in order to meet community needs and goals
- Respond to citizen requests in a courteous, timely, and efficient manner
- Provide prompt assistance to other City Departments and Divisions
- Ensure employee safety

OBJECTIVES:

- Investigate issues related to parking meters reported by the public in a timely and courteous manner
- Respond to malfunctions and damaged parking equipment in a timely manner
- Perform preventative maintenance on all parking meter equipment
- Research, implement and manage improvements outlined in the parking strategic plan
- Provide a safe working environment for all employees

PERFORMANCE MEASUREMENTS - RESULTS REPORT

	FYE 21 ACTUAL	FYE 22 ACTUAL	PLAN	FYE 23 ESTIMATE	FYE 24 PROJECTED
PERFORMANCE INDICATORS:					
Provide initial response to citizen inquires within 2 business days	n/a	n/a		n/a	n/a
Provide followup response to citizen inquires within 5 business days	n/a	n/a		n/a	n/a
Preventative maintenance on all parking equipment at least once in each month interval	n/a	n/a		n/a	n/a
Total maintenance cost as a percent of operating costs	n/a	n/a		n/a	n/a

FUND SUMMARY

TOTAL ROOM TAX FUND (23)

MISSION:

To account for and monitor all resources associated with the Room Tax Fund.

DESCRIPTION:

Established by City ordinances to receive revenues from the City Hotel/Motel Occupancy Tax to be used for promoting and fostering convention and tourism development in the City of Norman, support arts and humanities activities and provide funding for park development capital equipment.

PERSONNEL:

	FYE 22 ACTUAL	FYE 23 ORIGINAL	FYE 23 REVISED	FYE 24 PROPOSED	FYE 24 ADOPTED
Full-time Positions	0	0	0	0	0
Part-time Positions	0	0	0	0	0
Total Budgeted Positions	0	0	0	0	0

EXPENDITURES:

	FYE 22 ACTUAL	FYE 23 ORIGINAL	FYE 23 REVISED	FYE 24 PROPOSED	FYE 24 ADOPTED
Salaries & Benefits	\$ -	\$ -	\$ -	\$ -	\$ -
Supplies & Materials	\$ -	\$ -	\$ -	\$ -	\$ -
Services & Maintenance	\$ 946,800	\$ 1,237,500	\$ 1,313,750	\$ 1,560,000	\$ 2,784,000
Internal Services	\$ -	\$ -	\$ -	\$ -	\$ -
Capital Equipment	\$ -	\$ -	\$ -	\$ -	\$ -
Subtotal	<u>\$ 946,800</u>	<u>\$ 1,237,500</u>	<u>\$ 1,313,750</u>	<u>\$ 1,560,000</u>	<u>\$ 2,784,000</u>
Capital Projects	\$ 88,874	\$ 44,000	\$ 188,395	\$ 175,000	\$ 175,000
Cost Allocation	\$ 71,311	\$ 68,750	\$ 68,750	\$ 86,667	\$ 137,667
Debt Service	\$ 264,290	\$ 429,372	\$ 429,372	\$ 429,578	\$ 429,578
Interfund Transfers	\$ 3,801,683	\$ -	\$ -	\$ -	\$ -
Audit Adjust/Encumb	\$ 35,045	\$ -	\$ -	\$ -	\$ -
Subtotal	<u>\$ 4,261,203</u>	<u>\$ 542,122</u>	<u>\$ 686,517</u>	<u>\$ 691,245</u>	<u>\$ 742,245</u>
Fund Total	<u><u>\$ 5,208,003</u></u>	<u><u>\$ 1,779,622</u></u>	<u><u>\$ 2,000,267</u></u>	<u><u>\$ 2,251,245</u></u>	<u><u>\$ 3,526,245</u></u>

* Council amendments to the proposed budget can be found on the Division Summary pages and by fund in the Financial Summaries section of the Budget document.

DIVISION SUMMARY

23330340 ROOM TAX - ADMINISTRATION

MISSION:

Efficiently receipt and collect room tax revenues.

DESCRIPTION:

Administers the receipt and collection of room tax revenues. Reference is made in the Financial Summary Section for the determination of the appropriation amount for the administration charge.

PERSONNEL:

	FYE 22 ACTUAL	FYE 23 ORIGINAL	FYE 23 REVISED	FYE 24 PROPOSED	FYE 24 ADOPTED
Full-time Positions	0	0	0	0	0
Part-time Positions	0	0	0	0	0
Total Budgeted Positions	<u>0</u>	<u>0</u>	<u>0</u>	<u>0</u>	<u>0</u>

EXPENDITURES:

	FYE 22 ACTUAL	FYE 23 ORIGINAL	FYE 23 REVISED	FYE 24 PROPOSED	FYE 24 ADOPTED
Salaries & Benefits	\$ -	\$ -	\$ -	\$ -	\$ -
Supplies & Materials	\$ -	\$ -	\$ -	\$ -	\$ -
Services & Maintenance	\$ -	\$ -	\$ -	\$ -	\$ -
Internal Services	\$ -	\$ -	\$ -	\$ -	\$ -
Capital Equipment	\$ -	\$ -	\$ -	\$ -	\$ -
Subtotal	<u>\$ -</u>	<u>\$ -</u>	<u>\$ -</u>	<u>\$ -</u>	<u>\$ -</u>
Capital Projects	\$ -	\$ -	\$ -	\$ -	\$ -
Cost Allocations	\$ 71,311	\$ 68,750	\$ 68,750	\$ 86,667	\$ 137,667 *
Debt Service	\$ -	\$ -	\$ -	\$ -	\$ -
Interfund Transfers	\$ -	\$ -	\$ -	\$ -	\$ -
Subtotal	<u>\$ 71,311</u>	<u>\$ 68,750</u>	<u>\$ 68,750</u>	<u>\$ 86,667</u>	<u>\$ 137,667</u>
Division Total	<u>\$ 71,311</u>	<u>\$ 68,750</u>	<u>\$ 68,750</u>	<u>\$ 86,667</u>	<u>\$ 137,667</u>

* Cost allocations were increased by \$51,000 via Council amendment due to voter approval of the Room Tax rate increase.

DIVISION SUMMARY

23730241 ROOM TAX - ARTS COUNCIL

MISSION:

Provide funds for the Norman Arts Council to support, encourage, coordinate and promote awareness of quality arts activities and programs in Oklahoma, and foster better understanding of the fine, applied, and performing arts and humanities in Norman.

DESCRIPTION:

The Norman Arts Council reviews applications for the use of Room Tax funds and administers these funds. Reference is made in the Financial Summary Section for the determination of the appropriation amount for the Arts Council.

PERSONNEL:

	FYE 22 ACTUAL	FYE 23 ORIGINAL	FYE 23 REVISED	FYE 24 PROPOSED	FYE 24 ADOPTED
Full-time Positions	0	0	0	0	0
Part-time Positions	0	0	0	0	0
Total Budgeted Positions	<u>0</u>	<u>0</u>	<u>0</u>	<u>0</u>	<u>0</u>

EXPENDITURES:

	FYE 22 ACTUAL	FYE 23 ORIGINAL	FYE 23 REVISED	FYE 24 PROPOSED	FYE 24 ADOPTED
Salaries & Benefits	\$ -	\$ -	\$ -	\$ -	\$ -
Supplies & Materials	\$ -	\$ -	\$ -	\$ -	\$ -
Services & Maintenance	\$ 315,600	\$ 412,500	\$ 412,500	\$ 520,000	\$ 826,000 *
Internal Services	\$ -	\$ -	\$ -	\$ -	\$ -
Capital Equipment	\$ -	\$ -	\$ -	\$ -	\$ -
Subtotal	<u>\$ 315,600</u>	<u>\$ 412,500</u>	<u>\$ 412,500</u>	<u>\$ 520,000</u>	<u>\$ 826,000</u>
Capital Projects	\$ -	\$ -	\$ -	\$ -	\$ -
Cost Allocations	\$ -	\$ -	\$ -	\$ -	\$ -
Debt Service	\$ -	\$ -	\$ -	\$ -	\$ -
Interfund Transfers	\$ -	\$ -	\$ -	\$ -	\$ -
Subtotal	<u>\$ -</u>	<u>\$ -</u>	<u>\$ -</u>	<u>\$ -</u>	<u>\$ -</u>
Division Total	<u><u>\$ 315,600</u></u>	<u><u>\$ 412,500</u></u>	<u><u>\$ 412,500</u></u>	<u><u>\$ 520,000</u></u>	<u><u>\$ 826,000</u></u>

* Services & Maintenance allocations were increased by \$306,000 via Council amendment due to voter approval of the Room Tax rate increase.

DIVISION SUMMARY

23330243 ROOM TAX - CONVENTION & VISITORS BUREAU

MISSION:

Provide funds for promotion of the City of Norman and facilities available for meetings, conventions, etc.

DESCRIPTION:

Ordinance No. O-9293-22 provides for contracting with a not-for-profit corporation for the purpose of administering this portion of the Room Tax funds.

PERSONNEL:

	FYE 22 ACTUAL	FYE 23 ORIGINAL	FYE 23 REVISED	FYE 24 PROPOSED	FYE 24 ADOPTED
Full-time Positions	0	0	0	0	0
Part-time Positions	0	0	0	0	0
Total Budgeted Positions	<u>0</u>	<u>0</u>	<u>0</u>	<u>0</u>	<u>0</u>

EXPENDITURES:

	FYE 22 ACTUAL	FYE 23 ORIGINAL	FYE 23 REVISED	FYE 24 PROPOSED	FYE 24 ADOPTED
Salaries & Benefits	\$ -	\$ -	\$ -	\$ -	\$ -
Supplies & Materials	\$ -	\$ -	\$ -	\$ -	\$ -
Services & Maintenance	\$ 631,200	\$ 825,000	\$ 901,250	\$ 1,040,000	\$ 1,958,000 *
Internal Services	\$ -	\$ -	\$ -	\$ -	\$ -
Capital Equipment	\$ -	\$ -	\$ -	\$ -	\$ -
Subtotal	<u>\$ 631,200</u>	<u>\$ 825,000</u>	<u>\$ 901,250</u>	<u>\$ 1,040,000</u>	<u>\$ 1,958,000</u>
Capital Projects	\$ -	\$ -	\$ -	\$ -	\$ -
Cost Allocations	\$ -	\$ -	\$ -	\$ -	\$ -
Debt Service	\$ -	\$ -	\$ -	\$ -	\$ -
Interfund Transfers	\$ -	\$ -	\$ -	\$ -	\$ -
Subtotal	<u>\$ -</u>	<u>\$ -</u>	<u>\$ -</u>	<u>\$ -</u>	<u>\$ -</u>
Division Total	<u>\$ 631,200</u>	<u>\$ 825,000</u>	<u>\$ 901,250</u>	<u>\$ 1,040,000</u>	<u>\$ 1,958,000</u>

* Services & Maintenance allocations were increased by \$918,000 via Council amendment due to voter approval of the Room Tax rate increase.

DIVISION SUMMARY

2379* - ROOM TAX - CAPITAL PROJECTS

MISSION:

To perform capital projects funded with Room Tax Funds.

DESCRIPTION:

See Capital Improvements Five Year Plan FYE 22 - FYE 26 for a detailed analysis of Room Tax Capital Projects.

PERSONNEL:

	FYE 22 ACTUAL	FYE 23 ORIGINAL	FYE 23 REVISED	FYE 24 PROPOSED	FYE 24 ADOPTED
Full-time Positions	0	0	0	0	0
Part-time Positions	0	0	0	0	0
Total Budgeted Positions	<u>0</u>	<u>0</u>	<u>0</u>	<u>0</u>	<u>0</u>

EXPENDITURES:

	FYE 22 ACTUAL	FYE 23 ORIGINAL	FYE 23 REVISED	FYE 24 PROPOSED	FYE 24 ADOPTED
Salaries & Benefits	\$ -	\$ -	\$ -	\$ -	\$ -
Supplies & Materials	\$ -	\$ -	\$ -	\$ -	\$ -
Services & Maintenance	\$ -	\$ -	\$ -	\$ -	\$ -
Internal Services	\$ -	\$ -	\$ -	\$ -	\$ -
Capital Equipment	\$ -	\$ -	\$ -	\$ -	\$ -
Subtotal	<u>\$ -</u>	<u>\$ -</u>	<u>\$ -</u>	<u>\$ -</u>	<u>\$ -</u>
Capital Projects	\$ 88,874	\$ 44,000	\$ 188,395	\$ 175,000	\$ 175,000
Cost Allocations	\$ -	\$ -	\$ -	\$ -	\$ -
Debt Service	\$ -	\$ -	\$ -	\$ -	\$ -
Interfund Transfers	\$ -	\$ -	\$ -	\$ -	\$ -
Subtotal	<u>\$ 88,874</u>	<u>\$ 44,000</u>	<u>\$ 188,395</u>	<u>\$ 175,000</u>	<u>\$ 175,000</u>
Division Total	<u>\$ 88,874</u>	<u>\$ 44,000</u>	<u>\$ 188,395</u>	<u>\$ 175,000</u>	<u>\$ 175,000</u>

FUND SUMMARY

TOTAL SEIZURES AND RESTITUTION FUND (25)

MISSION:

A special revenue fund established to record revenues and expenditures for the specified purpose of police investigations.

DESCRIPTION:

To provide assistance with police investigations.

PERSONNEL:

	FYE 22 ACTUAL	FYE 23 ORIGINAL	FYE 23 REVISED	FYE 24 PROPOSED	FYE 24 ADOPTED
Full-time Positions	0	0	0	0	0
Part-time Positions	0	0	0	0	0
Total Budgeted Positions	0	0	0	0	0

EXPENDITURES:

	FYE 22 ACTUAL	FYE 23 ORIGINAL	FYE 23 REVISED	FYE 24 PROPOSED	FYE 24 ADOPTED
Salaries & Benefits	\$ -	\$ -	\$ -	\$ -	\$ -
Supplies & Materials	\$ -	\$ -	\$ -	\$ -	\$ -
Services & Maintenance	\$ 570	\$ -	\$ -	\$ -	\$ -
Internal Services	\$ -	\$ -	\$ -	\$ -	\$ -
Capital Equipment	\$ 27,300	\$ -	\$ -	\$ 1,461,780	\$ 1,461,780
Subtotal	<u>\$ 27,870</u>	<u>\$ -</u>	<u>\$ -</u>	<u>\$ 1,461,780</u>	<u>\$ 1,461,780</u>
Capital Projects	\$ -	\$ -	\$ -	\$ -	\$ -
Cost Allocations	\$ -	\$ -	\$ -	\$ -	\$ -
Debt Service	\$ -	\$ -	\$ -	\$ -	\$ -
Interfund Transfers	\$ -	\$ -	\$ -	\$ -	\$ -
Audit Adjust/Encumb	\$ (14,434)	\$ -	\$ -	\$ -	\$ -
Subtotal	<u>\$ (14,434)</u>	<u>\$ -</u>	<u>\$ -</u>	<u>\$ -</u>	<u>\$ -</u>
Fund Total	<u><u>\$ 13,436</u></u>	<u><u>\$ -</u></u>	<u><u>\$ -</u></u>	<u><u>\$ 1,461,780</u></u>	<u><u>\$ 1,461,780</u></u>

DIVISION SUMMARY

25660138 FEDERAL SEIZURES AND RESTITUTION

MISSION:

A special revenue fund established to record revenues and expenditures for the specified purpose of police investigations.

DESCRIPTION:

To provide assistance with police investigations.

PERSONNEL:

	FYE 22 ACTUAL	FYE 23 ORIGINAL	FYE 23 REVISED	FYE 24 PROPOSED	FYE 24 ADOPTED
Full-time Positions	0	0	0	0	0
Part-time Positions	0	0	0	0	0
Total Budgeted Positions	0	0	0	0	0

EXPENDITURES:

	FYE 22 ACTUAL	FYE 23 ORIGINAL	FYE 23 REVISED	FYE 24 PROPOSED	FYE 24 ADOPTED
Salaries & Benefits	\$ -	\$ -	\$ -	\$ -	\$ -
Supplies & Materials	\$ -	\$ -	\$ -	\$ -	\$ -
Services & Maintenance	\$ 570	\$ -	\$ -	\$ -	\$ -
Internal Services	\$ -	\$ -	\$ -	\$ -	\$ -
Capital Equipment	\$ 27,300	\$ -	\$ -	\$ 207,000	\$ 207,000
Subtotal	<u>\$ 27,870</u>	<u>\$ -</u>	<u>\$ -</u>	<u>\$ 207,000</u>	<u>\$ 207,000</u>
Capital Projects	\$ -	\$ -	\$ -	\$ -	\$ -
Cost Allocations	\$ -	\$ -	\$ -	\$ -	\$ -
Debt Service	\$ -	\$ -	\$ -	\$ -	\$ -
Interfund Transfers	\$ -	\$ -	\$ -	\$ -	\$ -
Subtotal	<u>\$ -</u>	<u>\$ -</u>	<u>\$ -</u>	<u>\$ -</u>	<u>\$ -</u>
Division Total	<u><u>\$ 27,870</u></u>	<u><u>\$ -</u></u>	<u><u>\$ -</u></u>	<u><u>\$ 207,000</u></u>	<u><u>\$ 207,000</u></u>

DIVISION SUMMARY

25660235 STATE SEIZURES AND RESTITUTION

MISSION:

A special revenue fund established to record revenues and expenditures for the specified purpose of police investigations.

DESCRIPTION:

To provide assistance with police investigations.

PERSONNEL:

	FYE 22 ACTUAL	FYE 23 ORIGINAL	FYE 23 REVISED	FYE 24 PROPOSED	FYE 24 ADOPTED
Full-time Positions	0	0	0	0	0
Part-time Positions	0	0	0	0	0
Total Budgeted Positions	<u>0</u>	<u>0</u>	<u>0</u>	<u>0</u>	<u>0</u>

EXPENDITURES:

	FYE 22 ACTUAL	FYE 23 ORIGINAL	FYE 23 REVISED	FYE 24 PROPOSED	FYE 24 ADOPTED
Salaries & Benefits	\$ -	\$ -	\$ -	\$ -	\$ -
Supplies & Materials	\$ -	\$ -	\$ -	\$ -	\$ -
Services & Maintenance	\$ -	\$ -	\$ -	\$ -	\$ -
Internal Services	\$ -	\$ -	\$ -	\$ -	\$ -
Capital Equipment	\$ -	\$ -	\$ -	\$ 1,254,780	\$ 1,254,780
Subtotal	<u>\$ -</u>	<u>\$ -</u>	<u>\$ -</u>	<u>\$ 1,254,780</u>	<u>\$ 1,254,780</u>
Capital Projects	\$ -	\$ -	\$ -	\$ -	\$ -
Cost Allocations	\$ -	\$ -	\$ -	\$ -	\$ -
Debt Service	\$ -	\$ -	\$ -	\$ -	\$ -
Interfund Transfers	\$ -	\$ -	\$ -	\$ -	\$ -
Subtotal	<u>\$ -</u>	<u>\$ -</u>	<u>\$ -</u>	<u>\$ -</u>	<u>\$ -</u>
Division Total	<u><u>\$ -</u></u>	<u><u>\$ -</u></u>	<u><u>\$ -</u></u>	<u><u>\$ 1,254,780</u></u>	<u><u>\$ 1,254,780</u></u>

FUND SUMMARY

TOTAL SPECIAL GRANTS FUND (22)

MISSION:

Contributions or gifts of cash or other assets from another government agency to be used or expended for a specified purpose, activity or facility.

DESCRIPTION:

To account for and monitor all related revenues and expenditures for all special revenue grants and projects of the City of Norman.

PERSONNEL:

	FYE 22 ACTUAL	FYE 23 ORIGINAL	FYE 23 REVISED	FYE 24 PROPOSED	FYE 24 ADOPTED
Full-time Positions	0	0	0	0	0
Part-time Positions	0	0	0	0	0
Total Budgeted Positions	0	0	0	0	0

EXPENDITURES:

	FYE 22 ACTUAL	FYE 23 ORIGINAL	FYE 23 REVISED	FYE 24 PROPOSED	FYE 24 ADOPTED
Salaries & Benefits	\$ 54,140	\$ 43,334	\$ 167,338	\$ 55,561	\$ 55,561
Supplies & Materials	\$ 12,540	\$ 1,000	\$ 32,116	\$ -	\$ -
Services & Maintenance	\$ 217,267	\$ 18,500	\$ 2,009,794	\$ -	\$ -
Internal Services	\$ 1,016	\$ -	\$ 500	\$ 1,016	\$ 1,016
Capital Equipment	\$ 65,925	\$ -	\$ 8,617,191	\$ -	\$ -
Subtotal	\$ 350,888	\$ 62,834	\$ 10,826,939	\$ 56,577	\$ 56,577
Capital Projects	\$ 138,383	\$ -	\$ 14,910,692	\$ -	\$ -
Cost Allocation	\$ -	\$ -	\$ -	\$ -	\$ -
Debt Service	\$ -	\$ -	\$ -	\$ -	\$ -
Interfund Transfers	\$ 3,000,000	\$ -	\$ -	\$ -	\$ -
Audit Adjust/Encum	\$ 45,704	\$ -	\$ -	\$ -	\$ -
Subtotal	\$ 3,184,087	\$ -	\$ 14,910,692	\$ -	\$ -
Fund Total	\$ 3,534,975	\$ 62,834	\$ 25,737,631	\$ 56,577	\$ 56,577

FUND SUMMARY

TOTAL WESTWOOD PARK FUND (29)

MISSION:

Westwood Park is committed to providing accessible, attractive, enjoyable and safe park facilities and recreational activities for the citizens of Norman.

DESCRIPTION:

Westwood Park Fund is responsible for the management of the park system, recreational facilities and programs and the Westwood Park Complex.

Beginning in FYE 2010, the Westwood Park Fund was classified as a Special Revenue Fund instead of an Enterprise Fund due to a change in City course of action regarding Westwood Golf and Pool operations.

PERSONNEL:

	FYE 22 ACTUAL	FYE 23 ORIGINAL	FYE 23 REVISED	FYE 24 PROPOSED	FYE 24 ADOPTED
Full-time Positions	7	7	8	9	9
Part-time Positions	<u>2</u>	<u>2</u>	<u>2</u>	<u>1</u>	<u>1</u>
Total Budgeted Positions	<u>9</u>	<u>9</u>	<u>10</u>	<u>10</u>	<u>10</u>

EXPENDITURES:

	FYE 22 ACTUAL	FYE 23 ORIGINAL	FYE 23 REVISED	FYE 24 PROPOSED	FYE 24 ADOPTED
Salaries & Benefits	\$ 1,424,910	\$ 1,381,421	\$ 1,381,421	\$ 1,606,235	\$ 1,606,235
Supplies & Materials	\$ 381,360	\$ 371,437	\$ 520,345	\$ 612,892	\$ 612,892
Services & Maintenance	\$ 483,961	\$ 430,438	\$ 360,438	\$ 259,783	\$ 259,783
Internal Services	\$ 50,381	\$ 53,330	\$ 53,330	\$ 77,775	\$ 77,775
Capital Equipment	\$ 149,639	\$ 85,507	\$ 203,571	\$ 125,897	\$ 125,897
Subtotal	<u>\$ 2,490,251</u>	<u>\$ 2,322,133</u>	<u>\$ 2,519,105</u>	<u>\$ 2,682,582</u>	<u>\$ 2,682,582</u>
Capital Projects	\$ -	\$ -	\$ 100,000	\$ -	\$ -
Cost Allocation	\$ -	\$ -	\$ -	\$ -	\$ -
Debt Service	\$ 198,403	\$ -	\$ -	\$ -	\$ -
Interfund Transfers	\$ 12,052	\$ -	\$ -	\$ -	\$ -
Audit Adjust/Encum	\$ (369,402)	\$ -	\$ -	\$ -	\$ -
Subtotal	<u>\$ (158,947)</u>	<u>\$ -</u>	<u>\$ 100,000</u>	<u>\$ -</u>	<u>\$ -</u>
Division Total	<u>\$ 2,331,304</u>	<u>\$ 2,322,133</u>	<u>\$ 2,619,105</u>	<u>\$ 2,682,582</u>	<u>\$ 2,682,582</u>

DIVISION SUMMARY

29970332 WESTWOOD GOLF COURSE

MISSION:

The mission of the Westwood Golf Course Division is to promote the game of golf and provide the highest quality golf facility possible to the citizens of Norman.

DESCRIPTION:

Westwood Golf Course is an 18-hole course, which includes a driving range, two large practice greens, a fully stocked pro shop and restaurant. Lessons are available, as well as programs for active men, women, juniors and seniors. Several tournaments are hosted at Westwood throughout the year.

PERSONNEL:

	FYE 22 ACTUAL	FYE 23 ORIGINAL	FYE 23 REVISED	FYE 24 PROPOSED	FYE 24 ADOPTED
Full-time Positions	1	1	2	2	2
Part-time Positions	1	1	1	1	1
Total Budgeted Positions	<u>2</u>	<u>2</u>	<u>3</u>	<u>3</u>	<u>3</u>

EXPENDITURES:

	FYE 22 ACTUAL	FYE 23 ORIGINAL	FYE 23 REVISED	FYE 24 PROPOSED	FYE 24 ADOPTED
Salaries & Benefits	\$ 188,961	\$ 173,098	\$ 173,098	\$ 293,911	\$ 293,911
Supplies & Materials	\$ 33,513	\$ 6,135	\$ 166,135	\$ 161,892	\$ 161,892
Services & Maintenance	\$ 136,813	\$ 192,670	\$ 107,670	\$ 47,803	\$ 47,803
Internal Services	\$ 1,376	\$ 1,848	\$ 1,848	\$ 3,577	\$ 3,577
Capital Equipment	\$ 1,957	\$ -	\$ -	\$ -	\$ -
Subtotal	<u>\$ 362,620</u>	<u>\$ 373,751</u>	<u>\$ 448,751</u>	<u>\$ 507,183</u>	<u>\$ 507,183</u>
Capital Projects	\$ -	\$ -	\$ -	\$ -	\$ -
Cost Allocations	\$ -	\$ -	\$ -	\$ -	\$ -
Debt Service	\$ -	\$ -	\$ -	\$ -	\$ -
Interfund Transfers	\$ -	\$ -	\$ -	\$ -	\$ -
Subtotal	<u>\$ -</u>	<u>\$ -</u>	<u>\$ -</u>	<u>\$ -</u>	<u>\$ -</u>
Division Total	<u>\$ 362,620</u>	<u>\$ 373,751</u>	<u>\$ 448,751</u>	<u>\$ 507,183</u>	<u>\$ 507,183</u>

DIVISION SERVICE EFFORTS AND ACCOMPLISHMENTS

WESTWOOD GOLF COURSE

GOALS:

- To grow the game of golf and create future interest in Westwood as an amenity that can be utilized for individual or family recreation, social activity and as a conduit to conduct business for Norman citizens and citizens from across the state.
- To continue to improve the course and provide an excellent golf facility with outstanding customer service and satisfaction.
- To increase revenue by increasing regular rounds of golf played, memberships, association activity and tournament play.
- To create junior, women's and couples play.

OBJECTIVES:

- Continue to improve membership programs and promote the men's, women's and junior associations to increase customer loyalty and frequency of play by implementing current trend indicators in the golf industry (pricing, programs and procedures) that influence our geographic location.
- Keep membership, association members and all players informed by emailing notices and having greater website ability becoming more proactive to the informational needs of the golfing community.
- Promote the game of golf through our professional teaching staff that has knowledge of golfing technique, principals and equipment to provide the individual golfer's game.
- Support junior clinics and the Junior Golf Academy.
- Continue the First Tee junior golf program.
- Continue to promote couples and family play and tournaments.

PERFORMANCE MEASUREMENTS - RESULTS REPORT:

	FYE 21 ACTUAL	FYE 22 ACTUAL	FYE 23 PLAN	FYE 23 ESTIMATE	FYE 24 PROJECTED
PERFORMANCE INDICATORS:					
Annual rounds of golf*	35,553	38,257	34,689	36,836	37,204
Men's & Women's Associations	18	18	20	19	20
Outside tournaments	37	37	40	33	35
Junior Academy Participants	85	90	85	90	90
Regular annual membership	1	1	1	0	0
Regular annual memb w/range	1	1	2	1	1
Regular annual memb w/cart	23	18	25	20	20
Regular annual memb w/cart & w/range	21	33	23	34	36
Senior annual membership	5	5	6	5	5
Senior annual memb w/range	0	0	0	0	0
Senior annual memb w/cart	3	2	5	2	2
Senior annual memb w/cart & w/range	3	6	3	5	5
Junior annual membership	1	1	3	2	3
Junior summer membership	2	2	3	2	4
Range only membership	1	1	1	1	0
Additional family member	9	12	12	12	14
Annual trail fee membership	1	1	1	1	0

Notes to Results Report: *Number of rounds played is affected by weather, course conditions, price and number of other available golf courses in the area.

DIVISION SUMMARY

29970231 WESTWOOD GOLF MAINTENANCE

MISSION:

To provide a quality championship golfing facility which will be an asset to the Norman community, as well as an attraction for out of town visitors.

DESCRIPTION:

The Westwood Maintenance Division is responsible for maintaining the grounds and equipment at Westwood Park. The facility is a 137-acre complex, which includes an 18-hole championship golf course, 12 lighted tennis courts, a park with playground and pavilion, a 250-space parking lot and a swim complex. The golf course has approximately 65 acres of intensely maintained turf. There are five full time staff members and approximately 6,000 man-hours of temporary labor during the growing season.

PERSONNEL:

	FYE 22 ACTUAL	FYE 23 ORIGINAL	FYE 23 REVISED	FYE 24 PROPOSED	FYE 24 ADOPTED
Full-time Positions	5	5	5	6	6
Part-time Positions	1	1	1	0	0
Total Budgeted Positions	6	6	6	6	6

EXPENDITURES:

	FYE 22 ACTUAL	FYE 23 ORIGINAL	FYE 23 REVISED	FYE 24 PROPOSED	FYE 24 ADOPTED
Salaries & Benefits	\$ 554,523	\$ 606,391	\$ 606,391	\$ 651,731	\$ 651,731
Supplies & Materials	\$ 96,226	\$ 135,727	\$ 135,727	\$ 116,075	\$ 116,075
Services & Maintenance	\$ 199,376	\$ 117,908	\$ 117,908	\$ 61,970	\$ 61,970
Internal Services	\$ 24,438	\$ 26,760	\$ 26,760	\$ 40,173	\$ 40,173
Capital Equipment	\$ 41,380	\$ 85,507	\$ 199,671	\$ 75,897	\$ 75,897
Subtotal	<u>\$ 915,943</u>	<u>\$ 972,293</u>	<u>\$ 1,086,457</u>	<u>\$ 945,846</u>	<u>\$ 945,846</u>
Capital Projects	\$ -	\$ -	\$ -	\$ -	\$ -
Cost Allocation	\$ -	\$ -	\$ -	\$ -	\$ -
Debt Service	\$ -	\$ -	\$ -	\$ -	\$ -
Interfund Transfers	\$ -	\$ -	\$ -	\$ -	\$ -
Subtotal	<u>\$ -</u>	<u>\$ -</u>	<u>\$ -</u>	<u>\$ -</u>	<u>\$ -</u>
Division Total	<u><u>\$ 915,943</u></u>	<u><u>\$ 972,293</u></u>	<u><u>\$ 1,086,457</u></u>	<u><u>\$ 945,846</u></u>	<u><u>\$ 945,846</u></u>

DIVISION SERVICE EFFORTS AND ACCOMPLISHMENTS

WESTWOOD GOLF MAINTENANCE

GOALS:

- To maintain a high level of customer satisfaction with the golf course operations.
 - To maintain a golf cart fleet that is comfortable, easy to operate, safe and trouble free for the customer.
 - To maintain putting greens and other turf areas that are consistent, have a good pace and allow for healthy vigorous turf.
 - To provide a safe working environment for Westwood staff.
 - To collect customer satisfaction data by customer surveys.
-

OBJECTIVES:

- Provide a program for customer comments.
 - Produce vigorous turf using good cultural practices, as well as an integrated pest management system.
 - Conduct regular safety meetings and training sessions.
 - Initiate renovation projects.
 - Monitor and improve quality of turf on the golf course.
 - Achieve 95% customer satisfaction level.
-

PERFORMANCE MEASUREMENTS - RESULTS REPORT:

	FYE 21 ACTUAL	FYE 22 ACTUAL	FYE 23 PLAN	FYE 24 ESTIMATE	FYE 24 PROJECTED
PERFORMANCE INDICATORS:					
golf car availability	80%	85%	100%	99.9%	100%
turf quality	8.3	8.4	8.7	8.5	8.5
customer satisfaction	**	**	4.5	5	5
satisfaction survey participation	**	**	0.10%	0.10%	0.20%

**COVID-19 related issues affected numbers due to social distancing and closures

DIVISION SUMMARY

29970133 WESTWOOD POOL

MISSION:

The Westwood Family Aquatic Center is dedicated to providing quality service in a safe and healthy environment for the general public; this is accomplished through manager and lifeguard teamwork, training, responsiveness, and professionalism.

DESCRIPTION:

The Westwood Family Aquatic Center provides a 50 meter lap pool and diving area with a family slide, lazy river, zero depth entry family pool with toddler play features and a wet deck with dumping buckets and spray features similar to a splash pad during the summer months for use by the general public.

PERSONNEL:

	FYE 22 ACTUAL	FYE 23 ORIGINAL	FYE 23 REVISED	FYE 24 PROPOSED	FYE 24 ADOPTED
Full-time Positions	0	0	0	0	0
Part-time Positions	0	0	0	0	0
Total Budgeted Positions	<u>0</u>	<u>0</u>	<u>0</u>	<u>0</u>	<u>0</u>

EXPENDITURES:

	FYE 22 ACTUAL	FYE 23 ORIGINAL	FYE 23 REVISED	FYE 24 PROPOSED	FYE 24 ADOPTED
Salaries & Benefits	\$ 550,415	\$ 484,428	\$ 484,428	\$ 538,250	\$ 538,250
Supplies & Materials	\$ 92,664	\$ 93,900	\$ 78,900	\$ 136,650	\$ 136,650
Services & Maintenance	\$ 119,739	\$ 86,010	\$ 101,010	\$ 125,310	\$ 125,310
Internal Services	\$ 24,121	\$ 24,136	\$ 24,136	\$ 32,953	\$ 32,953
Capital Equipment	\$ -	\$ -	\$ -	\$ 50,000	\$ 50,000
Subtotal	<u>\$ 786,939</u>	<u>\$ 688,474</u>	<u>\$ 688,474</u>	<u>\$ 883,163</u>	<u>\$ 883,163</u>
Capital Projects	\$ -	\$ -	\$ -	\$ -	\$ -
Cost Allocations	\$ -	\$ -	\$ -	\$ -	\$ -
Debt Service	\$ -	\$ -	\$ -	\$ -	\$ -
Interfund Transfers	\$ -	\$ -	\$ -	\$ -	\$ -
Subtotal	<u>\$ -</u>	<u>\$ -</u>	<u>\$ -</u>	<u>\$ -</u>	<u>\$ -</u>
Division Total	<u>\$ 786,939</u>	<u>\$ 688,474</u>	<u>\$ 688,474</u>	<u>\$ 883,163</u>	<u>\$ 883,163</u>

**DIVISION SERVICE EFFORTS
AND ACCOMPLISHMENTS**
WESTWOOD POOL

GOALS:

- Provide a safe and healthy swim complex for the citizens of Norman and the surrounding communities.
 - Manage the swim complex on a self-supporting basis.
 - Increase the number of youth swim lesson participants each year.
-

OBJECTIVES:

- Provide highly qualified staff to monitor use of the complex.
 - Provide quality swim lessons to the general public.
 - Increase attendance through advertising and positive experiences.
-

PERFORMANCE MEASUREMENTS - RESULTS REPORT:

	FYE 21 ACTUAL	FYE 22 ACTUAL	FYE 23 PLAN	FYE 23 ESTIMATE	FYE 24 PROJECTED
PERFORMANCE INDICATORS:					
Revenue in excess of operating cost	2,860	105,000	1,700	1,700	8,500
Number of season passes sold	2,081	6,000	6,300	6,300	7,000
Number of swim lessons sold	424	860	1,000	1,000	1,200
Total season attendance	120,044	130,000	120,000	120,000	125,000

DIVISION SUMMARY

29770035 WESTWOOD CONCESSIONS

MISSION:

The Westwood Golf Grill and Aquatic Center Concession is dedicated to providing quality food, drink, snacks, and service in a safe and clean atmosphere for its customers; this is accomplished through the managers and servers teamwork by receiving training, prompt responsiveness, and professionalism.

DESCRIPTION:

The Westwood Golf Grill and Aquatic Center Concession provide food, snacks, and drinks to customers at the Westwood Golf Course and the Westwood Family Aquatic Center.

PERSONNEL:

	FYE 22 ACTUAL	FYE 23 ORIGINAL	FYE 23 REVISED	FYE 24 PROPOSED	FYE 24 ADOPTED
Full-time Positions	1	1	1	1	1
Part-time Positions	0	0	0	0	0
Total Budgeted Positions	<u>1</u>	<u>1</u>	<u>1</u>	<u>1</u>	<u>1</u>

EXPENDITURES:

	FYE 22 ACTUAL	FYE 23 ORIGINAL	FYE 23 REVISED	FYE 24 PROPOSED	FYE 24 ADOPTED
Salaries & Benefits	\$ 131,011	\$ 117,504	\$ 117,504	\$ 122,343	\$ 122,343
Supplies & Materials	\$ 158,736	\$ 135,675	\$ 139,583	\$ 198,275	\$ 198,275
Services & Maintenance	\$ 21,216	\$ 33,850	\$ 33,850	\$ 24,700	\$ 24,700
Internal Services	\$ 446	\$ 586	\$ 586	\$ 1,072	\$ 1,072
Capital Equipment	\$ -	\$ -	\$ 3,900	\$ -	\$ -
Subtotal	<u>\$ 311,409</u>	<u>\$ 287,615</u>	<u>\$ 295,423</u>	<u>\$ 346,390</u>	<u>\$ 346,390</u>
Capital Projects	\$ -	\$ -	\$ -	\$ -	\$ -
Cost Allocations	\$ -	\$ -	\$ -	\$ -	\$ -
Debt Service	\$ -	\$ -	\$ -	\$ -	\$ -
Interfund Transfers	\$ -	\$ -	\$ -	\$ -	\$ -
Subtotal	<u>\$ -</u>	<u>\$ -</u>	<u>\$ -</u>	<u>\$ -</u>	<u>\$ -</u>
Division Total	<u><u>\$ 311,409</u></u>	<u><u>\$ 287,615</u></u>	<u><u>\$ 295,423</u></u>	<u><u>\$ 346,390</u></u>	<u><u>\$ 346,390</u></u>

**DIVISION SERVICE EFFORTS
AND ACCOMPLISHMENTS**
WESTWOOD CONCESSIONS

GOALS:

- Provide food, drink, and snacks at an affordable cost for the citizens of Norman that visit the Westwood Family Aquatic Center and the Westwood Golf Course.
-

OBJECTIVES:

- Provide support and supplemental revenue to the aquatic center and golf course through providing food and drink service for activities at Westwood Park.
-

PERFORMANCE MEASUREMENTS - RESULTS REPORT:

	FYE 21 ACTUAL	FYE 22 ACTUAL	FYE 23 PLAN	FYE 23 ESTIMATE	FYE 24 PROJECTED
PERFORMANCE INDICATORS:					
Projected Profit	\$27,369	\$87,089	\$30,000	\$30,000	\$40,391
Pool Concession Revenue	\$123,105	\$204,631	\$11,000	\$125,000	\$205,000
Golf Restaurant Revenue	\$102,668	\$128,195	\$11,000	\$104,000	\$130,000
Alcohol Sales	\$46,170	\$56,439	\$47,500	\$48,000	\$60,000

DIVISION SUMMARY

29930149 - WESTWOOD / DEBT SERVICE

MISSION:

To account for and monitor all the resources for and the payments of general long-term debt principal and interest.

DESCRIPTION:

An account established to record accumulation of resources for and the payment of general long-term debt principal and interest of the Westwood Fund.

PERSONNEL:

	FYE 22 ACTUAL	FYE 23 ORIGINAL	FYE 23 REVISED	FYE 24 PROPOSED	FYE 24 ADOPTED
Full-time Positions	0	0	0	0	0
Part-time Positions	<u>0</u>	<u>0</u>	<u>0</u>	<u>0</u>	<u>0</u>
Total Budgeted Positions	<u>0</u>	<u>0</u>	<u>0</u>	<u>0</u>	<u>0</u>

EXPENDITURES:

	FYE 22 ACTUAL	FYE 23 ORIGINAL	FYE 23 REVISED	FYE 24 PROPOSED	FYE 24 ADOPTED
Salaries & Benefits	\$ -	\$ -	\$ -	\$ -	\$ -
Supplies & Materials	\$ -	\$ -	\$ -	\$ -	\$ -
Services & Maintenance	\$ -	\$ -	\$ -	\$ -	\$ -
Internal Services	\$ -	\$ -	\$ -	\$ -	\$ -
Capital Equipment	\$ -	\$ -	\$ -	\$ -	\$ -
Subtotal	<u>\$ -</u>	<u>\$ -</u>	<u>\$ -</u>	<u>\$ -</u>	<u>\$ -</u>
Capital Projects	\$ -	\$ -	\$ -	\$ -	\$ -
Cost Allocation	\$ -	\$ -	\$ -	\$ -	\$ -
Debt Service	\$ 198,403	\$ -	\$ -	\$ -	\$ -
Interfund Transfers	\$ -	\$ -	\$ -	\$ -	\$ -
Subtotal	<u>\$ 198,403</u>	<u>\$ -</u>	<u>\$ -</u>	<u>\$ -</u>	<u>\$ -</u>
Division Total	<u>\$ 198,403</u>	<u>\$ -</u>	<u>\$ -</u>	<u>\$ -</u>	<u>\$ -</u>



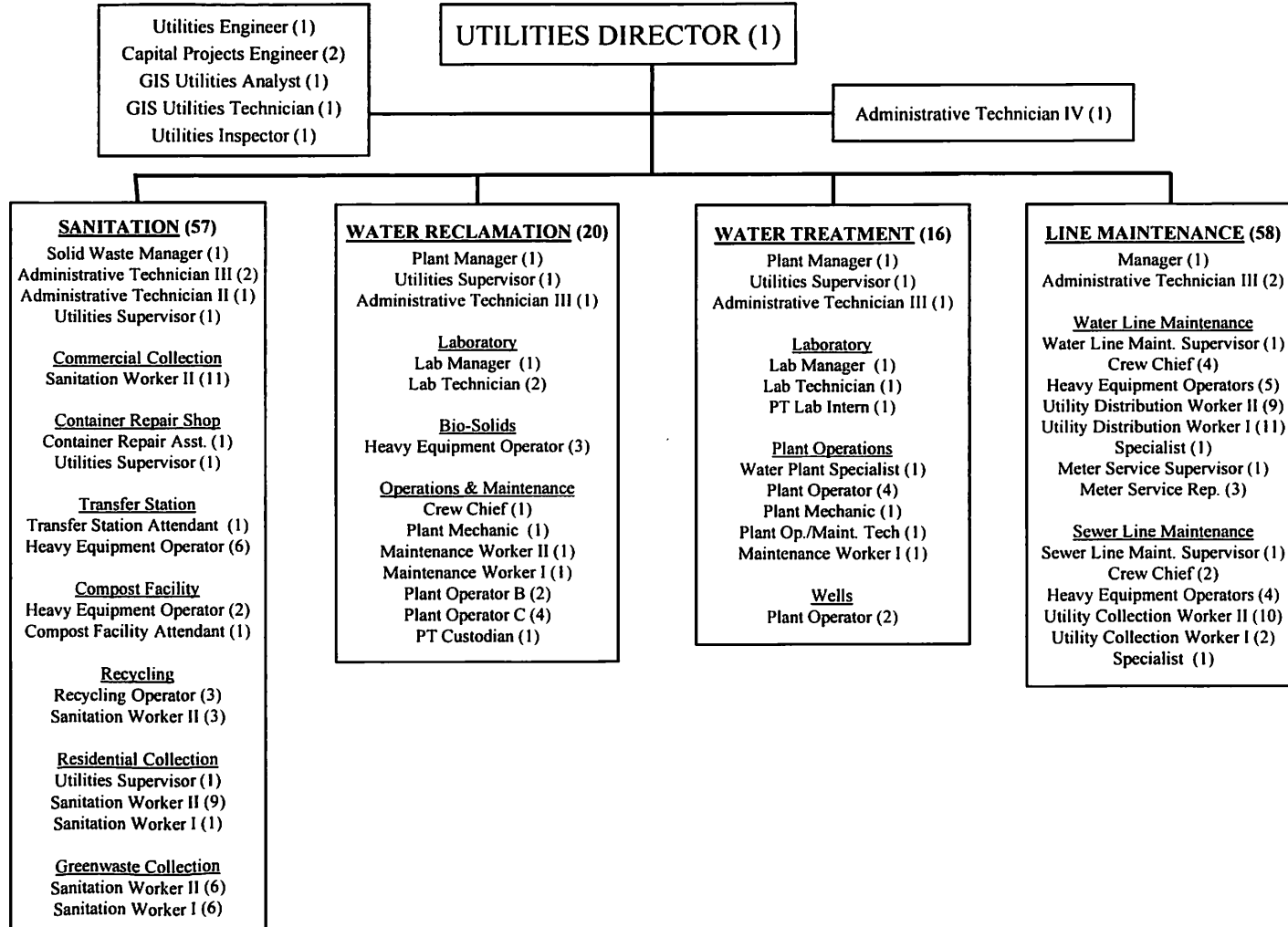
ENTERPRISE FUNDS

ENTERPRISE FUNDS

The Enterprise Funds account for operations that are financed and operated in a manner similar to private business enterprises - where the intent of the City is that the costs (expenses, including depreciation) of providing goods or services to the general public on a continuing basis be financed or recovered primarily through user charges, or where the City Council has decided that periodic determination of revenues earned, expenses incurred, and/or net income is appropriate for capital maintenance, public policy, management control, accountability or other purposes.

UTILITIES DEPARTMENT

159 EMPLOYEES



DEPARTMENT SUMMARY

TOTAL UTILITIES DEPARTMENT

MISSION:

Providing environmentally sound and efficient utility services to our customers in a professional, safe manner at sustainable rates.

DESCRIPTION:

To manage, account for and administer the water system, water reclamation system, and sanitation services for the City of Norman. The department spans five separate Funds: the Water Fund, the Water Reclamation Fund, the Sewer Maintenance Fund, the New Development Excise Fund, and the Sanitation Fund.

PERSONNEL:

	FYE 22 ACTUAL	FYE 23 ORIGINAL	FYE 23 REVISED	FYE 24 PROPOSED	FYE 24 ADOPTED
Full-time Positions	149	157	157	157	157
Part-time Positions	3	3	3	2	2
Total Budgeted Positions	<u>152</u>	<u>160</u>	<u>160</u>	<u>159</u>	<u>159</u>

EXPENDITURES:

	FYE 22 ACTUAL	FYE 23 ORIGINAL	FYE 23 REVISED	FYE 24 PROPOSED	FYE 24 ADOPTED
Salaries & Benefits	\$ 13,041,950	\$ 13,447,009	\$ 13,453,009	\$ 14,002,379	\$ 14,002,379
Supplies & Materials	\$ 4,855,783	\$ 5,466,199	\$ 5,524,438	\$ 5,549,887	\$ 5,549,887
Services & Maintenance	\$ 7,656,730	\$ 9,080,720	\$ 9,140,922	\$ 9,852,229	\$ 9,902,229
Internal Services	\$ 1,165,964	\$ 1,401,567	\$ 1,401,717	\$ 1,895,028	\$ 1,895,028
Capital Equipment	\$ 3,890,040	\$ 4,008,403	\$ 5,584,336	\$ 3,899,388	\$ 3,899,388
Subtotal	<u>\$ 30,610,467</u>	<u>\$ 33,403,898</u>	<u>\$ 35,104,422</u>	<u>\$ 35,198,911</u>	<u>\$ 35,248,911</u>
Capital Projects	\$ 15,865,134	\$ 11,797,425	\$ 80,779,663	\$ 15,087,000	\$ 15,087,000
Cost Allocation	\$ 5,702,394	\$ 5,477,831	\$ 5,477,830	\$ 6,311,838	\$ 6,510,590
Debt Service	\$ 9,541,216	\$ 9,634,890	\$ 9,634,890	\$ 9,772,020	\$ 9,772,020
Interfund Transfers	\$ 2,319,413	\$ 1,715,069	\$ 1,715,069	\$ 1,741,770	\$ 1,741,770
Audit Adjust/Encumbrances	\$ (3,610,734)	\$ -	\$ -	\$ -	\$ -
Subtotal	<u>\$ 29,817,423</u>	<u>\$ 28,625,215</u>	<u>\$ 97,607,452</u>	<u>\$ 32,912,628</u>	<u>\$ 33,111,380</u>
Department Total	<u>\$ 60,427,890</u>	<u>\$ 62,029,113</u>	<u>\$ 132,711,874</u>	<u>\$ 68,111,539</u>	<u>\$ 68,360,291</u>

* Council amendments to the proposed budget can be found on the Division Summary pages and by fund in the Financial Summaries section of the Budget document.

DEPARTMENT SERVICE EFFORTS AND ACCOMPLISHMENTS

UTILITIES DEPARTMENT

GOALS:

- Protect the environment and provide a cleaner, greener Norman for our customers.
 - Improve services and minimize costs for our water, water reclamation and sanitation customers through long-term planning, proper maintenance of our systems, proper contract and compliance management, by increasing employee knowledge through training and implementing new technologies where practical and cost effective.
 - Increase knowledge of the general public regarding the capabilities of our utility systems and our need to maintain compliance with existing and proposed regulatory requirements.
 - Provide a safe workplace for our staff, our contractors, and the general public by minimizing safety related accidents and associated costs.
-

OBJECTIVES:

- Protect the Environment:
 1. Provide safe reliable potable water that meets and exceeds all State and Federal regulations at a reasonable cost for our customers.
 2. Implement best available, cost efficient, treatment technologies to minimize pollutant discharges in our effluent.
 3. Eliminate sewer overflows during rainfall and construction.
 4. Provide safe and environmentally approved collection and disposal of municipal solid waste for all Norman residents.
 5. Implement construction related Best Management Practices to protect stormwaters.
 - Improve Utility Services and Minimize Costs:
 1. Consider adopted land use plan during planning phase for future projects.
 2. Expand Water Reclamation Facility (WRF) capacity in advance of development in order to maintain the quality of effluent discharged and avoid any WRF bypass of wastewater.
 3. Utilize and maintain water and water reclamation models to determine proper sizing of water distribution and wastewater collection systems to keep pace with development.
 4. Explore alternative funding opportunities (grant funding) to minimize user fees for our customers.
 5. Repair or replace deteriorated sanitary sewer lines and perform before and after flow monitoring to document reduction of infiltration and inflow into the collection system.
 6. Maintain compliance with existing and proposed rules and regulations, and grant conditions where applicable.
 7. Provide timely review of development plans and specifications, and coordinate collection of payback fees and excise tax fees with the Planning Department.
 8. Review City of Norman water, water reclamation and solid waste regulations and, if required, coordinate annual updates with the Public Works Department.
 - Increase Knowledge of the General Public:
 1. Inform the public regarding the need for utility improvements prior to and during implementation.
 2. Educate our customers regarding available technologies and the advantages of implementation.
 3. Expand the discussion of treated effluent reuse for irrigation, process water and educate the public regarding the advantages of indirect reuse as a water supply.
 4. Inform the public regarding changes to regulations and the impact on the cost of our services.
 5. Increase knowledge of employees so they can advance into higher positions.
 - Provide a safe workplace:
 1. Minimize Capital Improvement Projects (CIP) construction related accidents or injuries.
 2. Maximize OSHA compliance by CIP contractors and City staff.
 3. Ensure submission of and compliance with Traffic Control Plans.
 4. Reduce citizen complaints during construction.
-

PERFORMANCE MEASUREMENTS - RESULTS REPORT:

	FYE 21 ACTUAL	FYE 22 ACTUAL	FYE 23 PLAN	FYE 23 ESTIMATE	FYE 24 PROJECTED
PERFORMANCE INDICATORS:					
For Construction Projects:					
Project completed within contract time, 90% of the time.	100%	100%	90%	100%	90%
Final project costs to be less than 110% of the original contract amount, 90% of the time	100%	100%	90%	100%	90%
Utility plans for new development to be reviewed and returned within 10 work days of receipt from Public Works Department, 90% of the time.	99%	98%	90%	100%	90%
Private water will permits to be reviewed and returned within 10 workdays of receipt from Planning Department, 90% of the time.	100%	100%	90%	100%	90%
Complete calculation of Excise Tax and Payback Fees within 5 work days of receipt.	95%	100%	90%	100%	95%
Reduce outside design consultant use by completing 3 projects in-house. Completeness measured by readiness to bid project.	3	2	3	3	3

Notes to Results Report:

OSHA – Occupational Safety & Health Administration
 CIP – Capital Improvement Projects

FUND SUMMARY

TOTAL SANITATION FUND (33)

MISSION:

The mission of the Sanitation Division is to ensure quality sanitation services to the citizens and businesses in the City of Norman. The Sanitation Division is committed to keeping the City of Norman clean and environmentally safe for the citizens of Norman.

DESCRIPTION:

The Sanitation Division's primary responsibility is to collect all municipal solid waste and to dispose of or recycle in compliance with Federal and State regulations.

PERSONNEL:

	FYE 22 ACTUAL	FYE 23 ORIGINAL	FYE 23 REVISED	FYE 24 PROPOSED	FYE 24 ADOPTED
Full-time Positions	55	54	54	57	57
Part-time Positions	0	0	0	0	0
Total Budgeted Positions	<u>55</u>	<u>54</u>	<u>54</u>	<u>57</u>	<u>57</u>

EXPENDITURES:

	FYE 22 ACTUAL	FYE 23 ORIGINAL	FYE 23 REVISED	FYE 24 PROPOSED	FYE 24 ADOPTED
Salaries & Benefits	\$ 5,069,253	\$ 4,576,629	\$ 4,576,629	\$ 4,993,698	\$ 4,993,698
Supplies & Materials	\$ 1,283,933	\$ 1,532,596	\$ 1,532,596	\$ 1,449,065	\$ 1,449,065
Services & Maintenance	\$ 4,011,236	\$ 4,239,502	\$ 4,239,502	\$ 4,922,470	\$ 4,922,470
Internal Services	\$ 749,630	\$ 902,831	\$ 902,831	\$ 1,191,946	\$ 1,191,946
Capital Equipment	\$ 3,198,227	\$ 3,500,038	\$ 5,060,038	\$ 3,479,713	\$ 3,479,713
Subtotal	<u>\$ 14,312,279</u>	<u>\$ 14,751,596</u>	<u>\$ 16,311,596</u>	<u>\$ 16,036,892</u>	<u>\$ 16,036,892</u>
Capital Projects	\$ 2,118,267	\$ 1,193,000	\$ 4,765,512	\$ 850,000	\$ 850,000
Cost Allocations	\$ 1,537,532	\$ 1,760,175	\$ 1,760,174	\$ 2,116,952	\$ 2,116,952
Debt Service	\$ -	\$ -	\$ -	\$ -	\$ -
Interfund Transfers	\$ 540,000	\$ -	\$ -	\$ -	\$ -
Audit Adjust/Encumbrances	\$ (772,118)	\$ -	\$ -	\$ -	\$ -
Subtotal	<u>\$ 3,423,681</u>	<u>\$ 2,953,175</u>	<u>\$ 6,525,686</u>	<u>\$ 2,966,952</u>	<u>\$ 2,966,952</u>
Fund Total	<u><u>\$ 17,735,960</u></u>	<u><u>\$ 17,704,771</u></u>	<u><u>\$ 22,837,282</u></u>	<u><u>\$ 19,003,844</u></u>	<u><u>\$ 19,003,844</u></u>

DIVISION SUMMARY

33955160 SANITATION / ADMINISTRATION

MISSION:

The Sanitation Administration's mission is to make safety our first priority; provide a high level of service with high levels of efficiency; provide employees with a sense of ownership; encourage our employees' dedication of service to the community; be good custodians of the community assets; be good custodians of the community environment; and provide long term, low cost Solid Waste management.

DESCRIPTION:

Monitor all expenditures of the Sanitation Division. Oversight of all collection service, recycling and disposal of municipal solid waste generated by the City of Norman. Maintain compliance with all local, state and federal regulations. Invest in long term infrastructure.

PERSONNEL:

	FYE 22 ACTUAL	FYE 23 ORIGINAL	FYE 23 REVISED	FYE 24 PROPOSED	FYE 24 ADOPTED
Full-time Positions	4	4	4	4	4
Part-time Positions	0	0	0	0	0
Total Budgeted Positions	<u>4</u>	<u>4</u>	<u>4</u>	<u>4</u>	<u>4</u>

EXPENDITURES:

	FYE 22 ACTUAL	FYE 23 ORIGINAL	FYE 23 REVISED	FYE 24 PROPOSED	FYE 24 ADOPTED
Salaries & Benefits	\$ 389,893	\$ 383,737	\$ 383,737	\$ 424,595	\$ 424,595
Supplies & Materials	\$ 7,059	\$ 21,570	\$ 21,570	\$ 26,570	\$ 26,570
Services & Maintenance	\$ 67,254	\$ 80,940	\$ 80,940	\$ 87,038	\$ 87,038
Internal Services	\$ 20,710	\$ 23,747	\$ 23,747	\$ 23,266	\$ 23,266
Capital Equipment	\$ 5,213	\$ -	\$ -	\$ -	\$ -
Subtotal	<u>\$ 490,129</u>	<u>\$ 509,994</u>	<u>\$ 509,994</u>	<u>\$ 561,469</u>	<u>\$ 561,469</u>
Capital Projects	\$ -	\$ -	\$ -	\$ -	\$ -
Cost Allocation	\$ 66,030	\$ 70,852	\$ 70,852	\$ 76,368	\$ 76,368
Debt Service	\$ -	\$ -	\$ -	\$ -	\$ -
Interfund Transfers	\$ 540,000	\$ -	\$ -	\$ -	\$ -
Subtotal	<u>\$ 606,030</u>	<u>\$ 70,852</u>	<u>\$ 70,852</u>	<u>\$ 76,368</u>	<u>\$ 76,368</u>
Division Total	<u><u>\$ 1,096,159</u></u>	<u><u>\$ 580,846</u></u>	<u><u>\$ 580,846</u></u>	<u><u>\$ 637,837</u></u>	<u><u>\$ 637,837</u></u>

DIVISION SERVICE EFFORTS AND ACCOMPLISHMENTS

SANITATION / ADMINISTRATION

GOALS:

- Compliance with all federal, state, and local regulations, in both environmental and transportation.
 - Protect the citizen's assets by proper care and proper spending.
 - Provide a high level of service at a high level of efficiency.
 - Continue to divert as tonnage from landfill use as per the expectation of the citizens of Norman.
 - Supervise in a dignified manner that lends a sense of ownership to the employees.
 - Define performance expectation to all employees.
-

OBJECTIVES:

- Provide employees with adequate resources for safe efficient operation.
 - Emphasize safety as the first priority in every endeavor.
-

PERFORMANCE MEASUREMENTS - RESULTS REPORT:

	FYE 21 ACTUAL	FYE 22 ACTUAL	FYE 23 PLAN	FYE 24 ESTIMATE	FYE 24 PROJECTED
PERFORMANCE INDICATORS:					
Total Sanitation accounts (residential and commercial)	42,763	45,790	47,532	46,352	47,532
Total tons MSW collected (residential, recycle, commercial, and private businesses)	108,224	117,700	122,000	120,000	126,000
Total annual disposal	\$2,212,852	\$2,487,424	\$2,588,934	\$2,588,934	\$2,700,000
Total vehicle accidents	8	7	3	3	0

Notes to Results Report:
MSW – Municipal Solid Waste

DIVISION SUMMARY

33955162 SANITATION / COMMERCIAL COLLECTION

MISSION:

To maximize efficiencies while providing a high level of service to all City of Norman commercial customers. To provide a safe and enjoyable work environment for all employees. To be good stewards of the rate payer's money by incorporating cost efficient methods and equipment. To provide a measurable statistic for down time by category, so that the Sanitation Division can make long term sustainable improvements.

DESCRIPTION:

The Sanitation Division manages all commercial sanitation customers. The Sanitation Division provides routine service, billing and customer service to all City of Norman businesses in need of commercial trash service. The Sanitation Division provides daily collection and disposal of dumpster and roll off containers. The Sanitation Division manage the commercial sanitation fund.

PERSONNEL:

	FYE 22 ACTUAL	FYE 23 ORIGINAL	FYE 23 REVISED	FYE 24 PROPOSED	FYE 24 ADOPTED
Full-time Positions	13	13	13	13	13
Part-time Positions	<u>0</u>	<u>0</u>	<u>0</u>	<u>0</u>	<u>0</u>
Total Budgeted Positions	<u>13</u>	<u>13</u>	<u>13</u>	<u>13</u>	<u>13</u>

EXPENDITURES:

	FYE 22 ACTUAL	FYE 23 ORIGINAL	FYE 23 REVISED	FYE 24 PROPOSED	FYE 24 ADOPTED
Salaries & Benefits	\$ 1,163,269	\$ 997,126	\$ 997,126	\$ 1,082,802	\$ 1,082,802
Supplies & Materials	\$ 298,998	\$ 323,398	\$ 323,398	\$ 345,485	\$ 345,485
Services & Maintenance	\$ 21,022	\$ 13,042	\$ 13,042	\$ 58,417	\$ 58,417
Internal Services	\$ 156,057	\$ 210,581	\$ 210,581	\$ 264,703	\$ 264,703
Capital Equipment	<u>\$ 118,906</u>	<u>\$ 1,420,001</u>	<u>\$ 1,420,001</u>	<u>\$ 1,032,700</u>	<u>\$ 1,032,700</u>
Subtotal	<u>\$ 1,758,252</u>	<u>\$ 2,964,148</u>	<u>\$ 2,964,148</u>	<u>\$ 2,784,107</u>	<u>\$ 2,784,107</u>
Capital Projects	\$ -	\$ -	\$ -	\$ -	\$ -
Cost Allocation	\$ 263,823	\$ 283,097	\$ 283,097	\$ 305,134	\$ 305,134
Debt Service	\$ -	\$ -	\$ -	\$ -	\$ -
Interfund Transfers	<u>\$ -</u>	<u>\$ -</u>	<u>\$ -</u>	<u>\$ -</u>	<u>\$ -</u>
Subtotal	<u>\$ 263,823</u>	<u>\$ 283,097</u>	<u>\$ 283,097</u>	<u>\$ 305,134</u>	<u>\$ 305,134</u>
Division Total	<u>\$ 2,022,075</u>	<u>\$ 3,247,245</u>	<u>\$ 3,247,245</u>	<u>\$ 3,089,241</u>	<u>\$ 3,089,241</u>

**DIVISION SERVICE EFFORTS
AND ACCOMPLISHMENTS**
SANITATION / COMMERCIAL COLLECTION

GOALS:

To provide a safe, effective, and efficient collection system for Commercial Solid Waste by dividing the increasing customer base into manageable routes in order to provide timely customer service and maintain and improve the appearance of the city.

OBJECTIVES:

Provide a high level of customer service, education on spring and fall clean-up events, vehicle accident and personal injury prevention training, continued monitoring of our customer base so as to provide effective and efficient commercial solid waste.

PERFORMANCE MEASUREMENTS - RESULTS REPORT:

	FYE 21 ACTUAL	FYE 22 ACTUAL	FYE 23 PLAN	FYE 23 ESTIMATE	FYE 24 PROJECTED
PERFORMANCE INDICATORS:					
Number of commercial accounts	2,652	2,790	2,604	2,604	2,753
Annual tons collected	44,803	47,326	47,941	48,564	49,195
Annual disposal cost	\$940,863	\$1,016,090	\$1,029,293	\$1,042,691	\$1,056,217
Chargeable vehicle accidents	4	5	0	2	2
Percent of hours lost to OJIs	2%	2%	1%	1.50%	1.75%

Notes to Results Report:

OJI-on the job injuries

DIVISION SUMMARY

33955165 SANITATION / COMPOST OPERATIONS

MISSION:

Provide quality compost in volumes that are sustainable as close to year round as possible. Operate in a safe manner with no lost time due to accidents. Provide courteous service. Offset as much landfill volume as our space will allow. Build infrastructure for long term cost stability.

DESCRIPTION:

Composting of yard waste from residential and commercial properties in the City of Norman. Divert from the landfill as many tons as our space will allow.

PERSONNEL:

	FYE 22 ACTUAL	FYE 23 ORIGINAL	FYE 23 REVISED	FYE 24 PROPOSED	FYE 24 ADOPTED
Full-time Positions	3	3	3	3	3
Part-time Positions	<u>0</u>	<u>0</u>	<u>0</u>	<u>0</u>	<u>0</u>
Total Budgeted Positions	<u>3</u>	<u>3</u>	<u>3</u>	<u>3</u>	<u>3</u>

EXPENDITURES:

	FYE 22 ACTUAL	FYE 23 ORIGINAL	FYE 23 REVISED	FYE 24 PROPOSED	FYE 24 ADOPTED
Salaries & Benefits	\$ 311,530	\$ 266,457	\$ 266,457	\$ 295,097	\$ 295,097
Supplies & Materials	\$ 68,466	\$ 143,579	\$ 143,579	\$ 77,123	\$ 77,123
Services & Maintenance	\$ 33,217	\$ 13,161	\$ 13,161	\$ 10,977	\$ 10,977
Internal Services	\$ 49,509	\$ 73,640	\$ 73,640	\$ 48,874	\$ 48,874
Capital Equipment	<u>\$ 820,201</u>	<u>\$ 355,200</u>	<u>\$ 355,200</u>	<u>\$ -</u>	<u>\$ -</u>
Subtotal	<u>\$ 1,282,923</u>	<u>\$ 852,037</u>	<u>\$ 852,037</u>	<u>\$ 432,071</u>	<u>\$ 432,071</u>
Capital Projects	\$ -	\$ -	\$ -	\$ -	\$ -
Cost Allocation	\$ 152,388	\$ 357,304	\$ 357,304	\$ 514,882	\$ 514,882
Debt Service	\$ -	\$ -	\$ -	\$ -	\$ -
Interfund Transfers	<u>\$ -</u>	<u>\$ -</u>	<u>\$ -</u>	<u>\$ -</u>	<u>\$ -</u>
Subtotal	<u>\$ 152,388</u>	<u>\$ 357,304</u>	<u>\$ 357,304</u>	<u>\$ 514,882</u>	<u>\$ 514,882</u>
Division Total	<u>\$ 1,435,311</u>	<u>\$ 1,209,341</u>	<u>\$ 1,209,341</u>	<u>\$ 946,953</u>	<u>\$ 946,953</u>

**DIVISION SERVICE EFFORTS
AND ACCOMPLISHMENTS**
SANITATION / COMPOST OPERATIONS

GOALS:

- Recycle yard waste into compost that meets or exceeds commercial quality standards within 120 days of receipt.
 - Provide full access to clients that desire to obtain compost or dispose of yard waste at the compost facility.
 - Protect the environment by ongoing efforts to promote the compost program.
 - Provide for the safety of the employees and public.
 - Sell loading services for mulch at \$2.00 per yard.
-

OBJECTIVES:

- Encourage citizens to recycle yard waste and divert yard waste from the landfill.
 - Provide a safe working environment for all employees by providing proper safety equipment and training.
 - Improve the quality of the compost by reducing dust, odor, and the speed of maturing process.
 - Score 100% on all ODEQ inspections.
-

PERFORMANCE MEASUREMENTS - RESULTS REPORT:

	FYE 21 ACTUAL	FYE 22 ACTUAL	FYE 23 PLAN	FYE 23 ESTIMATE	FYE 24 PROJECTED
PERFORMANCE INDICATORS:					
Volume of Yard waste received (tons)	88,513	38,136	29,000	25,000	30,000
vs.					
Compost/mulch generated (tons)	22,569	27,818	15,000	18,000	18,000
Savings from landfill (cost avoidance)	\$1,848,155	\$818,788	\$605,520	\$525,000	\$640,000
Revenue from sale of Mulch	\$14,190	\$193,353	\$165,000	\$155,000	\$180,000
Length of time to mature compost (in months)	3-5	3-5	3-5	3-5	3-5

Notes to Results Report:

ODEQ – Oklahoma Department of Environmental Quality

DIVISION SUMMARY

33950172 SANITATION / FLEET HEAVY REPAIR

MISSION:

To provide quality sanitation services to the citizens and businesses in the City of Norman in a dependable manner.

DESCRIPTION:

In previous years, funds were transferred from the Sanitation Fund to the General Fund for the salary and benefits of a Fleet Auto Parts Assistant assigned to repair sanitation vehicles. Beginning in FYE 12, this cost is directly charged to this Sanitation Division. In FYE 14, the Fleet Auto Parts Assistant was reclassified to an Administrative Technician position. The salary and benefits of a Mechanic II are charged to this division beginning in FYE 15 as a replacement.

PERSONNEL:

	FYE 22 ACTUAL	FYE 23 ORIGINAL	FYE 23 REVISED	FYE 24 PROPOSED	FYE 24 ADOPTED
Full-time Positions	0	0	0	0	0
Part-time Positions	0	0	0	0	0
Total Budgeted Positions	0	0	0	0	0

EXPENDITURES:

	FYE 22 ACTUAL	FYE 23 ORIGINAL	FYE 23 REVISED	FYE 24 PROPOSED	FYE 24 ADOPTED
Salaries & Benefits	\$ 98,467	\$ 98,404	\$ 98,404	\$ 107,065	\$ 107,065
Supplies & Materials	\$ -	\$ -	\$ -	\$ -	\$ -
Services & Maintenance	\$ -	\$ -	\$ -	\$ -	\$ -
Internal Services	\$ -	\$ -	\$ -	\$ -	\$ -
Capital Equipment	\$ -	\$ -	\$ -	\$ -	\$ -
Subtotal	\$ 98,467	\$ 98,404	\$ 98,404	\$ 107,065	\$ 107,065
Capital Projects	\$ -	\$ -	\$ -	\$ -	\$ -
Cost Allocation	\$ -	\$ -	\$ -	\$ -	\$ -
Debt Service	\$ -	\$ -	\$ -	\$ -	\$ -
Interfund Transfers	\$ -	\$ -	\$ -	\$ -	\$ -
Subtotal	\$ -	\$ -	\$ -	\$ -	\$ -
Division Total	\$ 98,467	\$ 98,404	\$ 98,404	\$ 107,065	\$ 107,065

DIVISION SUMMARY

33955168 SANITATION / YARD WASTE

MISSION:

To provide an efficient, cost effective, sustainable, integrated Green Waste Management Program. The Sanitation Division continues to encourage our customers to utilize the Green Waste Program in connection with the composting operations to decrease the quantities of yard waste making it into our landfills.

DESCRIPTION:

The Sanitation division provides weekly curbside collection of residential yard waste both inside the city and in the rural areas of the City of Norman.

PERSONNEL:

	FYE 22 ACTUAL	FYE 23 ORIGINAL	FYE 23 REVISED	FYE 24 PROPOSED	FYE 24 ADOPTED
Full-time Positions	12	12	12	12	12
Part-time Positions	0	0	0	0	0
Total Budgeted Positions	<u>12</u>	<u>12</u>	<u>12</u>	<u>12</u>	<u>12</u>

EXPENDITURES:

	FYE 22 ACTUAL	FYE 23 ORIGINAL	FYE 23 REVISED	FYE 24 PROPOSED	FYE 24 ADOPTED
Salaries & Benefits	\$ 692,286	\$ 820,566	\$ 820,566	\$ 873,249	\$ 873,249
Supplies & Materials	\$ 135,174	\$ 142,849	\$ 142,849	\$ 114,361	\$ 114,361
Services & Maintenance	\$ 136,210	\$ 224,003	\$ 224,003	\$ 218,503	\$ 218,503
Internal Services	\$ 64,228	\$ 82,935	\$ 82,935	\$ 122,313	\$ 122,313
Capital Equipment	\$ 133,791	\$ -	\$ -	\$ 444,350	\$ 444,350
Subtotal	<u>\$ 1,161,689</u>	<u>\$ 1,270,353</u>	<u>\$ 1,270,353</u>	<u>\$ 1,772,776</u>	<u>\$ 1,772,776</u>
Capital Projects	\$ -	\$ -	\$ -	\$ -	\$ -
Cost Allocation	\$ 555,614	\$ 511,069	\$ 511,068	\$ 640,850	\$ 640,850
Debt Service	\$ -	\$ -	\$ -	\$ -	\$ -
Interfund Transfers	\$ -	\$ -	\$ -	\$ -	\$ -
Subtotal	<u>\$ 555,614</u>	<u>\$ 511,069</u>	<u>\$ 511,068</u>	<u>\$ 640,850</u>	<u>\$ 640,850</u>
Division Total	<u><u>\$ 1,717,303</u></u>	<u><u>\$ 1,781,422</u></u>	<u><u>\$ 1,781,421</u></u>	<u><u>\$ 2,413,626</u></u>	<u><u>\$ 2,413,626</u></u>

**DIVISION SERVICE EFFORTS
AND ACCOMPLISHMENTS**
SANITATION / YARD WASTE

GOALS:

- To provide a safe, effective and efficient collection system for residential yard waste.
 - To divide the increasing customer base into manageable routes to provide timely customer service.
 - Maintain and improve the appearance of the City.
-

OBJECTIVES:

- To improve the high level of customer service we are providing.
 - Provide employee and customer education.
 - Provide spring and fall clean-up events.
 - Provide vehicle accident and injury prevention training.
 - Continue monitoring the customer base to provide effective and efficient yard waste collection.
-

PERFORMANCE MEASUREMENTS – RESULTS REPORT:

	FYE 21 ACTUAL	FYE 22 ACTUAL	FYE 23 PLAN	FYE 23 ESTIMATE	FYE 24 PROJECTED
PERFORMANCE INDICATORS:					
Number of residential accounts	41,110	43,000	43,230	42,600	43,230
Annual tons collected	4,059	3,630	4,200	4,684	5,300
Saving from landfill (cost avoidance)	\$84,751	\$77,937	\$90,174	\$100,565	\$113,791
Percent hours lost to OJI (hours lost/total hours worked)	5%	1%	1%	2%	2%
Chargeable vehicle accidents per year	1	1	0	1	1
Reduce average number of complaints per route per year	30	20	0	20	20
Average number of households per route per day	919	900	910	950	975

Notes to Results Report:
OJI – On-the-Job Injury

DIVISION SUMMARY

33955166 SANITATION / RECYCLING OPERATION

MISSION:

The mission of the City of Norman Recycling Department is to provide a cost effective, informative way for our residents to recycle. This will be accomplished through coordinated administrative, operational and educational projects in waste reduction, reuse, recycling and disposal.

DESCRIPTION:

The Recycling Department of the Sanitation division collects recyclables from local businesses and recycle centers placed throughout the city. The Recycling Department oversees a private contractor that collects our residents' recyclables at the curb. The Recycling Department holds said contractor to the same standard of services our residents have come to expect from our Sanitation division.

PERSONNEL:

	FYE 22 ACTUAL	FYE 23 ORIGINAL	FYE 23 REVISED	FYE 24 PROPOSED	FYE 24 ADOPTED
Full-time Positions	3	3	3	6	6
Part-time Positions	0	0	0	0	0
Total Budgeted Positions	3	3	3	6	6

EXPENDITURES:

	FYE 22 ACTUAL	FYE 23 ORIGINAL	FYE 23 REVISED	FYE 24 PROPOSED	FYE 24 ADOPTED
Salaries & Benefits	\$ 280,330	\$ 255,735	\$ 255,735	\$ 321,751	\$ 321,751
Supplies & Materials	\$ 74,904	\$ 72,525	\$ 72,525	\$ 116,081	\$ 116,081
Services & Maintenance	\$ 1,173,492	\$ 1,564,150	\$ 1,564,150	\$ 1,620,150	\$ 1,620,150
Internal Services	\$ 36,657	\$ 45,469	\$ 45,469	\$ 83,296	\$ 83,296
Capital Equipment	\$ -	\$ 68,087	\$ 68,087	\$ 68,087	\$ 68,087
Subtotal	<u>\$ 1,565,383</u>	<u>\$ 2,005,966</u>	<u>\$ 2,005,966</u>	<u>\$ 2,209,365</u>	<u>\$ 2,209,365</u>
Capital Projects	\$ -	\$ -	\$ -	\$ -	\$ -
Cost Allocation	\$ 42,269	\$ 47,025	\$ 47,025	\$ 50,687	\$ 50,687
Debt Service	\$ -	\$ -	\$ -	\$ -	\$ -
Interfund Transfers	\$ -	\$ -	\$ -	\$ -	\$ -
Subtotal	<u>\$ 42,269</u>	<u>\$ 47,025</u>	<u>\$ 47,025</u>	<u>\$ 50,687</u>	<u>\$ 50,687</u>
Division Total	<u><u>\$ 1,607,652</u></u>	<u><u>\$ 2,052,991</u></u>	<u><u>\$ 2,052,991</u></u>	<u><u>\$ 2,260,052</u></u>	<u><u>\$ 2,260,052</u></u>

**DIVISION SERVICE EFFORTS
AND ACCOMPLISHMENTS**
SANITATION / RECYCLING OPERATION

GOALS:

- To maintain a recycling program that is convenient to the citizens of Norman
- To operate a recycling program that is cost effective
- To promote reuse of recycled materials
- To ensure employee safety

OBJECTIVES:

- Manage the program where proceeds from recyclable materials are at the highest prices available to the City of Norman.
- Encourage citizens to recycle and divert recyclable waste out of the landfill.
- Provide a safe working environment for all employees by providing proper safety equipment and training.

PERFORMANCE MEASUREMENTS - RESULTS REPORT:

	FYE 21 ACTUAL	FYE 22 ACTUAL	FYE 23 PLAN	FYE 24 ESTIMATE	FYE 24 PROJECTED
PERFORMANCE INDICATORS:					
Revenue earned from recyclables (drop centers)	\$93,916	\$250,312	\$52,000	\$26,900	\$220,000
Total tons of waste recycled (curbside)	2,178	2,106	2,150	2,150	2,200
Collect the following quantities (tons) of recyclable materials: (drop centers)					
aluminum	10.56	15	9	13	13
plastics	92	88	107	88	95
steel cans	21	11	22	99	22
mixed glass	303.25	295	120	186	350
metal	49	48	51	49	55
wood	58	34	45	46	60
mixed paper	302	176	390	177	350
cardboard	1,340	1,442	1,405	1,492	1,255
recycling center totals	2,178	2,106	2,150	2,150	2,200
Savings of landfill cost avoidance	\$45,483	\$45,207	\$41,737	\$83,560	\$500,000
Collection of the following quantities (tons) of recyclable material (curbside recycling)					
Total tons of waste recycled	3,304	4,207	3,755	4,122	3,752
glass	646	423	800	412	667
aluminum	68	64	65	80	68
steel cans	64	82	65	80	68
plastics # pet	221	188	200	167	194
cardboard/occ	597	851	600	828	910
mixed paper	1,727	1,248	2,000	1,214	1,830
recycling totals	3,303	2,867	3,755	2,788	3,752
Savings of landfill cost avoidance	\$68,987	\$82,898	\$80,620	\$84,560	\$80,500
recycling contamination rate-					

DIVISION SUMMARY

33955161 SANITATION / RESIDENTIAL COLLECTION

MISSION:

To provide an efficient, cost effective, and sustainable, integrated solid waste management program. To provide garbage collection, processing, and disposal services for residential customers by friendly, knowledgeable people.

DESCRIPTION:

The Sanitation Division provides once a week curbside collection of residential garbage inside the City and once a week curbside collection of residential garbage in the rural areas of the City of Norman. The Sanitation Division also collects household junk curbside inside the city and rural areas of the City of Norman. The Sanitation Division collects household junk twice a month for a fee.

PERSONNEL:

	FYE 22 ACTUAL	FYE 23 ORIGINAL	FYE 23 REVISED	FYE 24 PROPOSED	FYE 24 ADOPTED
Full-time Positions	12	11	11	11	11
Part-time Positions	0	0	0	0	0
Total Budgeted Positions	12	11	11	11	11

EXPENDITURES:

	FYE 22 ACTUAL	FYE 23 ORIGINAL	FYE 23 REVISED	FYE 24 PROPOSED	FYE 24 ADOPTED
Salaries & Benefits	\$ 1,168,174	\$ 968,042	\$ 968,042	\$ 1,048,376	\$ 1,048,376
Supplies & Materials	\$ 316,461	\$ 327,193	\$ 327,193	\$ 334,217	\$ 334,217
Services & Maintenance	\$ 21,231	\$ 13,144	\$ 13,144	\$ 1,694	\$ 1,694
Internal Services	\$ 277,295	\$ 284,378	\$ 284,378	\$ 427,247	\$ 427,247
Capital Equipment	\$ 406,917	\$ 1,059,350	\$ 2,619,350	\$ 1,313,501	\$ 1,313,501
Subtotal	<u>\$ 2,190,078</u>	<u>\$ 2,652,107</u>	<u>\$ 4,212,107</u>	<u>\$ 3,125,035</u>	<u>\$ 3,125,035</u>
Capital Projects	\$ -	\$ -	\$ -	\$ -	\$ -
Cost Allocation	\$ 325,500	\$ 349,279	\$ 349,279	\$ 376,465	\$ 376,465
Debt Service	\$ -	\$ -	\$ -	\$ -	\$ -
Interfund Transfers	\$ -	\$ -	\$ -	\$ -	\$ -
Subtotal	<u>\$ 325,500</u>	<u>\$ 349,279</u>	<u>\$ 349,279</u>	<u>\$ 376,465</u>	<u>\$ 376,465</u>
Division Total	<u><u>\$ 2,515,578</u></u>	<u><u>\$ 3,001,386</u></u>	<u><u>\$ 4,561,386</u></u>	<u><u>\$ 3,501,500</u></u>	<u><u>\$ 3,501,500</u></u>

**DIVISION SERVICE EFFORTS
AND ACCOMPLISHMENTS**
SANITATION / RESIDENTIAL COLLECTION

GOALS:

- Provide a safe, effective and efficient automated collection system for residential solid waste.
 - Divide the increasing customer base into manageable routes to provide timely customer service.
 - Maintain and improve the appearance of the City.
-

OBJECTIVES:

- Improve the high level of customer service we are providing.
 - Provide employee and customer education.
 - Provide spring and fall clean-up events.
 - Provide vehicle accident and personal injury prevention training.
 - Continue monitoring the customer base to provide effective and efficient Residential Solid Waste collection.
-

PERFORMANCE MEASUREMENTS - RESULTS REPORT:

	FYE 21 ACTUAL	FYE 22 ACTUAL	FYE 23 PLAN	FYE 23 ESTIMATE	FYE 24 PROJECTED
PERFORMANCE INDICATORS:					
Number of residential accounts	41,110	43,000	43,559	44,125	44,698
Annual tons collected	39,100	35,545	36,700	37,500	41,368
Annual disposal cost	\$794,121	\$784,261	\$787,949	\$805,125	\$888,171
Percent hours lost to OJI (hours lost/total hours worked)	3.5%	2%	0%	3%	3%
Chargeable vehicle accidents per year	3	4	0	3	3
Reduce average number of complaints per route per year	30	40	30	40	30
Average number of households per route per day	965	976	960	985	1,000

Notes to Results Report:

OJI – on-the-job injury

DIVISION SUMMARY

33930122 SANITATION / UTILITY SERVICES

MISSION:

To provide quality sanitation services to the citizens and businesses in the City of Norman in a dependable manner.

DESCRIPTION:

In previous years an interfund transfer from the Sanitation Fund to the General Fund was made for the salary and benefits of a Meter Reader, Meter Service Rep., and a Customer Service Rep. I in the Utility Services Division of the Finance Department. One-third of the total cost is charged here beginning in FYE 19. The other two-thirds are split between the Water and Water Reclamation Funds.

PERSONNEL:

	FYE 22 ACTUAL	FYE 23 ORIGINAL	FYE 23 REVISED	FYE 24 PROPOSED	FYE 24 ADOPTED
Full-time Positions	0	0	0	0	0
Part-time Positions	0	0	0	0	0
Total Budgeted Positions	<u>0</u>	<u>0</u>	<u>0</u>	<u>0</u>	<u>0</u>

EXPENDITURES:

	FYE 22 ACTUAL	FYE 23 ORIGINAL	FYE 23 REVISED	FYE 24 PROPOSED	FYE 24 ADOPTED
Salaries & Benefits	\$ 64,986	\$ 40,324	\$ 40,324	\$ 44,679	\$ 44,679
Supplies & Materials	\$ -	\$ -	\$ -	\$ -	\$ -
Services & Maintenance	\$ -	\$ -	\$ -	\$ -	\$ -
Internal Services	\$ -	\$ -	\$ -	\$ -	\$ -
Capital Equipment	\$ -	\$ -	\$ -	\$ -	\$ -
Subtotal	<u>\$ 64,986</u>	<u>\$ 40,324</u>	<u>\$ 40,324</u>	<u>\$ 44,679</u>	<u>\$ 44,679</u>
Capital Projects	\$ -	\$ -	\$ -	\$ -	\$ -
Cost Allocation	\$ -	\$ -	\$ -	\$ -	\$ -
Debt Service	\$ -	\$ -	\$ -	\$ -	\$ -
Interfund Transfers	\$ -	\$ -	\$ -	\$ -	\$ -
Subtotal	<u>\$ -</u>	<u>\$ -</u>	<u>\$ -</u>	<u>\$ -</u>	<u>\$ -</u>
Division Total	<u>\$ 64,986</u>	<u>\$ 40,324</u>	<u>\$ 40,324</u>	<u>\$ 44,679</u>	<u>\$ 44,679</u>

DIVISION SUMMARY

33955163 SANITATION / WASTE DISPOSAL

MISSION:

The mission of the City of Norman Transfer Station is to provide a convenient, clean, and environmentally sound facility for our commercial trucks, as well as residential homeowners and commercial customers. This will be accomplished through coordinated administrative, operational, and educational projects in waste reduction, reuse, and recycling.

DESCRIPTION:

The City of Norman Transfer Station receives solid waste including household garbage, yard waste, construction debris, and tires. The City of Norman Transfer Station loads garbage into transfer trailers, and transports it to the Oklahoma City landfill. Yard waste is processed at the compost facility. Tires are collected and transported by a licensed tire processing and recycling facility. There is a recycling drop center hub located at the facility.

PERSONNEL:

	FYE 22 ACTUAL	FYE 23 ORIGINAL	FYE 23 REVISED	FYE 24 PROPOSED	FYE 24 ADOPTED
Full-time Positions	8	8	8	8	8
Part-time Positions	0	0	0	0	0
Total Budgeted Positions	<u>8</u>	<u>8</u>	<u>8</u>	<u>8</u>	<u>8</u>

EXPENDITURES:

	FYE 22 ACTUAL	FYE 23 ORIGINAL	FYE 23 REVISED	FYE 24 PROPOSED	FYE 24 ADOPTED
Salaries & Benefits	\$ 863,305	\$ 746,238	\$ 746,238	\$ 796,084	\$ 796,084
Supplies & Materials	\$ 382,873	\$ 501,482	\$ 501,482	\$ 435,228	\$ 435,228
Services & Maintenance	\$ 2,554,960	\$ 2,331,062	\$ 2,331,062	\$ 2,925,691	\$ 2,925,691
Internal Services	\$ 145,174	\$ 182,081	\$ 182,081	\$ 222,247	\$ 222,247
Capital Equipment	\$ 621,831	\$ 597,400	\$ 597,400	\$ 621,075	\$ 621,075
Subtotal	<u>\$ 4,568,143</u>	<u>\$ 4,358,263</u>	<u>\$ 4,358,263</u>	<u>\$ 5,000,325</u>	<u>\$ 5,000,325</u>
Capital Projects	\$ -	\$ -	\$ -	\$ -	\$ -
Cost Allocation	\$ 131,908	\$ 141,549	\$ 141,549	\$ 152,566	\$ 152,566
Debt Service	\$ -	\$ -	\$ -	\$ -	\$ -
Interfund Transfers	\$ -	\$ -	\$ -	\$ -	\$ -
Subtotal	<u>\$ 131,908</u>	<u>\$ 141,549</u>	<u>\$ 141,549</u>	<u>\$ 152,566</u>	<u>\$ 152,566</u>
Division Total	<u><u>\$ 4,700,051</u></u>	<u><u>\$ 4,499,812</u></u>	<u><u>\$ 4,499,812</u></u>	<u><u>\$ 5,152,891</u></u>	<u><u>\$ 5,152,891</u></u>

DIVISION SERVICE EFFORTS AND ACCOMPLISHMENTS

SANITATION / WASTE DISPOSAL

GOALS:

- Transfer all solid waste from the City of Norman Transfer Station within 48 hours and provide citizens a direct disposal opportunity.
- Provide an environmentally safe place to dispose of household waste at a reasonable rate.

OBJECTIVES:

- Utilize six transport trucks and trailers at all times during working conditions.
- Reduce blowing litter from transport trucks in route to the landfill.
- Maintain a clean site, free of loose litter.
- Provide full access to clients that desire to dispose of waste at the transfer station.
- Provide a safe working environment for all employees by providing proper safety equipment and training.

PERFORMANCE MEASUREMENTS - RESULTS REPORT:

	FYE 21 ACTUAL	FYE 22 ACTUAL	FYE 23 PLAN	FYE 24 ESTIMATE	FYE 24 PROJECTED
PERFORMANCE INDICATORS:					
Tons of municipal solid waste transported to landfill	108,954	117,700	110,000	120,000	125,000
Disposal Cost	\$2,212,852	\$2,487,424	\$2,270,000	\$2,640,000	\$2,750,000
Quantity of municipal solid waste received at transfer station outside of route collections	26,900	31,967	26,000	33,000	35,000
Miles driven per year (transport trucks)	207,500	20,900	210,000	211,000	212,000
Tons of household waste disposed of during spring & fall cleanup	2,407	2,140	1,800	2,400	2,600
*Seasonally adjusted forecast					

DIVISION SUMMARY

033 – SANITATION / CAPITAL PROJECTS

MISSION:

To invest in infrastructure that will provide low cost solid waste management for the next 30+ years.

DESCRIPTION:

The Sanitation division is focused on maintaining low cost solid waste management for the rate payers in Norman for many years to come. Most of the investment will be in permanent structures that will be built with the City.

PERSONNEL:

	FYE 22 ACTUAL	FYE 23 ORIGINAL	FYE 23 REVISED	FYE 24 PROPOSED	FYE 24 ADOPTED
Full-time Positions	0	0	0	0	0
Part-time Positions	0	0	0	0	0
Total Budgeted Positions	0	0	0	0	0

EXPENDITURES:

	FYE 22 ACTUAL	FYE 23 ORIGINAL	FYE 23 REVISED	FYE 24 PROPOSED	FYE 24 ADOPTED
Salaries & Benefits	\$ -	\$ -	\$ -	\$ -	\$ -
Supplies & Materials	\$ -	\$ -	\$ -	\$ -	\$ -
Services & Maintenance	\$ -	\$ -	\$ -	\$ -	\$ -
Internal Services	\$ -	\$ -	\$ -	\$ -	\$ -
Capital Equipment	\$ -	\$ -	\$ -	\$ -	\$ -
Subtotal	<u>\$ -</u>	<u>\$ -</u>	<u>\$ -</u>	<u>\$ -</u>	<u>\$ -</u>
Capital Projects	\$ 2,118,267	\$ 1,193,000	\$ 4,765,512	\$ 850,000	\$ 850,000
Cost Allocation	\$ -	\$ -	\$ -	\$ -	\$ -
Debt Service	\$ -	\$ -	\$ -	\$ -	\$ -
Interfund Transfers	\$ -	\$ -	\$ -	\$ -	\$ -
Subtotal	<u>\$ 2,118,267</u>	<u>\$ 1,193,000</u>	<u>\$ 4,765,512</u>	<u>\$ 850,000</u>	<u>\$ 850,000</u>
Division Total	<u><u>\$ 2,118,267</u></u>	<u><u>\$ 1,193,000</u></u>	<u><u>\$ 4,765,512</u></u>	<u><u>\$ 850,000</u></u>	<u><u>\$ 850,000</u></u>

FUND SUMMARY

TOTAL WATER RECLAMATION FUND (32)

MISSION:

The mission of the Water Reclamation division is to transport and treat all wastewater received into the City's sewer system to a sufficient level of quality that no negative environmental impact will occur to the South Canadian River or agricultural application sites.

DESCRIPTION:

The Water Reclamation Division's responsibility is to transport and treat all wastewater discharged into the City of Norman's sewer system, to a sufficient quality before discharging it into the South Canadian River. In FYE 02, the Water Reclamation Fund reorganized into five separate cost centers. On October 1, 2002, a new Sewer Maintenance Fund was created to account for the revenues and operations of the previous Sewer Line Maintenance cost center. In FYE 15, the sewer line maintenance operations were transferred from the Sewer Maintenance Fund. In FYE 24, the Environmental Services division was transferred to the City Manager's Department.

PERSONNEL:

	FYE 22 ACTUAL	FYE 23 ORIGINAL	FYE 23 REVISED	FYE 24 PROPOSED	FYE 24 ADOPTED
Full-time Positions	42	42	42	39	39
Part-time Positions	2	2	2	1	1
Total Budgeted Positions	44	44	44	40	40

EXPENDITURES:

	FYE 22 ACTUAL	FYE 23 ORIGINAL	FYE 23 REVISED	FYE 24 PROPOSED	FYE 24 ADOPTED
Salaries & Benefits	\$ 3,611,424	\$ 4,123,728	\$ 4,129,728	\$ 3,847,024	\$ 3,847,024
Supplies & Materials	\$ 678,489	\$ 796,397	\$ 853,636	\$ 745,728	\$ 745,728
Services & Maintenance	\$ 1,305,555	\$ 1,773,335	\$ 1,849,537	\$ 1,566,867	\$ 1,600,367
Internal Services	\$ 209,885	\$ 234,364	\$ 234,514	\$ 300,811	\$ 300,811
Capital Equipment	\$ 308,839	\$ 260,686	\$ 261,619	\$ 68,500	\$ 68,500
Subtotal	<u>\$ 6,114,192</u>	<u>\$ 7,188,510</u>	<u>\$ 7,329,034</u>	<u>\$ 6,528,930</u>	<u>\$ 6,562,430</u>
Capital Projects	\$ 3,418,436	\$ 3,334,025	\$ 9,971,405	\$ 1,325,000	\$ 1,325,000
Cost Allocations	\$ 2,161,078	\$ 1,855,989	\$ 1,855,989	\$ 2,007,235	\$ 2,205,987
Debt Service	\$ 2,246,898	\$ 2,257,294	\$ 2,257,294	\$ 2,257,294	\$ 2,257,294
Interfund Transfers	\$ 587,461	\$ 603,269	\$ 603,269	\$ 615,334	\$ 615,334
Audit Adjust/Encumbrances	\$ 90,651	\$ -	\$ -	\$ -	\$ -
Subtotal	<u>\$ 8,504,524</u>	<u>\$ 8,050,577</u>	<u>\$ 14,687,957</u>	<u>\$ 6,204,863</u>	<u>\$ 6,403,615</u>
Fund Total	<u>\$ 14,618,716</u>	<u>\$ 15,239,087</u>	<u>\$ 22,016,991</u>	<u>\$ 12,733,793</u>	<u>\$ 12,966,045</u>

* Council amendments to the proposed budget can be found on the Division Summary pages and by fund in the Financial Summaries section of the Budget document.

DIVISION SUMMARY

32955341 WATER RECLAMATION / ADMINISTRATION

MISSION:

To provide the overall directives, policies, operating procedures, and goals of the facility.

DESCRIPTION:

The administration sub-division is responsible for the administrative side of the treatment facility which includes permitting, budget, payroll, planning, human resources, and public relations. This sub-division consists of 3 employees (manager, supervisor and administration technician.).

PERSONNEL:

	FYE 22 ACTUAL	FYE 23 ORIGINAL	FYE 23 REVISED	FYE 24 PROPOSED	FYE 24 ADOPTED
Full-time Positions	3	3	3	3	3
Part-time Positions	<u>0</u>	<u>0</u>	<u>0</u>	<u>0</u>	<u>0</u>
Total Budgeted Positions	<u>3</u>	<u>3</u>	<u>3</u>	<u>3</u>	<u>3</u>

EXPENDITURES:

	FYE 22 ACTUAL	FYE 23 ORIGINAL	FYE 23 REVISED	FYE 24 PROPOSED	FYE 24 ADOPTED
Salaries & Benefits	\$ 426,033	\$ 441,206	\$ 441,206	\$ 488,793	\$ 488,793
Supplies & Materials	\$ 8,413	\$ 11,548	\$ 12,610	\$ 11,261	\$ 11,261
Services & Maintenance	\$ 46,220	\$ 70,082	\$ 69,020	\$ 69,982	\$ 69,982
Internal Services	\$ 7,183	\$ 10,045	\$ 10,045	\$ 19,083	\$ 19,083
Capital Equipment	\$ 3,475	\$ -	\$ -	\$ -	\$ -
Subtotal	<u>\$ 491,324</u>	<u>\$ 532,881</u>	<u>\$ 532,881</u>	<u>\$ 589,119</u>	<u>\$ 589,119</u>
Capital Projects	\$ -	\$ -	\$ -	\$ -	\$ -
Cost Allocations	\$ 665,522	\$ 492,646	\$ 492,646	\$ 663,143	\$ 663,143
Debt Service	\$ -	\$ -	\$ -	\$ -	\$ -
Interfund Transfers	\$ -	\$ -	\$ -	\$ -	\$ -
Subtotal	<u>\$ 665,522</u>	<u>\$ 492,646</u>	<u>\$ 492,646</u>	<u>\$ 663,143</u>	<u>\$ 663,143</u>
Division Total	<u>\$ 1,156,846</u>	<u>\$ 1,025,527</u>	<u>\$ 1,025,527</u>	<u>\$ 1,252,262</u>	<u>\$ 1,252,262</u>

**DIVISION SERVICE EFFORTS
AND ACCOMPLISHMENTS**
WATER RECLAMATION / ADMINISTRATION

GOALS:

- Maintain permitted water quality requirements.
 - Reduce operational and maintenance cost.
 - Provide safe working conditions for all plant staff.
 - Cross-train the majority of the staff members in operations, maintenance, centrifuge operations and laboratory analysis.
-

OBJECTIVES:

- Improve energy conservation through enhanced operator and maintenance input.
 - Continue providing safety training for all staff members.
 - Provide training for operators and maintenance staff for license upgrades.
 - Facilitate cross-training by giving employees time to cross-train in other departments.
-

PERFORMANCE MEASUREMENTS - RESULTS REPORT:

	FYE 20 ACTUAL	FYE 21 ACTUAL	FYE 22 PLAN	FYE 23 ESTIMATE	FYE 23 PROJECTED
PERFORMANCE INDICATORS:					
Maintain all water quality requirements	100%	100%	100%	100%	100%
Formal safety training hours per employee	12	12	12	12	12
Formal operations training hours per operator	8	12	12	12	12
Employees cross-trained	2	2	2	2	2

DIVISION SUMMARY

32955145 WATER RECLAMATION / BIO-SOLIDS

MISSION:

To transport environmentally safe bio-solids for beneficial usage on regulated farmlands and assist administration, maintenance, and operations in the performance of their duties.

DESCRIPTION:

Bio-solids sub-division operates all solids handling and dewatering equipment. They also transport our bio-solids to either our land application sites or the landfill. They are responsible for the operations of heavy equipment including front-end loaders, field tractors, forklifts, mowers, semi-tractor trailers and other equipment at the facility. This sub-division consists of three heavy equipment operators.

PERSONNEL:

	FYE 22 ACTUAL	FYE 23 ORIGINAL	FYE 23 REVISED	FYE 24 PROPOSED	FYE 24 ADOPTED
Full-time Positions	3	3	3	3	3
Part-time Positions	0	0	0	0	0
Total Budgeted Positions	<u>3</u>	<u>3</u>	<u>3</u>	<u>3</u>	<u>3</u>

EXPENDITURES:

	FYE 22 ACTUAL	FYE 23 ORIGINAL	FYE 23 REVISED	FYE 24 PROPOSED	FYE 24 ADOPTED
Salaries & Benefits	\$ 276,244	\$ 284,459	\$ 284,459	\$ 311,325	\$ 311,325
Supplies & Materials	\$ 259,891	\$ 217,911	\$ 279,311	\$ 273,477	\$ 273,477
Services & Maintenance	\$ 47,774	\$ 204,859	\$ 143,459	\$ 194,759	\$ 194,759
Internal Services	\$ 13,093	\$ 14,045	\$ 14,045	\$ 25,371	\$ 25,371
Capital Equipment	\$ 52,084	\$ -	\$ -	\$ -	\$ -
Subtotal	<u>\$ 649,086</u>	<u>\$ 721,274</u>	<u>\$ 721,274</u>	<u>\$ 804,932</u>	<u>\$ 804,932</u>
Capital Projects	\$ -	\$ -	\$ -	\$ -	\$ -
Cost Allocations	\$ 87,487	\$ 87,114	\$ 87,114	\$ 93,449	\$ 93,449
Debt Service	\$ -	\$ -	\$ -	\$ -	\$ -
Interfund Transfers	\$ -	\$ -	\$ -	\$ -	\$ -
Subtotal	<u>\$ 87,487</u>	<u>\$ 87,114</u>	<u>\$ 87,114</u>	<u>\$ 93,449</u>	<u>\$ 93,449</u>
Division Total	<u><u>\$ 736,573</u></u>	<u><u>\$ 808,388</u></u>	<u><u>\$ 808,388</u></u>	<u><u>\$ 898,381</u></u>	<u><u>\$ 898,381</u></u>

DIVISION SERVICE EFFORTS AND ACCOMPLISHMENTS

WATER RECLAMATION / BIO-SOLIDS

GOALS:

- Comply with all Environmental Protection Agency and Oklahoma Department of Environmental Quality regulations relating to the safe transportation and beneficial use of agricultural application of bio-solids.
- Increase the number of hours of formal and informal training.

OBJECTIVES:

- Continue safe operation of highway and field equipment.
- Maintain consistent TWAS of 5% or less and thickening centrate of less than 100 mg/l.

PERFORMANCE MEASUREMENTS - RESULTS REPORT:

	FYE 21 ACTUAL	FYE 22 ACTUAL	PLAN	FYE 23 ESTIMATE	FYE 24 PROJECTED
PERFORMANCE INDICATORS:					
Reportable number of vehicular accidents	0	0	0	0	0
Number of training hours per employee	16	19	19	19	19
Thickened waste activated sludge percent total solids	5%	5%	5%	5%	5%
Thickening centrifuge centrate concentration in mg/l	126	157	100	220*	125

Notes to Results Report:

*TWAS pump needed replaced. Pump replaced in Dec 2022

DIVISION SUMMARY

32950510 WATER RECLAMATION / ENGINEERING

MISSION:

To provide an environmentally safe, efficient and cost-effective wastewater treatment to the community for discharge to the South Canadian River.

DESCRIPTION:

In previous years, an interfund transfer from the Water Reclamation Fund to the General Fund was made for 25% of the salary and benefits of a Development Engineer in the Public Works Department. Beginning in FYE 12, this cost is directly charged to this Water Reclamation division.

PERSONNEL:

	FYE 22 ACTUAL	FYE 23 ORIGINAL	FYE 23 REVISED	FYE 24 PROPOSED	FYE 24 ADOPTED
Full-time Positions	0	0	0	0	0
Part-time Positions	0	0	0	0	0
Total Budgeted Positions	<u>0</u>	<u>0</u>	<u>0</u>	<u>0</u>	<u>0</u>

EXPENDITURES:

	FYE 22 ACTUAL	FYE 23 ORIGINAL	FYE 23 REVISED	FYE 24 PROPOSED	FYE 24 ADOPTED
Salaries & Benefits	\$ 40,173	\$ 41,073	\$ 41,073	\$ 45,127	\$ 45,127
Supplies & Materials	\$ -	\$ -	\$ -	\$ -	\$ -
Services & Maintenance	\$ -	\$ -	\$ -	\$ -	\$ -
Internal Services	\$ -	\$ -	\$ -	\$ -	\$ -
Capital Equipment	\$ -	\$ -	\$ -	\$ -	\$ -
Subtotal	<u>\$ 40,173</u>	<u>\$ 41,073</u>	<u>\$ 41,073</u>	<u>\$ 45,127</u>	<u>\$ 45,127</u>
Capital Projects	\$ -	\$ -	\$ -	\$ -	\$ -
Cost Allocations	\$ -	\$ -	\$ -	\$ -	\$ -
Debt Service	\$ -	\$ -	\$ -	\$ -	\$ -
Interfund Transfers	\$ -	\$ -	\$ -	\$ -	\$ -
Subtotal	<u>\$ -</u>	<u>\$ -</u>	<u>\$ -</u>	<u>\$ -</u>	<u>\$ -</u>
Division Total	<u>\$ 40,173</u>	<u>\$ 41,073</u>	<u>\$ 41,073</u>	<u>\$ 45,127</u>	<u>\$ 45,127</u>

DIVISION SUMMARY

32955244 WATER RECLAMATION / LABORATORY

MISSION:

To collect and analyze water quality and bio-solids, and meet quality analysis/quality control (QA/QC) standards. To interpret lab analysis in order to provide operations staff and management accurate/reliable data in determining process control changes.

DESCRIPTION:

Laboratory staff consists of two lab technicians and one lab manager. Their responsibility is to analyze all wastewater samples which include influent, effluent, activated sludge, bio-solids and other samples. They also ship samples for other analysis including metals, bio-monitoring and other parameters as deemed necessary.

PERSONNEL:

	FYE 22 ACTUAL	FYE 23 ORIGINAL	FYE 23 REVISED	FYE 24 PROPOSED	FYE 24 ADOPTED
Full-time Positions	3	3	3	3	3
Part-time Positions	0	0	0	0	0
Total Budgeted Positions	<u>3</u>	<u>3</u>	<u>3</u>	<u>3</u>	<u>3</u>

EXPENDITURES:

	FYE 22 ACTUAL	FYE 23 ORIGINAL	FYE 23 REVISED	FYE 24 PROPOSED	FYE 24 ADOPTED
Salaries & Benefits	\$ 240,488	\$ 261,860	\$ 261,860	\$ 288,821	\$ 288,821
Supplies & Materials	\$ 45,432	\$ 30,800	\$ 36,998	\$ 40,800	\$ 40,800
Services & Maintenance	\$ 19,593	\$ 26,290	\$ 20,092	\$ 26,290	\$ 26,290
Internal Services	\$ 32	\$ 60	\$ 60	\$ 1,445	\$ 1,445
Capital Equipment	\$ -	\$ -	\$ -	\$ 2,000	\$ 2,000
Subtotal	<u>\$ 305,545</u>	<u>\$ 319,010</u>	<u>\$ 319,010</u>	<u>\$ 359,356</u>	<u>\$ 359,356</u>
Capital Projects	\$ -	\$ -	\$ -	\$ -	\$ -
Cost Allocations	\$ 107,278	\$ 109,602	\$ 109,602	\$ 119,073	\$ 119,073
Debt Service	\$ -	\$ -	\$ -	\$ -	\$ -
Interfund Transfers	\$ -	\$ -	\$ -	\$ -	\$ -
Subtotal	<u>\$ 107,278</u>	<u>\$ 109,602</u>	<u>\$ 109,602</u>	<u>\$ 119,073</u>	<u>\$ 119,073</u>
Division Total	<u>\$ 412,823</u>	<u>\$ 428,612</u>	<u>\$ 428,612</u>	<u>\$ 478,429</u>	<u>\$ 478,429</u>

DIVISION SERVICE EFFORTS AND ACCOMPLISHMENTS

WATER RECLAMATION / LABORATORY

GOALS:

- Improve ODEQ inspection reviews.
 - Ensure the validity, reliability, and timeliness of the laboratory's analysis results.
-

OBJECTIVES:

- Adhere to the regulations in 40 CFR.
 - Increase the percentage of "acceptable" quality control analysis.
-

PERFORMANCE MEASUREMENTS - RESULTS REPORT:

	FYE 21 ACTUAL	FYE 22 ACTUAL	FYE 23 PLAN	FYE 23 ESTIMATE	FYE 24 PROJECTED
PERFORMANCE INDICATORS:					
Number of deficiencies on ODEQ annual inspections	0	0	0	2	0
Percent compliance with QC standards	100%	100%	100%	100%	100%

Notes to Results Report:

ODEQ – Oklahoma Department of Environmental Quality
 CFR – Code of Federal Regulations
 QC – Quality Control

DIVISION SUMMARY

32955246 WATER RECLAMATION / OPERATIONS & MAINTENANCE

MISSION:

Operations: To monitor the treatment process and interpolate lab data to make proper adjustments and to facilitate environmentally safe effluent. To maintain necessary monitoring records as required by management and regulatory agencies.

Maintenance: To maintain all treatment processes through preventative maintenance tasks, scheduled and unscheduled maintenance, repairing, calibrating, and monitoring of all equipment, and maintain maintenance records of that equipment.

DESCRIPTION:

Operations staff consists of 4 shift operators. Their main focus is to assure the treatment processes are performing as designed. Maintenance staff consist of a crew chief, a plant mechanic, a maintenance worker II, a maintenance worker I, and 2 maintenance operators. Maintenance staff maintain the treatment equipment to design standards as well as other duties. Maintenance staff consist of (6) staff members, one crew chief, plant mechanic, maintenance worker II, maintenance worker I and two (2) maintenance operators. The maintenance operators cover shifts for the operations staff in the event they are off duty, maintenance staff maintain the treatment equipment up to design standards including, oil changes, repairs of any equipment taken out of service, and preventive maintenance on equipment. Other duties involve painting, mowing, cleaning of treatment equipment and new equipment installations.

PERSONNEL:

	FYE 22 ACTUAL	FYE 23 ORIGINAL	FYE 23 REVISED	FYE 24 PROPOSED	FYE 24 ADOPTED
Full-time Positions	10	10	10	10	10
Part-time Positions	<u>1</u>	<u>1</u>	<u>1</u>	<u>1</u>	<u>1</u>
Total Budgeted Positions	<u>11</u>	<u>11</u>	<u>11</u>	<u>11</u>	<u>11</u>

EXPENDITURES:

	FYE 22 ACTUAL	FYE 23 ORIGINAL	FYE 23 REVISED	FYE 24 PROPOSED	FYE 24 ADOPTED
Salaries & Benefits	\$ 825,540	\$ 830,035	\$ 830,035	\$ 876,353	\$ 876,353
Supplies & Materials	\$ 187,411	\$ 216,855	\$ 195,355	\$ 215,129	\$ 215,129
Services & Maintenance	\$ 685,060	\$ 640,294	\$ 661,794	\$ 786,306	\$ 819,806 *
Internal Services	\$ 28,723	\$ 32,995	\$ 32,995	\$ 40,236	\$ 40,236
Capital Equipment	\$ 13,577	\$ 185,000	\$ 185,000	\$ 2,000	\$ 2,000
Subtotal	<u>\$ 1,740,311</u>	<u>\$ 1,905,179</u>	<u>\$ 1,905,179</u>	<u>\$ 1,920,024</u>	<u>\$ 1,953,524</u>
Capital Projects	\$ -	\$ -	\$ -	\$ -	\$ -
Cost Allocation	\$ 249,267	\$ 263,146	\$ 263,146	\$ 275,266	\$ 275,266
Debt Service	\$ -	\$ -	\$ -	\$ -	\$ -
Interfund Transfers	\$ -	\$ -	\$ -	\$ -	\$ -
Subtotal	<u>\$ 249,267</u>	<u>\$ 263,146</u>	<u>\$ 263,146</u>	<u>\$ 275,266</u>	<u>\$ 275,266</u>
Division Total	<u><u>\$ 1,989,578</u></u>	<u><u>\$ 2,168,325</u></u>	<u><u>\$ 2,168,325</u></u>	<u><u>\$ 2,195,290</u></u>	<u><u>\$ 2,228,790</u></u>

* Services & Maintenance allocations were increased by \$33,500 via Council amendment for solar generation administrative fees.

DIVISION SERVICE EFFORTS AND ACCOMPLISHMENTS

WATER RECLAMATION / OPERATIONS & MAINTENANCE

GOALS:

- To comply with all Environmental Protection Agency (EPA) and Oklahoma Department of Environmental Quality (ODEQ) regulations as related to our Oklahoma Pollutant Discharge Elimination System (OPDES) permit.
 - To increase the hours of formal and informal training.
 - To effectively maintain and operate plant equipment.
-

OBJECTIVES:

- Maintain compliance with OPDES permit with emphasis on UV disinfection.
 - Conduct in-house training on plant process and allow time for off campus training.
 - Increase number of standard operating procedures.
-

PERFORMANCE MEASUREMENTS - RESULTS REPORT:

	FYE 21 ACTUAL	FYE 22 ACTUAL	PLAN	FYE 23 ESTIMATE	FYE 24 PROJECTED
PERFORMANCE INDICATORS:					
Meet all DMR required effluent parameters	99%	96%	100%	100%	100%
Number of training hours per employee	**16	**16	24	22	22
Standard Operating Procedures on file	20	27	27	30	30

Notes to Results Report: *based on 84 total reported to DEQ with one violation being reported

**Covid restrictions limited training abilities

DIVISION SUMMARY

32955252 WATER RECLAMATION / SEWER LINE MAINTENANCE

MISSION:

To safely transport wastewater from the community and commerce to the water reclamation facility. The wastewater collection system is maintained to minimize service disruptions, household backups, and overflows into the environment. Public health and safety are the primary focus of this Division along with employee safety and development.

DESCRIPTION:

Sewer Line Maintenance personnel maintain approximately 500.8 miles of gravity mains, 13 miles of force mains, 4.7 miles of service laterals, 12,191 manholes, and 13 sewage lift stations. Personnel are on duty from 8:00 a.m. to 5:00 pm Monday-Friday, and on call 24 hours a day to ensure quick response to main breaks, sewer main stoppages, overflows and lift station malfunctions.

PERSONNEL:

	FYE 22 ACTUAL	FYE 23 ORIGINAL	FYE 23 REVISED	FYE 24 PROPOSED	FYE 24 ADOPTED
Full-time Positions	20	20	20	20	20
Part-time Positions	0	0	0	0	0
Total Budgeted Positions	20	20	20	20	20

EXPENDITURES:

	FYE 22 ACTUAL	FYE 23 ORIGINAL	FYE 23 REVISED	FYE 24 PROPOSED	FYE 24 ADOPTED
Salaries & Benefits	\$ 1,403,203	\$ 1,682,893	\$ 1,592,893	\$ 1,791,926	\$ 1,791,926
Supplies & Materials	\$ 164,996	\$ 209,237	\$ 209,237	\$ 205,061	\$ 205,061
Services & Maintenance	\$ 296,660	\$ 428,476	\$ 518,476	\$ 489,530	\$ 489,530
Internal Services	\$ 149,778	\$ 164,369	\$ 164,369	\$ 214,676	\$ 214,676
Capital Equipment	\$ 192,695	\$ 69,686	\$ 69,686	\$ 64,500	\$ 64,500
Subtotal	<u>\$ 2,207,332</u>	<u>\$ 2,554,661</u>	<u>\$ 2,554,661</u>	<u>\$ 2,765,693</u>	<u>\$ 2,765,693</u>
Capital Projects	\$ -	\$ -	\$ -	\$ -	\$ -
Cost Allocation	\$ 863,478	\$ 722,534	\$ 722,534	\$ 856,304	\$ 856,304
Debt Service	\$ -	\$ -	\$ -	\$ -	\$ -
Interfund Transfers	\$ -	\$ -	\$ -	\$ -	\$ -
Subtotal	<u>\$ 863,478</u>	<u>\$ 722,534</u>	<u>\$ 722,534</u>	<u>\$ 856,304</u>	<u>\$ 856,304</u>
Division Total	<u><u>\$ 3,070,810</u></u>	<u><u>\$ 3,277,195</u></u>	<u><u>\$ 3,277,195</u></u>	<u><u>\$ 3,621,997</u></u>	<u><u>\$ 3,621,997</u></u>

DIVISION SERVICE EFFORTS AND ACCOMPLISHMENTS

WATER RECLAMATION / SEWER LINE MAINTENANCE

GOALS:

- Hydroclean 75% of 12" and under collection mains annually.
- Respond to and resolve collection system obstructions within 45 minutes during business hours.
- Respond to and resolve collection system obstructions within 2 hours during emergency call back.

OBJECTIVES:

- Minimize sewer backups
- Quick response to citizen and commerce requests for service
- Reduce on-the-job injuries
- Treat a minimum of 100,000 linear feet of sewer main for roots
- Clean a minimum of 1,500,000 feet of sewer main
- CCTV a minimum of 350,000 feet of sewer main
- Maintain a comprehensive lift station program
- Reduce number of unpermitted sanitary sewer overflows
- Acoustically survey 150,000 feet of sewer main.
- Respond to 95% of utility locate requests within 48 hours

PERFORMANCE MEASUREMENTS - RESULTS REPORT:

	FYE 21 ACTUAL	FYE 22 ACTUAL	FYE 23 PLAN	FYE 23 ESTIMATE	FYE 24 PROJECTED
PERFORMANCE INDICATORS:					
Legal claims per 10,000 customers	0	0	0	2	0
Response to citizen calls (minutes)	24	27	45	27	45
% hours lost due to OJI per 1,000 hours worked	0	3	0	2	0
Feet of sewer line cleaned	1,170,963	1,201,211	1,500,000	1,162,138	1,500,000
Feet of sewer line roots mechanically removed	64,648	31,127	60,000	47,570	60,000
Feet of sewer pipe treated for roots	81,695	74,476	85,000	74,476	85,000
Feet of sewer pipe CCTV inspected	266,970	231,864	350,000	242,600	350,000
Feet of sewer pipe acoustically surveyed	112,739	33,347	150,000	25,000	150,000
Lift station preventive maintenance hours	1,650	1,112	1,400	1,060	1,400
Safety training per employee per year	12	12	12	12	12
Number of locates completed	3,220	3,682	3,500	4,624	3,500
Number of service requests responded to	287	222	300	268	300
Number of sanitary sewer overflows	12	15	15	14	15
City side	6	6	5	8	5
Private side	6	9	10	6	10

Notes to Results Report:

OJI – On-the-Job Injuries

CCTV – Closed Circuit Television

DIVISION SUMMARY

32930122 WATER RECLAMATION / UTILITY SERVICES

MISSION:

To provide an environmentally safe, efficient and cost-effective wastewater treatment to the community for discharge to the South Canadian River.

DESCRIPTION:

In previous years an interfund transfer from the Water Reclamation Fund to the General Fund was made for the salary and benefits of a Meter Reader, Meter Service Rep., and a Customer Service Rep. I in the Utility Services Division of the Finance Department. One-third of the total cost is charged here beginning in FYE 19. The other two-thirds are split between the Water and Water Reclamation Funds.

PERSONNEL:

	FYE 22 ACTUAL	FYE 23 ORIGINAL	FYE 23 REVISED	FYE 24 PROPOSED	FYE 24 ADOPTED
Full-time Positions	0	0	0	0	0
Part-time Positions	0	0	0	0	0
Total Budgeted Positions	0	0	0	0	0

EXPENDITURES:

	FYE 22 ACTUAL	FYE 23 ORIGINAL	FYE 23 REVISED	FYE 24 PROPOSED	FYE 24 ADOPTED
Salaries & Benefits	\$ 64,985	\$ 77,316	\$ 77,316	\$ 44,679	\$ 44,679
Supplies & Materials	\$ -	\$ -	\$ -	\$ -	\$ -
Services & Maintenance	\$ -	\$ -	\$ -	\$ -	\$ -
Internal Services	\$ -	\$ -	\$ -	\$ -	\$ -
Capital Equipment	\$ -	\$ -	\$ -	\$ -	\$ -
Subtotal	<u>\$ 64,985</u>	<u>\$ 77,316</u>	<u>\$ 77,316</u>	<u>\$ 44,679</u>	<u>\$ 44,679</u>
Capital Projects	\$ -	\$ -	\$ -	\$ -	\$ -
Cost Allocation	\$ -	\$ -	\$ -	\$ -	\$ -
Debt Service	\$ -	\$ -	\$ -	\$ -	\$ -
Interfund Transfers	\$ -	\$ -	\$ -	\$ -	\$ -
Subtotal	<u>\$ -</u>	<u>\$ -</u>	<u>\$ -</u>	<u>\$ -</u>	<u>\$ -</u>
Division Total	<u><u>\$ 64,985</u></u>	<u><u>\$ 77,316</u></u>	<u><u>\$ 77,316</u></u>	<u><u>\$ 44,679</u></u>	<u><u>\$ 44,679</u></u>

DIVISION SUMMARY

032 – WATER RECLAMATION / CAPITAL PROJECTS

MISSION:

To perform capital projects funded by the Water Reclamation Fund.

DESCRIPTION:

See Capital Improvements Five Year Plan FYE 24 - FYE 28 for a detailed analysis of Water Reclamation Fund Capital Operations.

PERSONNEL:

	FYE 22 ACTUAL	FYE 23 ORIGINAL	FYE 23 REVISED	FYE 24 PROPOSED	FYE 24 ADOPTED
Full-time Positions	0	0	0	0	0
Part-time Positions	0	0	0	0	0
Total Budgeted Positions	0	0	0	0	0

EXPENDITURES:

	FYE 22 ACTUAL	FYE 23 ORIGINAL	FYE 23 REVISED	FYE 24 PROPOSED	FYE 24 ADOPTED
Salaries & Benefits	\$ -	\$ -	\$ -	\$ -	\$ -
Supplies & Materials	\$ -	\$ -	\$ -	\$ -	\$ -
Services & Maintenance	\$ -	\$ -	\$ -	\$ -	\$ -
Internal Services	\$ -	\$ -	\$ -	\$ -	\$ -
Capital Equipment	\$ -	\$ -	\$ -	\$ -	\$ -
Subtotal	\$ -	\$ -	\$ -	\$ -	\$ -
Capital Projects	\$ 3,418,436	\$ 3,334,025	\$ 9,971,405	\$ 1,325,000	\$ 1,325,000
Cost Allocation	\$ -	\$ -	\$ -	\$ -	\$ -
Debt Service	\$ -	\$ -	\$ -	\$ -	\$ -
Interfund Transfers	\$ -	\$ -	\$ -	\$ -	\$ -
Subtotal	\$ 3,418,436	\$ 3,334,025	\$ 9,971,405	\$ 1,325,000	\$ 1,325,000
Division Total	\$ 3,418,436	\$ 3,334,025	\$ 9,971,405	\$ 1,325,000	\$ 1,325,000

DIVISION SUMMARY

32930149 WATER RECLAMATION / DEBT SERVICE

MISSION:

To account for and monitor all the resources for and the payment of general long-term debt principal and interest.

DESCRIPTION:

An account established to record accumulation of resources for and the payment of general long-term debt principal and interest of the Water Reclamation Fund.

PERSONNEL:

	FYE 22 ACTUAL	FYE 23 ORIGINAL	FYE 23 REVISED	FYE 24 PROPOSED	FYE 24 ADOPTED
Full-time Positions	0	0	0	0	0
Part-time Positions	0	0	0	0	0
Total Budgeted Positions	<u>0</u>	<u>0</u>	<u>0</u>	<u>0</u>	<u>0</u>

EXPENDITURES:

	FYE 22 ACTUAL	FYE 23 ORIGINAL	FYE 23 REVISED	FYE 24 PROPOSED	FYE 24 ADOPTED
Salaries & Benefits	\$ -	\$ -	\$ -	\$ -	\$ -
Supplies & Materials	\$ -	\$ -	\$ -	\$ -	\$ -
Services & Maintenance	\$ -	\$ -	\$ -	\$ -	\$ -
Internal Services	\$ -	\$ -	\$ -	\$ -	\$ -
Capital Equipment	\$ -	\$ -	\$ -	\$ -	\$ -
Subtotal	<u>\$ -</u>	<u>\$ -</u>	<u>\$ -</u>	<u>\$ -</u>	<u>\$ -</u>
Capital Projects	\$ -	\$ -	\$ -	\$ -	\$ -
Cost Allocation	\$ -	\$ -	\$ -	\$ -	\$ -
Debt Service	\$ 2,246,898	\$ 2,257,294	\$ 2,257,294	\$ 2,257,294	\$ 2,257,294
Interfund Transfers	\$ -	\$ -	\$ -	\$ -	\$ -
Subtotal	<u>\$ 2,246,898</u>	<u>\$ 2,257,294</u>	<u>\$ 2,257,294</u>	<u>\$ 2,257,294</u>	<u>\$ 2,257,294</u>
Division Total	<u><u>\$ 2,246,898</u></u>	<u><u>\$ 2,257,294</u></u>	<u><u>\$ 2,257,294</u></u>	<u><u>\$ 2,257,294</u></u>	<u><u>\$ 2,257,294</u></u>

FUND SUMMARY

TOTAL SEWER MAINTENANCE FUND (321)

MISSION:

The Sewer Line Maintenance Division is responsible for safely transporting wastewater from the community and commerce to the water reclamation facility. The wastewater collection system is maintained in such condition as to minimize service disruption, household backup or overflows into the environment. Public health and safety are the primary focus of this Division along with employee safety and development.

DESCRIPTION:

In FYE 15, the Sewer Line Maintenance Division was transferred to the Water Reclamation Fund.

PERSONNEL:

	FYE 22 ACTUAL	FYE 23 ORIGINAL	FYE 23 REVISED	FYE 24 PROPOSED	FYE 24 ADOPTED
Full-time Positions	1	1	1	1	1
Part-time Positions	0	0	0	0	0
Total Budgeted Positions	1	1	1	1	1

EXPENDITURES:

	FYE 22 ACTUAL	FYE 23 ORIGINAL	FYE 23 REVISED	FYE 24 PROPOSED	FYE 24 ADOPTED
Salaries & Benefits	\$ 73,821	\$ 76,975	\$ 76,975	\$ 91,883	\$ 91,883
Supplies & Materials	\$ 1,906	\$ 2,766	\$ 2,766	\$ 3,082	\$ 3,082
Services & Maintenance	\$ 3,140	\$ 4,775	\$ 4,775	\$ 4,725	\$ 4,725
Internal Services	\$ -	\$ 868	\$ 868	\$ 1,031	\$ 1,031
Capital Equipment	\$ -	\$ -	\$ -	\$ -	\$ -
Subtotal	<u>\$ 78,867</u>	<u>\$ 85,384</u>	<u>\$ 85,384</u>	<u>\$ 100,721</u>	<u>\$ 100,721</u>
Capital Projects	\$ 1,421,783	\$ 2,480,000	\$ 15,112,596	\$ 2,800,000	\$ 2,800,000
Cost Allocation	\$ -	\$ -	\$ -	\$ -	\$ -
Debt Service	\$ -	\$ -	\$ -	\$ -	\$ -
Interfund Transfers	\$ 45,000	\$ -	\$ -	\$ -	\$ -
Audit Adjust/Encumbrances	\$ -	\$ -	\$ -	\$ -	\$ -
Subtotal	<u>\$ 1,466,783</u>	<u>\$ 2,480,000</u>	<u>\$ 15,112,596</u>	<u>\$ 2,800,000</u>	<u>\$ 2,800,000</u>
Fund Total	<u><u>\$ 1,545,650</u></u>	<u><u>\$ 2,565,384</u></u>	<u><u>\$ 15,197,980</u></u>	<u><u>\$ 2,900,721</u></u>	<u><u>\$ 2,900,721</u></u>

DIVISION SUMMARY

32155253 UTILITIES INSPECTION

MISSION:

Provide quality control for the City of Norman's Water and Water Reclamation Capital Improvements Program while considering the best interest of the City of Norman, its citizens and the contractors performing the work.

DESCRIPTION:

Responsible for inspecting all stages of construction to identify problems and to ensure compliance with federal and state laws, City specifications, codes and regulations. Prepare necessary reports and maintain a daily log of construction activities. Advise and confer with citizens, contractors, engineers and City personnel concerning requirements, standards and/or changes that may be necessary for compliance with construction codes, specifications and regulations.

PERSONNEL:

	FYE 22 ACTUAL	FYE 23 ORIGINAL	FYE 23 REVISED	FYE 24 PROPOSED	FYE 24 ADOPTED
Full-time Positions	1	1	1	1	1
Part-time Positions	0	0	0	0	0
Total Budgeted Positions	<u>1</u>	<u>1</u>	<u>1</u>	<u>1</u>	<u>1</u>

EXPENDITURES:

	FYE 22 ACTUAL	FYE 23 ORIGINAL	FYE 23 REVISED	FYE 24 PROPOSED	FYE 24 ADOPTED
Salaries & Benefits	\$ 73,821	\$ 76,975	\$ 76,975	\$ 91,883	\$ 91,883
Supplies & Materials	\$ 1,906	\$ 2,766	\$ 2,766	\$ 3,082	\$ 3,082
Services & Maintenance	\$ 3,140	\$ 4,775	\$ 4,775	\$ 4,725	\$ 4,725
Internal Services	\$ -	\$ 868	\$ 868	\$ 1,031	\$ 1,031
Capital Equipment	\$ -	\$ -	\$ -	\$ -	\$ -
Subtotal	<u>\$ 78,867</u>	<u>\$ 85,384</u>	<u>\$ 85,384</u>	<u>\$ 100,721</u>	<u>\$ 100,721</u>
Capital Projects	\$ -	\$ -	\$ -	\$ -	\$ -
Cost Allocation	\$ -	\$ -	\$ -	\$ -	\$ -
Debt Service	\$ -	\$ -	\$ -	\$ -	\$ -
Interfund Transfers	\$ -	\$ -	\$ -	\$ -	\$ -
Subtotal	<u>\$ -</u>	<u>\$ -</u>	<u>\$ -</u>	<u>\$ -</u>	<u>\$ -</u>
Division Total	<u><u>\$ 78,867</u></u>	<u><u>\$ 85,384</u></u>	<u><u>\$ 85,384</u></u>	<u><u>\$ 100,721</u></u>	<u><u>\$ 100,721</u></u>

DIVISION SERVICE EFFORTS AND ACCOMPLISHMENTS

SEWER MAINTENANCE FUND / UTILITIES INSPECTION

GOALS:

- To ensure all work is performed and completed in accordance with City of Norman standards and specifications.
- To provide the City of Norman with an efficient and effective water and wastewater distribution system.
- Improve method of informing citizens of pending construction.

OBJECTIVES:

- Maintain accurate log of daily activity and construction progress. Daily reports for each project.
- Maintain capital project photo library and as-built plans.
- Attend seminars and educational classes to improve knowledge of water and wastewater operation.
- Update and modify City of Norman standards details as necessary.
- Test newly installed water/wastewater utilities.
- Assist other departments as needed.

PERFORMANCE MEASUREMENTS - RESULTS REPORT:

	FYE 21 ACTUAL	FYE 22 ACTUAL	FYE 23 PLAN	FYE 24 ESTIMATE	FYE 24 PROJECTED
PERFORMANCE INDICATORS:					
Inspect all active projects once a day – 90% of the time	99%	100%	90%	97%	95%
Respond to public requests for information within 4 working hours – 90% of the time	100%	100%	90%	95%	90%

DIVISION SUMMARY

321- SEWER MAINTENANCE FUND / CAPITAL PROJECTS

MISSION:

To account for capital projects funded by the Sewer Line Maintenance Fund.

DESCRIPTION:

See Capital Improvements Five-Year Plan FYE 24 – FYE 28 for a detailed analysis of Sewer Line Maintenance Fund capital operations.

PERSONNEL:

	FYE 22 ACTUAL	FYE 23 ORIGINAL	FYE 23 REVISED	FYE 24 PROPOSED	FYE 24 ADOPTED
Full-time Positions	0	0	0	0	0
Part-time Positions	0	0	0	0	0
Total Budgeted Positions	<u>0</u>	<u>0</u>	<u>0</u>	<u>0</u>	<u>0</u>

EXPENDITURES:

	FYE 22 ACTUAL	FYE 23 ORIGINAL	FYE 23 REVISED	FYE 24 PROPOSED	FYE 24 ADOPTED
Salaries & Benefits	\$ -	\$ -	\$ -	\$ -	\$ -
Supplies & Materials	\$ -	\$ -	\$ -	\$ -	\$ -
Services & Maintenance	\$ -	\$ -	\$ -	\$ -	\$ -
Internal Services	\$ -	\$ -	\$ -	\$ -	\$ -
Capital Equipment	\$ -	\$ -	\$ -	\$ -	\$ -
Subtotal	<u>\$ -</u>	<u>\$ -</u>	<u>\$ -</u>	<u>\$ -</u>	<u>\$ -</u>
Capital Projects	\$ 1,421,783	\$ 2,480,000	\$ 15,112,596	\$ 2,800,000	\$ 2,800,000
Cost Allocation	\$ -	\$ -	\$ -	\$ -	\$ -
Debt Service	\$ -	\$ -	\$ -	\$ -	\$ -
Interfund Transfers	\$ -	\$ -	\$ -	\$ -	\$ -
Subtotal	<u>\$ 1,421,783</u>	<u>\$ 2,480,000</u>	<u>\$ 15,112,596</u>	<u>\$ 2,800,000</u>	<u>\$ 2,800,000</u>
Division Total	<u>\$ 1,421,783</u>	<u>\$ 2,480,000</u>	<u>\$ 15,112,596</u>	<u>\$ 2,800,000</u>	<u>\$ 2,800,000</u>

FUND SUMMARY

TOTAL NEW DEVELOPMENT EXCISE FUND (322)

MISSION:

To account for and monitor capital projects and debt service associated with the imposition of the City's Water Reclamation System New Development Excise Tax.

DESCRIPTION:

Effective October 1, 2001, a Wastewater System New Development Excise Tax was levied and collected on new development to be served by the City's Water Reclamation System.

PERSONNEL:

	FYE 22 ACTUAL	FYE 23 ORIGINAL	FYE 23 REVISED	FYE 24 PROPOSED	FYE 24 ADOPTED
Full-time Positions	0	0	0	0	0
Part-time Positions	0	0	0	0	0
Total Budgeted Positions	<u>0</u>	<u>0</u>	<u>0</u>	<u>0</u>	<u>0</u>

EXPENDITURES:

	FYE 22 ACTUAL	FYE 23 ORIGINAL	FYE 23 REVISED	FYE 24 PROPOSED	FYE 24 ADOPTED
Salaries & Benefits	\$ -	\$ -	\$ -	\$ -	\$ -
Supplies & Materials	\$ -	\$ -	\$ -	\$ -	\$ -
Services & Maintenance	\$ -	\$ -	\$ -	\$ -	\$ -
Internal Services	\$ -	\$ -	\$ -	\$ -	\$ -
Capital Equipment	\$ -	\$ -	\$ -	\$ -	\$ -
Subtotal	<u>\$ -</u>	<u>\$ -</u>	<u>\$ -</u>	<u>\$ -</u>	<u>\$ -</u>
Capital Projects	\$ 30,000	\$ 840,000	\$ 1,678,400	\$ 2,000,000	\$ 2,000,000
Cost Allocations	\$ -	\$ -	\$ -	\$ -	\$ -
Debt Service	\$ 1,898,888	\$ 1,903,141	\$ 1,903,141	\$ 1,903,141	\$ 1,903,141
Interfund Transfers	\$ -	\$ -	\$ -	\$ -	\$ -
Audit Adjust/Encumbrances	\$ -	\$ -	\$ -	\$ -	\$ -
Subtotal	<u>\$ 1,928,888</u>	<u>\$ 2,743,141</u>	<u>\$ 3,581,541</u>	<u>\$ 3,903,141</u>	<u>\$ 3,903,141</u>
Fund Total	<u><u>\$ 1,928,888</u></u>	<u><u>\$ 2,743,141</u></u>	<u><u>\$ 3,581,541</u></u>	<u><u>\$ 3,903,141</u></u>	<u><u>\$ 3,903,141</u></u>

FUND SUMMARY

TOTAL WATER FUND (31)

MISSION:

Providing quality utility service to our customers in the most efficient and professional manner possible.

DESCRIPTION:

To manage, account for and administer the water system for the City of Norman.

PERSONNEL:

	FYE 22 ACTUAL	FYE 23 ORIGINAL	FYE 23 REVISED	FYE 24 PROPOSED	FYE 24 ADOPTED
Full-time Positions	51	60	60	60	60
Part-time Positions	<u>1</u>	<u>1</u>	<u>1</u>	<u>1</u>	<u>1</u>
Total Budgeted Positions	52	61	61	61	61

EXPENDITURES:

	FYE 22 ACTUAL	FYE 23 ORIGINAL	FYE 23 REVISED	FYE 24 PROPOSED	FYE 24 ADOPTED
Salaries & Benefits	\$ 4,287,452	\$ 4,669,677	\$ 4,669,677	\$ 5,069,774	\$ 5,069,774
Supplies & Materials	\$ 2,891,455	\$ 3,134,440	\$ 3,135,440	\$ 3,352,012	\$ 3,352,012
Services & Maintenance	\$ 2,336,799	\$ 3,063,108	\$ 3,047,108	\$ 3,358,167	\$ 3,374,667
Internal Services	\$ 206,449	\$ 263,504	\$ 263,504	\$ 401,240	\$ 401,240
Capital Equipment	\$ 382,974	\$ 247,679	\$ 262,679	\$ 351,175	\$ 351,175
Subtotal	<u>\$ 10,105,129</u>	<u>\$ 11,378,408</u>	<u>\$ 11,378,408</u>	<u>\$ 12,532,368</u>	<u>\$ 12,548,868</u>
Capital Projects	\$ 8,876,648	\$ 3,950,400	\$ 49,251,750	\$ 8,112,000	\$ 8,112,000
Cost Allocations	\$ 2,003,784	\$ 1,861,667	\$ 1,861,667	\$ 2,187,651	\$ 2,187,651
Debt Service	\$ 5,395,430	\$ 5,474,455	\$ 5,474,455	\$ 5,611,585	\$ 5,611,585
Interfund Transfers	\$ 1,146,952	\$ 1,111,800	\$ 1,111,800	\$ 1,126,436	\$ 1,126,436
Audit Adjust/Encumbrances	\$ (2,929,267)	\$ -	\$ -	\$ -	\$ -
Subtotal	<u>\$ 14,493,547</u>	<u>\$ 12,398,322</u>	<u>\$ 57,699,672</u>	<u>\$ 17,037,672</u>	<u>\$ 17,037,672</u>
Fund Total	<u>\$ 24,598,676</u>	<u>\$ 23,776,730</u>	<u>\$ 69,078,080</u>	<u>\$ 29,570,040</u>	<u>\$ 29,586,540</u>

* Council amendments to the proposed budget can be found on the Division Summary pages and by fund in the Financial Summaries section of the Budget document.

DIVISION SUMMARY

31955330 WATER / UTILITIES DEPARTMENT ADMINISTRATION

MISSION:

Providing environmentally sound, efficient utility service to our customers in a professional, safe manner at sustainable rates.

DESCRIPTION:

To manage, account for and administer the water system, water reclamation system and sanitation services for the City of Norman.

PERSONNEL:

	FYE 22 ACTUAL	FYE 23 ORIGINAL	FYE 23 REVISED	FYE 24 PROPOSED	FYE 24 ADOPTED
Full-time Positions	5	5	5	5	5
Part-time Positions	0	0	0	0	0
Total Budgeted Positions	5	5	5	5	5

EXPENDITURES:

	FYE 22 ACTUAL	FYE 23 ORIGINAL	FYE 23 REVISED	FYE 24 PROPOSED	FYE 24 ADOPTED
Salaries & Benefits	\$ 685,495	\$ 703,402	\$ 703,402	\$ 812,404	\$ 812,404
Supplies & Materials	\$ 2,483	\$ 2,601	\$ 3,601	\$ 3,387	\$ 3,387
Services & Maintenance	\$ 51,703	\$ 71,488	\$ 70,488	\$ 77,627	\$ 77,627
Internal Services	\$ 16,375	\$ 18,528	\$ 18,528	\$ 24,203	\$ 24,203
Capital Equipment	\$ -	\$ 32,179	\$ 32,179	\$ -	\$ -
Subtotal	\$ 756,056	\$ 828,198	\$ 828,198	\$ 917,621	\$ 917,621
Capital Projects	\$ -	\$ -	\$ -	\$ -	\$ -
Cost Allocation	\$ 198,081	\$ 213,964	\$ 213,964	\$ 200,776	\$ 200,776
Debt Service	\$ -	\$ -	\$ -	\$ -	\$ -
Interfund Transfers	\$ 1,146,952	\$ 1,111,800	\$ 1,111,800	\$ 1,126,436	\$ 1,126,436
Subtotal	\$ 1,345,033	\$ 1,325,764	\$ 1,325,764	\$ 1,327,212	\$ 1,327,212
Division Total	\$ 2,101,089	\$ 2,153,962	\$ 2,153,962	\$ 2,244,833	\$ 2,244,833

Note: See Total Utilities Department Administration for Goals, Objectives and Performance Indicators.

DIVISION SUMMARY

31950510 WATER / ENGINEERING

MISSION:

To provide quality utility service to our customers in the most efficient and professional manner possible.

DESCRIPTION:

In previous years, an Interfund transfer from the Water Fund to the General Fund was made for 25% of the salary and benefits of a Development Engineer in the Public Works Department. Beginning FYE 12, this cost is directly charged to this Water division.

PERSONNEL:

	FYE 22 ACTUAL	FYE 23 ORIGINAL	FYE 23 REVISED	FYE 24 PROPOSED	FYE 24 ADOPTED
Full-time Positions	0	0	0	0	0
Part-time Positions	0	0	0	0	0
Total Budgeted Positions	0	0	0	0	0

EXPENDITURES:

	FYE 22 ACTUAL	FYE 23 ORIGINAL	FYE 23 REVISED	FYE 24 PROPOSED	FYE 24 ADOPTED
Salaries & Benefits	\$ 40,173	\$ 41,073	\$ 41,073	\$ 45,127	\$ 45,127
Supplies & Materials	\$ -	\$ -	\$ -	\$ -	\$ -
Services & Maintenance	\$ -	\$ -	\$ -	\$ -	\$ -
Internal Services	\$ -	\$ -	\$ -	\$ -	\$ -
Capital Equipment	\$ -	\$ -	\$ -	\$ -	\$ -
Subtotal	\$ 40,173	\$ 41,073	\$ 41,073	\$ 45,127	\$ 45,127
Capital Projects	\$ -	\$ -	\$ -	\$ -	\$ -
Cost Allocation	\$ -	\$ -	\$ -	\$ -	\$ -
Debt Service	\$ -	\$ -	\$ -	\$ -	\$ -
Interfund Transfers	\$ -	\$ -	\$ -	\$ -	\$ -
Subtotal	\$ -	\$ -	\$ -	\$ -	\$ -
Division Total	\$ 40,173	\$ 41,073	\$ 41,073	\$ 45,127	\$ 45,127

DIVISION SUMMARY

31955233 WATER / UTILITIES MODELING

MISSION:

To maintain accurate and complete GIS information relating to the City's water and wastewater assets and make that information available to support utility planning operations; to facilitate the operation of water and wastewater models to assist in determining the impact of rehabilitation and new development on the City's utility infrastructure.

DESCRIPTION:

The division provides geographic data, analyses, and services to support the Department of utilities. The division serves as technical support to City applications that consume utility data, and assists in the integration of resources requiring a geographic component. The division also supports the reporting of utility asset information as required for regulatory compliance.

PERSONNEL:

	FYE 22 ACTUAL	FYE 23 ORIGINAL	FYE 23 REVISED	FYE 24 PROPOSED	FYE 24 ADOPTED
Full-time Positions	2	2	2	2	2
Part-time Positions	0	0	0	0	0
Total Budgeted Positions	2	2	2	2	2

EXPENDITURES:

	FYE 22 ACTUAL	FYE 23 ORIGINAL	FYE 23 REVISED	FYE 24 PROPOSED	FYE 24 ADOPTED
Salaries & Benefits	\$ 87,678	\$ 89,466	\$ 89,466	\$ 102,180	\$ 102,180
Supplies & Materials	\$ 135	\$ 1,375	\$ 1,375	\$ 1,375	\$ 1,375
Services & Maintenance	\$ 3,482	\$ 6,175	\$ 6,175	\$ 6,175	\$ 6,175
Internal Services	\$ -	\$ -	\$ -	\$ -	\$ -
Capital Equipment	\$ 3,350	\$ -	\$ -	\$ 3,500	\$ 3,500
Subtotal	\$ 94,645	\$ 97,016	\$ 97,016	\$ 113,230	\$ 113,230
Capital Projects	\$ -	\$ -	\$ -	\$ -	\$ -
Cost Allocation	\$ -	\$ -	\$ -	\$ -	\$ -
Debt Service	\$ -	\$ -	\$ -	\$ -	\$ -
Interfund Transfers	\$ -	\$ -	\$ -	\$ -	\$ -
Subtotal	\$ -	\$ -	\$ -	\$ -	\$ -
Division Total	\$ 94,645	\$ 97,016	\$ 97,016	\$ 113,230	\$ 113,230

*Beginning FYE 08, Salary split between Water and Water Reclamation Funds.

DIVISION SERVICE EFFORTS AND ACCOMPLISHMENTS

WATER / UTILITIES MODELING

GOALS:

- To maintain accurate and complete records of City's utility infrastructure to support planning and operations.
- To respond swiftly and courteously to requests for information and provide quality service.
- To promote integration among databases having a geographic component to improve the city's reporting and planning capacity.
- To improve access to GIS data for various utility divisions and maximize use.

OBJECTIVES:

- Produce appropriate informational maps and reports as interactive web mapping applications.
- Maintain water and wastewater datasets as current information.
- Reduce the time it takes to integrate utility improvements into the GIS database.
- Provide GIS configuration and asset maintenance support to the City software applications including; Tyler EAM, Advanced CIS Infinity, and CityView.
- Work with field personnel to improve the accuracy and completeness of GIS databases using GPS data collection.
- Facilitate operation of water wastewater modeling programs.
- Provide support to facilitate the integration of databases, to reduce duplication of effort, and promote efficiency.

PERFORMANCE MEASUREMENTS – RESULTS REPORT:

	FYE 21 ACTUAL	FYE 22 ACTUAL	FYE 23 PLAN	FYE 23 ESTIMATE	FYE 24 PROJECTED
PERFORMANCE INDICATORS:					
Complete all custom requests for data within 1 week or by specified deadline	100%	100%	90%	100%	90%
Complete map requests within 2 days or by specified deadline	100%	100%	99%	99%	99%
Update five water or sewer utility as-builts or incorporate 100 GPS points into the GIS database per month, depending on source availability	100%	100%	99%	99%	99%
Provide data and support to facilitate water and wastewater modeling efforts by specified deadline	100%	100%	99%	99%	99%
Provide technical support to assist Utilities Department staff in the completion of reporting for regulatory compliance by required deadlines	n/a	100%	99%	99%	99%

Notes to Results Report:

GIS – Geographic Information Systems

DIVISION SUMMARY

31955350 WATER / LINE MAINTENANCE ADMINISTRATION

MISSION:

The mission of the Line Maintenance division is to manage the daily operation and maintenance of the water distribution and wastewater collection systems in such a manner that reliable, effective and efficient service is provided to the citizenry of Norman.

DESCRIPTION:

Utility Line Maintenance Administration manages two sections, Water Line Maintenance and Sewer Line Maintenance, along with capital projects relating to the construction/rehabilitation of the water and collection systems. The administrative staff oversees all expenditures related to the division and follows, local, state and federal reporting procedures. All division employees including the administrative technicians are licensed by the Oklahoma Department of Environmental Quality (ODEQ). Administrative staff administers the required ODEQ training for staff members to ensure that necessary skills are obtained to safeguard public health and safety.

PERSONNEL:

	FYE 22 ACTUAL	FYE 23 ORIGINAL	FYE 23 REVISED	FYE 24 PROPOSED	FYE 24 ADOPTED
Full-time Positions	3	3	3	3	3
Part-time Positions	0	0	0	0	0
Total Budgeted Positions	3	3	3	3	3

EXPENDITURES:

	FYE 22 ACTUAL	FYE 23 ORIGINAL	FYE 23 REVISED	FYE 24 PROPOSED	FYE 24 ADOPTED
Salaries & Benefits	\$ 372,448	\$ 262,785	\$ 262,785	\$ 280,787	\$ 280,787
Supplies & Materials	\$ 7,703	\$ 2,304	\$ 2,304	\$ 4,093	\$ 4,093
Services & Maintenance	\$ 89,372	\$ 98,195	\$ 98,195	\$ 82,477	\$ 82,477
Internal Services	\$ 3,766	\$ 4,140	\$ 4,140	\$ 6,515	\$ 6,515
Capital Equipment	\$ -	\$ -	\$ -	\$ -	\$ -
Subtotal	<u>\$ 473,289</u>	<u>\$ 367,424</u>	<u>\$ 367,424</u>	<u>\$ 373,872</u>	<u>\$ 373,872</u>
Capital Projects	\$ -	\$ -	\$ -	\$ -	\$ -
Cost Allocation	\$ 118,232	\$ 128,378	\$ 128,378	\$ 120,467	\$ 120,467
Debt Service	\$ -	\$ -	\$ -	\$ -	\$ -
Interfund Transfers	\$ -	\$ -	\$ -	\$ -	\$ -
Subtotal	<u>\$ 118,232</u>	<u>\$ 128,378</u>	<u>\$ 128,378</u>	<u>\$ 120,467</u>	<u>\$ 120,467</u>
Division Total	<u><u>\$ 591,521</u></u>	<u><u>\$ 495,802</u></u>	<u><u>\$ 495,802</u></u>	<u><u>\$ 494,339</u></u>	<u><u>\$ 494,339</u></u>

DIVISION SERVICE EFFORTS AND ACCOMPLISHMENTS

WATER / LINE MAINTENANCE ADMINISTRATION

GOALS:

- Manage the water and sewer maintenance sections in such a manner as to provide optimum services to the citizens of Norman.
 - Arrange for annual training of all Division personnel to ensure compliance with State of Oklahoma licensing procedures and statutes.
 - Adhere to state and federal guidelines for data collection and reporting.
 - Prepare voluntary CMOM (Capacity, Management, Operation and Maintenance) report for the sewer system of the City of Norman for the Utilities Director.
 - Process all Division-received invoices same day of receipt.
 - Complete capital projects within the fiscal year.
 - Manage the history of maintenance, repairs, and customer service requests utilizing the Munis asset management program.
 - Continue to place a great emphasis on the proper management of its water and sewer system.
-

OBJECTIVES:

- Provide adequate training for all personnel.
 - Provide efficient and effective assistance to citizens in resolving requests.
 - Submit regulatory compliance data to state and federal agencies with rule-specific guidelines.
 - Process all invoices when received to meet payment authorization schedule.
 - Maintain an organized project meeting schedule to review the status of all Line Maintenance Division capital projects.
 - Process all daily work report data utilizing work order system through the Munis program.
 - Reduce lost time due to injuries through monthly safety training meetings.
-

PERFORMANCE MEASUREMENTS - RESULTS REPORT:

	FYE 21 ACTUAL	FYE 22 ACTUAL	FYE 23 PLAN	FYE 24 ESTIMATE	FYE 24 PROJECTED
PERFORMANCE INDICATORS:					
Average number of water and sewer service requests completed per day	20	21	25	23	25
% of state and federal regulatory compliance reports mailed within rule specific guidelines	100%	100%	100%	100%	100%
% of employees certified by ODEQ	100%	100%	100%	100%	100%
% of ODEQ training hours completed	100%	100%	100%	100%	100%
Annual safety training hours	12	12	12	12	12
On the job injuries	0	4	0	6	0
Total annual cross training hours	n/a	n/a	200	350	350
% of daily work reports entered into Munis database system for asset tracking within 3 days	85%	90%	90%	90%	90%

Notes to Results Report:

ODEQ – Oklahoma Department of Environmental Quality
 CMOM-Capacity, Management, Operation and Maintenance

DIVISION SUMMARY

31955251 WATER / LINE MAINTENANCE

MISSION:

The mission of the Water Section of the Line Maintenance Division is to transport clean drinking water from point sources within the distribution system to public and private users, and help provide accurate and efficient billing services for the City of Norman utility customers. The water distribution system is to be maintained in such a manner that the drinking water is safe and that adequate fire suppression supply and storage is available at all times. Public health and safety are the primary focus of this section along with employee safety and development.

DESCRIPTION:

The Water Line Maintenance Division is responsible for reading water meters and maintaining approximately 634.2 miles of water lines, 6,604 fire hydrants, and 13,035 line valves, along with five water storage towers. New water meter services, as well as maintenance on over 40,854 existing water meters, are provided by Section staff. Personnel are on duty from 8am to 5pm, Monday - Friday, with all personnel subject to emergency callback 24/7 to ensure public health and safety.

PERSONNEL:

	FYE 22 ACTUAL	FYE 23 ORIGINAL	FYE 23 REVISED	FYE 24 PROPOSED	FYE 24 ADOPTED
Full-time Positions	25	35	35	35	35
Part-time Positions	0	0	0	0	0
Total Budgeted Positions	<u>25</u>	<u>35</u>	<u>35</u>	<u>35</u>	<u>35</u>

EXPENDITURES:

	FYE 22 ACTUAL	FYE 23 ORIGINAL	FYE 23 REVISED	FYE 24 PROPOSED	FYE 24 ADOPTED
Salaries & Benefits	\$ 1,841,653	\$ 2,200,619	\$ 2,200,619	\$ 2,422,058	\$ 2,422,058
Supplies & Materials	\$ 469,179	\$ 524,740	\$ 524,740	\$ 584,673	\$ 584,673
Services & Maintenance	\$ 46,288	\$ 80,171	\$ 80,171	\$ 105,401	\$ 105,401
Internal Services	\$ 145,352	\$ 192,734	\$ 192,734	\$ 307,714	\$ 307,714
Capital Equipment	\$ 251,312	\$ 205,300	\$ 205,300	\$ 248,175	\$ 248,175
Subtotal	<u>\$ 2,753,784</u>	<u>\$ 3,203,564</u>	<u>\$ 3,203,564</u>	<u>\$ 3,668,021</u>	<u>\$ 3,668,021</u>
Capital Projects	\$ -	\$ -	\$ -	\$ -	\$ -
Cost Allocation	\$ 988,847	\$ 690,994	\$ 690,994	\$ 1,004,273	\$ 1,004,273
Debt Service	\$ -	\$ -	\$ -	\$ -	\$ -
Interfund Transfers	\$ -	\$ -	\$ -	\$ -	\$ -
Subtotal	<u>\$ 988,847</u>	<u>\$ 690,994</u>	<u>\$ 690,994</u>	<u>\$ 1,004,273</u>	<u>\$ 1,004,273</u>
Division Total	<u><u>\$ 3,742,631</u></u>	<u><u>\$ 3,894,558</u></u>	<u><u>\$ 3,894,558</u></u>	<u><u>\$ 4,672,294</u></u>	<u><u>\$ 4,672,294</u></u>

DIVISION SERVICE EFFORTS AND ACCOMPLISHMENTS

WATER / LINE MAINTENANCE

GOALS:

- Maintain an infrastructure capable of transporting an adequate supply of potable water for the purpose of consumption, irrigation and fire suppression.
- Maintain a level of service for new meter installations so as not to create unnecessary delays in construction or disruption in customer service.
- Locate underground water lines as part of the Oklahoma One-Call System, Inc. to protect the City's infrastructure.
- Maintain residential Automatic Meter Reading (AMR) water meter installation.
- Maintain a comprehensive valve and fire hydrant maintenance program.
- Provide a stable and safe working environment.
- Read meters in a timely and accurate manner.
- Maintain meter boxes in order to accurately read meters.
- Reduce errors and re-reads.

OBJECTIVES:

- Minimize disruptions in customer service, by effectively maintaining the water distribution system, water towers, and fire hydrants.
- Respond to customer service requests within 30 minutes during business hours.
- Install new meters and services in an efficient manner. (National benchmark is 15.6 hours per set; City of Norman is less than 12 hours).
- Respond to 95% of Oklahoma One-Call System, Inc. locate calls for contractors and citizens of Norman within 48 hours.
- Install AMR/AMI water meters.
- Reduce on-the-job injuries through safety and education.
- Replace 4,500 linear feet of ductile iron and cast iron pipe annually.

PERFORMANCE MEASUREMENTS - RESULTS REPORT:

	FYE 21 ACTUAL	FYE 22 ACTUAL	FYE 23 PLAN	FYE 23 ESTIMATE	FYE 24 PROJECTED
PERFORMANCE INDICATORS:					
Average repair time: water off to water on (in hours)	1.66	0.98	2.2	2	2.2
Number of AMR/AMI meters installed	0	0	0	10	10
Service calls completed	4,800	5,188	5,500	5,828	5,500
Number of locates completed	9,253	8,479	6,000	4,846	6,000
Number of valves exercised	2,251	2,203	2,000	3,228	2,000
On the job injuries	0.53	1	1	2	0
Fire hydrants maintained	1,212	1,340	1,500	1,600	1,500
Hours of safety training per yer/per employee	12	12	12	12	12
Feet of deteriorated water lines replaced due to age and/or undersize in urban area	2,358	1,819	3,500	5,800	3,500
Percentage of routes read on time (28-31 days)	75%	70%	70%	75%	70%
Meter reading error rate	25%	30%	5%	30%	25%
Average number of meters read per month		29,392	40,000	36,013	42,000
Percentage actual cutoffs to total	20%	16%	25%	29%	25%

Notes to Results Report: AMR – Automated Meter Reading; OJI – On-the-job Injury

DIVISION SUMMARY

31955331 WATER / TREATMENT PLANT ADMINISTRATION

MISSION:

The overall mission of the Water Treatment Division is to efficiently provide safe high quality potable water to the City of Norman. The function of the Administration Division of the Water Production Group is to provide administration and over-sight of the other three water production divisions: Water Treatment Plant, Water Wells and Water Laboratory.

DESCRIPTION:

The Administration Division facilitates the work of the other water production divisions by coordinating work efforts, filing required reports, ordering materials and parts, ensuring safety of the workplace and providing training.

PERSONNEL:

	FYE 22 ACTUAL	FYE 23 ORIGINAL	FYE 23 REVISED	FYE 24 PROPOSED	FYE 24 ADOPTED
Full-time Positions	4	3	3	3	3
Part-time Positions	0	0	0	0	0
Total Budgeted Positions	4	3	3	3	3

EXPENDITURES:

	FYE 22 ACTUAL	FYE 23 ORIGINAL	FYE 23 REVISED	FYE 24 PROPOSED	FYE 24 ADOPTED
Salaries & Benefits	\$ 303,039	\$ 314,381	\$ 314,381	\$ 339,540	\$ 339,540
Supplies & Materials	\$ 4,952	\$ 8,835	\$ 8,835	\$ 6,633	\$ 6,633
Services & Maintenance	\$ 55,371	\$ 58,136	\$ 58,136	\$ 60,256	\$ 60,256
Internal Services	\$ 35,618	\$ 40,330	\$ 40,330	\$ 51,762	\$ 51,762
Capital Equipment	\$ 599	\$ 2,000	\$ 2,000	\$ 2,500	\$ 2,500
Subtotal	<u>\$ 399,579</u>	<u>\$ 423,682</u>	<u>\$ 423,682</u>	<u>\$ 460,691</u>	<u>\$ 460,691</u>
Capital Projects	\$ -	\$ -	\$ -	\$ -	\$ -
Cost Allocation	\$ 698,624	\$ 828,331	\$ 828,331	\$ 862,135	\$ 862,135
Debt Service	\$ -	\$ -	\$ -	\$ -	\$ -
Interfund Transfers	\$ -	\$ -	\$ -	\$ -	\$ -
Subtotal	<u>\$ 698,624</u>	<u>\$ 828,331</u>	<u>\$ 828,331</u>	<u>\$ 862,135</u>	<u>\$ 862,135</u>
Division Total	<u><u>\$ 1,098,203</u></u>	<u><u>\$ 1,252,013</u></u>	<u><u>\$ 1,252,013</u></u>	<u><u>\$ 1,322,826</u></u>	<u><u>\$ 1,322,826</u></u>

**DIVISION SERVICE EFFORTS
AND ACCOMPLISHMENTS**
WATER / TREATMENT PLANT ADMINISTRATION

GOALS:

- To ensure employee safety and work to maintain an effective training program.
 - Develop a public education program that includes: web based social media and public outreach at community events.
 - Minimize the cost of water while maintaining quality.
 - Develop interaction with staff on ideas to improve water treatment.
-

OBJECTIVES:

- Retain higher skilled workers and cross train workers.
 - Improve the energy efficiency of the facility.
 - Protect water levels and water quality in the ground water system.
 - Minimize the cost of water produced by the division.
-

PERFORMANCE MEASUREMENTS - RESULTS REPORT:

	FYE 21 ACTUAL	FYE 22 ACTUAL	FYE 23 PLAN	FYE 23 ESTIMATE	FYE 24 PROJECTED
PERFORMANCE INDICATORS:					
Safety training	34*	70	70	70	70
OJI	-	0	0	0	0
Tours	2*	18	12	12	10
Number of people on tours	2*	212	120	120	120
Job related training (personnel hours)	268	720	400	400	400
Cross training (personnel hours)	0	40	60	25	60
Million gallons of Well Water Produced	905**	1,260	1,430	1,620	1,400

Notes to Results Report:

* No tours conducted due to COVID-19 pandemic

** Wells shut down during voluntary boil order

DIVISION SUMMARY

31955136 WATER / LABORATORY

MISSION:

- Efficiently provide and maintain a laboratory where Water Treatment Plant (WTP) staff can promptly and accurately analyze water samples for various chemical and bacterial constituents.
- Effectively communicate with WTP staff in an effort to meet all DEQ and EPA regulated constituents and reporting requirements.
- Support other divisions.
- Educate the community about water safety and quality.
- Address citizen complaints and concerns regarding water quality of private water wells and City of Norman water system.

DESCRIPTION:

- Monitor water quality testing and accept responsibility for this data on Monthly Operations Report to the Oklahoma Department of Environmental Quality (ODEQ).
- Maintain the State Certification for the Bacteriological Laboratory.
- Collect and arrange for the analysis of tap, well, and distribution system samples for bacterial and chemical contamination.
- Communicate with DEQ to coordinate sampling and data reporting.
- Analyze samples from other public water systems and the public for bacterial contamination.
- Assist the public with drinking water complaints and private well contamination questions.

PERSONNEL:

	FYE 22 ACTUAL	FYE 23 ORIGINAL	FYE 23 REVISED	FYE 24 PROPOSED	FYE 24 ADOPTED
Full-time Positions	2	2	2	2	2
Part-time Positions	1	1	1	1	1
Total Budgeted Positions	<u>3</u>	<u>3</u>	<u>3</u>	<u>3</u>	<u>3</u>

EXPENDITURES:

	FYE 22 ACTUAL	FYE 23 ORIGINAL	FYE 23 REVISED	FYE 24 PROPOSED	FYE 24 ADOPTED
Salaries & Benefits	\$ 135,168	\$ 175,247	\$ 175,247	\$ 190,455	\$ 190,455
Supplies & Materials	\$ 66,531	\$ 88,263	\$ 88,263	\$ 88,263	\$ 88,263
Services & Maintenance	\$ 107,065	\$ 105,395	\$ 105,395	\$ 117,395	\$ 117,395
Internal Services	\$ -	\$ 65	\$ 65	\$ 81	\$ 81
Capital Equipment	\$ -	\$ -	\$ -	\$ -	\$ -
Subtotal	<u>\$ 308,764</u>	<u>\$ 368,970</u>	<u>\$ 368,970</u>	<u>\$ 396,194</u>	<u>\$ 396,194</u>
Capital Projects	\$ -	\$ -	\$ -	\$ -	\$ -
Cost Allocation	\$ -	\$ -	\$ -	\$ -	\$ -
Debt Service	\$ -	\$ -	\$ -	\$ -	\$ -
Interfund Transfers	\$ -	\$ -	\$ -	\$ -	\$ -
Subtotal	<u>\$ -</u>	<u>\$ -</u>	<u>\$ -</u>	<u>\$ -</u>	<u>\$ -</u>
Division Total	<u><u>\$ 308,764</u></u>	<u><u>\$ 368,970</u></u>	<u><u>\$ 368,970</u></u>	<u><u>\$ 396,194</u></u>	<u><u>\$ 396,194</u></u>

DIVISION SERVICE EFFORTS AND ACCOMPLISHMENTS

WATER / LABORATORY

GOALS:

- Maintain certification from the DEQ for bacterial testing.
- Minimize the number of bacterial samples rejected due to lab error.
- Ensure the WTP and Well field meet all DEQ and EPA regulations for water quality, testing, monitoring and reporting.
- Respond to customer complaints and inquiries in a professional and timely manner.
- Maintain records of the Water Treatment testing for use by ODEQ, citizens, staff, and consultants for a minimum of 10 years.
- Maintain an organized schedule for completing all necessary sample collections and ensure staff understands all standard operating procedures to collect and carry out any analyses.

OBJECTIVES:

- Microbiology Laboratory will pass all performance tests and DEQ inspections.
- Collect all required samples, submit for analysis, and review data for accuracy.
- Submit all data to regulatory agencies within the allowed timeframe.
- Fully document all complaints, inquiries in writing and respond to each situation appropriately.
- Staff will read and understand all completed standard operating procedures, and create new procedures when they arise, as well as complete an annual Laboratory Assessment.

PERFORMANCE MEASUREMENTS – RESULTS REPORT:

	FYE 21 ACTUAL	FYE 22 ACTUAL	FYE 23 PLAN	FYE 23 ESTIMATE	FYE 24 PROJECTED
PERFORMANCE INDICATORS:					
Micro sample collection	100%	103%	100%	100%	100%
Data submitted	100%	100%	100%	100%	100%
Complaints responded to in person	100% **	51%	74%	70%	65%
Performance tests passed	32% *	100%	100%	100%	100%
Laboratory inspection deficiencies	0	4	0	0	0
Laboratory inspection corrective actions	0	4	0	0	0
Compliance Chemistry Well Sample Collection	99%	100%	100%	100%	100%
Percent of samples invalidated	11^	0.23%	0.27%	0.27%	0

Notes to Results Report:

WTP – Water Treatment Plant

^Based on old measurement of just straight number of samples rejected instead of percentage

**Bases on old measurement of all calls being addressed both virtually or physically

* Trouble with Most Probable Number (MPN) methods

DIVISION SUMMARY

31955234 WATER / TREATMENT PLANT

MISSION:

To provide for the safe, efficient and effective operation and maintenance of the Water Treatment Plant.

DESCRIPTION:

The Water Treatment Plant Division maintains the Water Treatment Plant, and operates both the Treatment Plant and water wells.

PERSONNEL:

	FYE 22 ACTUAL	FYE 23 ORIGINAL	FYE 23 REVISED	FYE 24 PROPOSED	FYE 24 ADOPTED
Full-time Positions	10	10	10	10	10
Part-time Positions	<u>0</u>	<u>0</u>	<u>0</u>	<u>0</u>	<u>0</u>
Total Budgeted Positions	<u>10</u>	<u>10</u>	<u>10</u>	<u>10</u>	<u>10</u>

EXPENDITURES:

	FYE 22 ACTUAL	FYE 23 ORIGINAL	FYE 23 REVISED	FYE 24 PROPOSED	FYE 24 ADOPTED
Salaries & Benefits	\$ 712,655	\$ 701,992	\$ 701,992	\$ 653,466	\$ 653,466
Supplies & Materials	\$ 2,255,861	\$ 2,416,111	\$ 2,416,111	\$ 2,552,370	\$ 2,552,370
Services & Maintenance	\$ 1,260,190	\$ 1,992,959	\$ 1,658,959	\$ 1,896,558	\$ 1,913,058 *
Internal Services	\$ 3,447	\$ 5,375	\$ 5,375	\$ 8,605	\$ 8,605
Capital Equipment	\$ 40,162	\$ 8,200	\$ 8,200	\$ 52,000	\$ 52,000
Subtotal	<u>\$ 4,272,315</u>	<u>\$ 5,124,637</u>	<u>\$ 4,790,637</u>	<u>\$ 5,162,999</u>	<u>\$ 5,179,499</u>
Capital Projects	\$ -	\$ -	\$ -	\$ -	\$ -
Cost Allocation	\$ -	\$ -	\$ -	\$ -	\$ -
Debt Service	\$ -	\$ -	\$ -	\$ -	\$ -
Interfund Transfers	\$ -	\$ -	\$ -	\$ -	\$ -
Subtotal	<u>\$ -</u>	<u>\$ -</u>	<u>\$ -</u>	<u>\$ -</u>	<u>\$ -</u>
Division Total	<u>\$ 4,272,315</u>	<u>\$ 5,124,637</u>	<u>\$ 4,790,637</u>	<u>\$ 5,162,999</u>	<u>\$ 5,179,499</u>

* Services & Maintenance allocations were increased by \$16,500 via Council amendment for solar generation administrative fees.

DIVISION SERVICE EFFORTS AND ACCOMPLISHMENTS

WATER / TREATMENT PLANT

GOALS:

- Maintain well grounds and quipment
- Meet all DEQ requirements for ground water

OBJECTIVES:

Meet all primary drinking water standards. Perform scheduled preventive maintenance. Continue to use Antero system to schedule work, document the nature of work, condition of the equipment and categorize the nature of the work (emergency or routine).

PERFORMANCE MEASUREMENTS – RESULTS REPORT:

	FYE 21 ACTUAL	FYE 22 ACTUAL	FYE 23 PLAN	FYE 23 ESTIMATE	FYE 24 PROJECTED
PERFORMANCE INDICATORS:					
Percentage of time tap turbidity was less than 0.1 NTU (quality)	88%	100%	100%	100%	100%
Percent of bacteriologically "Safe" compliance water samples	99.8%	99.5%	100%	100%	100%
Number of complaints on water quality or pressure	37	78	50	80	50
Water production, million gallons per day					
Average day	13.9	14.3	13.7	16.5	16.5
Maximum day	26	20.9	22	22.3	22
Percentage of Lake Thunderbird Allocation used during the Water Year (Oct-Sept)	90*%	100%	100%	100%	100%
Number of months more than 30.4 million gallons of water was purchased from Oklahoma City	4	1	0	1	0

Notes to Results Report:

*The division took more than 3 billion gallons of water from Lake Thunderbird. The water was taken through routine allocation and through Temporary Permit allowing the City to take water from the Flood Pool without exceeding the permitted allocation.

DIVISION SUMMARY

31930122 WATER / UTILITY SERVICES

MISSION:

To provide accurate and efficient billing services for the City of Norman utility customers; to be a customer advocate within City guidelines by providing modern, adaptable, quality focused customer support, responsive to the customers and their needs. The customer service area strives to educate customers regarding operating procedures, and to research and provide accurate and prompt information to requests made by citizens and intra-city departments.

DESCRIPTION:

In previous years an interfund transfer from the Water Fund to the General Fund was made for the salary and benefits of a Meter Reader, Meter Service Rep., and a Customer Service Rep. I in the Utility Services Division of the Finance Department. One-third of the total cost is charged here beginning in FYE 19. The other two-thirds are split between the Water and Water Reclamation Funds.

PERSONNEL:

	FYE 22 ACTUAL	FYE 23 ORIGINAL	FYE 23 REVISED	FYE 24 PROPOSED	FYE 24 ADOPTED
Full-time Positions	0	0	0	0	0
Part-time Positions	<u>0</u>	<u>0</u>	<u>0</u>	<u>0</u>	<u>0</u>
Total Budgeted Positions	<u>0</u>	<u>0</u>	<u>0</u>	<u>0</u>	<u>0</u>

EXPENDITURES:

	FYE 22 ACTUAL	FYE 23 ORIGINAL	FYE 23 REVISED	FYE 24 PROPOSED	FYE 24 ADOPTED
Salaries & Benefits	\$ 66,954	\$ 79,588	\$ 79,588	\$ 46,012	\$ 46,012
Supplies & Materials	\$ -	\$ -	\$ -	\$ -	\$ -
Services & Maintenance	\$ -	\$ -	\$ -	\$ -	\$ -
Internal Services	\$ -	\$ -	\$ -	\$ -	\$ -
Capital Equipment	\$ -	\$ -	\$ -	\$ -	\$ -
Subtotal	<u>\$ 66,954</u>	<u>\$ 79,588</u>	<u>\$ 79,588</u>	<u>\$ 46,012</u>	<u>\$ 46,012</u>
Capital Projects	\$ -	\$ -	\$ -	\$ -	\$ -
Cost Allocation	\$ -	\$ -	\$ -	\$ -	\$ -
Debt Service	\$ -	\$ -	\$ -	\$ -	\$ -
Interfund Transfers	\$ -	\$ -	\$ -	\$ -	\$ -
Subtotal	<u>\$ -</u>	<u>\$ -</u>	<u>\$ -</u>	<u>\$ -</u>	<u>\$ -</u>
Division Total	<u>\$ 66,954</u>	<u>\$ 79,588</u>	<u>\$ 79,588</u>	<u>\$ 46,012</u>	<u>\$ 46,012</u>

DIVISION SUMMARY

31955335 WATER / WATER WELLS

MISSION:

To ensure the City's water wells are available to the Plant Division in order to provide potable water to the citizens and visitors of Norman.

DESCRIPTION:

The Division maintains the City's water wells in good operating condition including mowing around wells and water towers.

PERSONNEL:

	FYE 22 ACTUAL	FYE 23 ORIGINAL	FYE 23 REVISED	FYE 24 PROPOSED	FYE 24 ADOPTED
Full-time Positions	0	0	0	0	0
Part-time Positions	0	0	0	0	0
Total Budgeted Positions	<u>0</u>	<u>0</u>	<u>0</u>	<u>0</u>	<u>0</u>

EXPENDITURES:

	FYE 22 ACTUAL	FYE 23 ORIGINAL	FYE 23 REVISED	FYE 24 PROPOSED	FYE 24 ADOPTED
Salaries & Benefits	\$ 96,469	\$ 101,124	\$ 101,124	\$ 177,745	\$ 177,745
Supplies & Materials	\$ 47,633	\$ 90,211	\$ 90,211	\$ 111,218	\$ 111,218
Services & Maintenance	\$ 649,283	\$ 650,589	\$ 969,589	\$ 1,012,278	\$ 1,012,278
Internal Services	\$ 1,891	\$ 2,332	\$ 2,332	\$ 2,360	\$ 2,360
Capital Equipment	\$ 33,113	\$ -	\$ 15,000	\$ 45,000	\$ 45,000
Subtotal	<u>\$ 828,389</u>	<u>\$ 844,256</u>	<u>\$ 1,178,256</u>	<u>\$ 1,348,601</u>	<u>\$ 1,348,601</u>
Capital Projects	\$ -	\$ -	\$ -	\$ -	\$ -
Cost Allocation	\$ -	\$ -	\$ -	\$ -	\$ -
Debt Service	\$ -	\$ -	\$ -	\$ -	\$ -
Interfund Transfers	\$ -	\$ -	\$ -	\$ -	\$ -
Subtotal	<u>\$ -</u>	<u>\$ -</u>	<u>\$ -</u>	<u>\$ -</u>	<u>\$ -</u>
Division Total	<u><u>\$ 828,389</u></u>	<u><u>\$ 844,256</u></u>	<u><u>\$ 1,178,256</u></u>	<u><u>\$ 1,348,601</u></u>	<u><u>\$ 1,348,601</u></u>

DIVISION SERVICE EFFORTS AND ACCOMPLISHMENTS

WATER / WATER WELLS

GOALS:

- To ensure employee safety and work to maintain an effective training program
- Develop a public education program that includes: web based social media and public outreach at community events
- Minimize the cost of water while maintaining quality
- Develop interaction with staff on ideas to improve water treatment

OBJECTIVES:

- Improve energy efficiency of the facility
- Minimize the cost of water produced by the division
- Retain higher skilled workers and cross train workers
- Protect water levels and water quality in the ground water system

PERFORMANCE MEASUREMENTS – RESULTS REPORT:

	FYE 21 ACTUAL	FYE 22 ACTUAL	FYE 23 PLAN	FYE 23 ESTIMATE	FYE 24 PROJECTED
PERFORMANCE INDICATORS:					
Percent of wells operational during the peak period (May - Sept)	97%	94%	95%	95%	99%
Percent of preventative maintenance well disinfected completed	100%	100%	100%	95%	100%
Number of Total Coliform positive samples collected from wells	21	4	4	4	5
Number of Emergency work orders on water wells	1	0	0	0	0

DIVISION SUMMARY

031 - WATER / CAPITAL PROJECTS

MISSION:

To perform capital projects funded by the Water Fund.

DESCRIPTION:

See Capital Improvements Five Year Plan FYE 24 - FYE 28 for a detailed analysis of Water Fund Capital Operations.

PERSONNEL:

	FYE 22 ACTUAL	FYE 23 ORIGINAL	FYE 23 REVISED	FYE 24 PROPOSED	FYE 24 ADOPTED
Full-time Positions	0	0	0	0	0
Part-time Positions	0	0	0	0	0
Total Budgeted Positions	0	0	0	0	0

EXPENDITURES:

	FYE 22 ACTUAL	FYE 23 ORIGINAL	FYE 23 REVISED	FYE 24 PROPOSED	FYE 24 ADOPTED
Salaries & Benefits	\$ -	\$ -	\$ -	\$ -	\$ -
Supplies & Materials	\$ -	\$ -	\$ -	\$ -	\$ -
Services & Maintenance	\$ -	\$ -	\$ -	\$ -	\$ -
Internal Services	\$ -	\$ -	\$ -	\$ -	\$ -
Capital Equipment	\$ -	\$ -	\$ -	\$ -	\$ -
Subtotal	<u>\$ -</u>	<u>\$ -</u>	<u>\$ -</u>	<u>\$ -</u>	<u>\$ -</u>
Capital Projects	\$ 8,876,648	\$ 3,950,400	\$ 49,251,750	\$ 8,112,000	\$ 8,112,000
Cost Allocations	\$ -	\$ -	\$ -	\$ -	\$ -
Debt Service	\$ -	\$ -	\$ -	\$ -	\$ -
Interfund Transfers	\$ -	\$ -	\$ -	\$ -	\$ -
Subtotal	<u>\$ 8,876,648</u>	<u>\$ 3,950,400</u>	<u>\$ 49,251,750</u>	<u>\$ 8,112,000</u>	<u>\$ 8,112,000</u>
Division Total	<u><u>\$ 8,876,648</u></u>	<u><u>\$ 3,950,400</u></u>	<u><u>\$ 49,251,750</u></u>	<u><u>\$ 8,112,000</u></u>	<u><u>\$ 8,112,000</u></u>

DIVISION SUMMARY

31930149 WATER / DEBT SERVICE

MISSION:

To account for and monitor all the resources for and the payment of general long-term debt principal and interest.

DESCRIPTION:

An account established to record the accumulation of resources for, and the payment of, general long-term debt principal and interest of the Water Fund.

PERSONNEL:

	FYE 22 ACTUAL	FYE 23 ORIGINAL	FYE 23 REVISED	FYE 24 PROPOSED	FYE 24 ADOPTED
Full-time Positions	0	0	0	0	0
Part-time Positions	0	0	0	0	0
Total Budgeted Positions	<u>0</u>	<u>0</u>	<u>0</u>	<u>0</u>	<u>0</u>

EXPENDITURES:

	FYE 22 ACTUAL	FYE 23 ORIGINAL	FYE 23 REVISED	FYE 24 PROPOSED	FYE 24 ADOPTED
Salaries & Benefits	\$ -	\$ -	\$ -	\$ -	\$ -
Supplies & Materials	\$ -	\$ -	\$ -	\$ -	\$ -
Services & Maintenance	\$ -	\$ -	\$ -	\$ -	\$ -
Internal Services	\$ -	\$ -	\$ -	\$ -	\$ -
Capital Equipment	\$ -	\$ -	\$ -	\$ -	\$ -
Subtotal	<u>\$ -</u>	<u>\$ -</u>	<u>\$ -</u>	<u>\$ -</u>	<u>\$ -</u>
Capital Projects	\$ -	\$ -	\$ -	\$ -	\$ -
Cost Allocations	\$ -	\$ -	\$ -	\$ -	\$ -
Debt Service	\$ 5,395,430	\$ 5,474,455	\$ 5,474,455	\$ 5,611,585	\$ 5,611,585
Interfund Transfers	\$ -	\$ -	\$ -	\$ -	\$ -
Subtotal	<u>\$ 5,395,430</u>	<u>\$ 5,474,455</u>	<u>\$ 5,474,455</u>	<u>\$ 5,611,585</u>	<u>\$ 5,611,585</u>
Division Total	<u>\$ 5,395,430</u>	<u>\$ 5,474,455</u>	<u>\$ 5,474,455</u>	<u>\$ 5,611,585</u>	<u>\$ 5,611,585</u>

DIVISION SUMMARY

31955282 ENVIRONMENTAL CONTROL ADVISORY BOARD

MISSION:

The mission of the Environmental Control Advisory Board (ECAB) is to act in an advisory capacity with respect to, but not limited to the following areas of environmental quality control; air pollution, water pollution, solid waste disposal, liquid waste disposal, and noise. ECAB's main charge is for public education.

DESCRIPTION:

The Environmental Control Advisory Board holds public meetings on environmental issues, and makes recommendations to the City Council on issues related to environmental quality for the health and safety of Norman residents. Beginning in FYE 23, this division will move to 32955343 - Environmental Services.

PERSONNEL:

	FYE 22 ACTUAL	FYE 23 ORIGINAL	FYE 23 REVISED	FYE 24 PROPOSED	FYE 24 ADOPTED
Full-time Positions	0	0	0	0	0
Part-time Positions	0	0	0	0	0
Total Budgeted Positions	<u>0</u>	<u>0</u>	<u>0</u>	<u>0</u>	<u>0</u>

EXPENDITURES:

	FYE 22 ACTUAL	FYE 23 ORIGINAL	FYE 23 REVISED	FYE 24 PROPOSED	FYE 24 ADOPTED
Salaries & Benefits	\$ -	\$ -	\$ -	\$ -	\$ -
Supplies & Materials	\$ 2,042	\$ -	\$ -	\$ -	\$ -
Services & Maintenance	\$ 16	\$ -	\$ -	\$ -	\$ -
Internal Services	\$ -	\$ -	\$ -	\$ -	\$ -
Capital Equipment	\$ -	\$ -	\$ -	\$ -	\$ -
Subtotal	<u>\$ 2,058</u>	<u>\$ -</u>	<u>\$ -</u>	<u>\$ -</u>	<u>\$ -</u>
Capital Projects	\$ -	\$ -	\$ -	\$ -	\$ -
Cost Allocations	\$ -	\$ -	\$ -	\$ -	\$ -
Debt Service	\$ -	\$ -	\$ -	\$ -	\$ -
Interfund Transfers	\$ -	\$ -	\$ -	\$ -	\$ -
Subtotal	<u>\$ -</u>	<u>\$ -</u>	<u>\$ -</u>	<u>\$ -</u>	<u>\$ -</u>
Division Total	<u><u>\$ 2,058</u></u>	<u><u>\$ -</u></u>	<u><u>\$ -</u></u>	<u><u>\$ -</u></u>	<u><u>\$ -</u></u>

INTERNAL SERVICE FUND



INTERNAL SERVICE FUNDS

The Internal Service Funds account for the financing of goods or services provided by one department to other departments on a cost-reimbursement basis.

FUND SUMMARY

TOTAL RISK MANAGEMENT FUND (43)

MISSION:

To administer an effective citywide Risk Management program that assists departments in developing employees motivated to work safely in a safe environment.

DESCRIPTION:

The Risk Management / Insurance Fund accounts for health insurance claims against the City including judgments and claims, workers' compensation and unemployment compensation.

PERSONNEL:

	FYE 22 ACTUAL	FYE 23 ORIGINAL	FYE 23 REVISED	FYE 24 PROPOSED	FYE 24 ADOPTED
Full-time Positions	0	0	0	0	0
Part-time Positions	0	0	0	0	0
Total Budgeted Positions	<u>0</u>	<u>0</u>	<u>0</u>	<u>0</u>	<u>0</u>

EXPENDITURES:

	FYE 22 ACTUAL	FYE 23 ORIGINAL	FYE 23 REVISED	FYE 24 PROPOSED	FYE 24 ADOPTED
Salaries & Benefits	\$ 537,271	\$ 996,178	\$ 996,178	\$ 1,035,696	\$ 1,035,696
Supplies & Materials	\$ -	\$ -	\$ -	\$ -	\$ -
Services & Maintenance	\$ 17,921,086	\$ 15,495,463	\$ 15,721,265	\$ 15,601,963	\$ 15,601,963
Internal Services	\$ -	\$ -	\$ -	\$ -	\$ -
Capital Equipment	\$ -	\$ -	\$ -	\$ -	\$ -
Subtotal	<u>\$ 18,458,357</u>	<u>\$ 16,491,641</u>	<u>\$ 16,717,443</u>	<u>\$ 16,637,659</u>	<u>\$ 16,637,659</u>
Capital Projects	\$ -	\$ -	\$ -	\$ -	\$ -
Cost Allocations	\$ -	\$ -	\$ -	\$ -	\$ -
Debt Service	\$ -	\$ -	\$ -	\$ -	\$ -
Interfund Transfers	\$ 47,446	\$ -	\$ 73,066	\$ -	\$ -
Audit Adjust/Encum	\$ 1,289	\$ -	\$ -	\$ -	\$ -
Subtotal	<u>\$ 48,735</u>	<u>\$ -</u>	<u>\$ 73,066</u>	<u>\$ -</u>	<u>\$ -</u>
Department Total	<u><u>\$ 18,507,092</u></u>	<u><u>\$ 16,491,641</u></u>	<u><u>\$ 16,790,509</u></u>	<u><u>\$ 16,637,659</u></u>	<u><u>\$ 16,637,659</u></u>

DIVISION SUMMARY

43330105 HEALTH INSURANCE

MISSION:

Account for and monitor all expenditures related to employee health insurance.

DESCRIPTION:

The Health Insurance Division includes the personnel costs for the City's Benefits Specialist and health claim costs.

PERSONNEL:

	FYE 22 ACTUAL	FYE 23 ORIGINAL	FYE 23 REVISED	FYE 24 PROPOSED	FYE 24 ADOPTED
Full-time Positions	0	0	0	0	0
Part-time Positions	0	0	0	0	0
Total Budgeted Positions	<u>0</u>	<u>0</u>	<u>0</u>	<u>0</u>	<u>0</u>

EXPENDITURES:

	FYE 22 ACTUAL	FYE 23 ORIGINAL	FYE 23 REVISED	FYE 24 PROPOSED	FYE 24 ADOPTED
Salaries & Benefits	\$ 74,725	\$ 79,802	\$ 79,802	\$ 100,326	\$ 100,326
Supplies & Materials	\$ -	\$ -	\$ -	\$ -	\$ -
Services & Maintenance	\$ 16,339,952	\$ 13,251,790	\$ 13,251,790	\$ 13,251,790	\$ 13,251,790
Internal Services	\$ -	\$ -	\$ -	\$ -	\$ -
Capital Equipment	\$ -	\$ -	\$ -	\$ -	\$ -
Subtotal	<u>\$ 16,414,677</u>	<u>\$ 13,331,592</u>	<u>\$ 13,331,592</u>	<u>\$ 13,352,116</u>	<u>\$ 13,352,116</u>
Capital Projects	\$ -	\$ -	\$ -	\$ -	\$ -
Cost Allocations	\$ -	\$ -	\$ -	\$ -	\$ -
Debt Service	\$ -	\$ -	\$ -	\$ -	\$ -
Interfund Transfers	\$ -	\$ -	\$ -	\$ -	\$ -
Subtotal	<u>\$ -</u>	<u>\$ -</u>	<u>\$ -</u>	<u>\$ -</u>	<u>\$ -</u>
Division Total	<u><u>\$ 16,414,677</u></u>	<u><u>\$ 13,331,592</u></u>	<u><u>\$ 13,331,592</u></u>	<u><u>\$ 13,352,116</u></u>	<u><u>\$ 13,352,116</u></u>

DIVISION SUMMARY

43122351 JUDGMENTS AND CLAIMS

MISSION:

Account for and monitor all expenditures related to judgments and claims.

DESCRIPTION:

Established to record all expenditures throughout the fiscal year relating to judgments and claims. A judgment is defined as an amount to be paid or collected by a government as the result of a court decision. Judgments are placed on ad valorem (property) rolls and revenues are transferred from Debt Service Fund to cover claims and expenditures.

Claims are defined in the Governmental Tort Claims Act and are paid administratively or by City Council approval.

PERSONNEL:

	FYE 22 ACTUAL	FYE 23 ORIGINAL	FYE 23 REVISED	FYE 24 PROPOSED	FYE 24 ADOPTED
Full-time Positions	0	0	0	0	0
Part-time Positions	0	0	0	0	0
Total Budgeted Positions	0	0	0	0	0

EXPENDITURES:

	FYE 22 ACTUAL	FYE 23 ORIGINAL	FYE 23 REVISED	FYE 24 PROPOSED	FYE 24 ADOPTED
Salaries & Benefits	\$ -	\$ -	\$ -	\$ -	\$ -
Supplies & Materials	\$ -	\$ -	\$ -	\$ -	\$ -
Services & Maintenance	\$ 381,880	\$ 270,000	\$ 270,000	\$ 295,000	\$ 295,000
Internal Services	\$ -	\$ -	\$ -	\$ -	\$ -
Capital Equipment	\$ -	\$ -	\$ -	\$ -	\$ -
Subtotal	<u>\$ 381,880</u>	<u>\$ 270,000</u>	<u>\$ 270,000</u>	<u>\$ 295,000</u>	<u>\$ 295,000</u>
Capital Projects	\$ -	\$ -	\$ -	\$ -	\$ -
Cost Allocations	\$ -	\$ -	\$ -	\$ -	\$ -
Debt Service	\$ -	\$ -	\$ -	\$ -	\$ -
Interfund Transfers	\$ -	\$ -	\$ -	\$ -	\$ -
Subtotal	<u>\$ -</u>	<u>\$ -</u>	<u>\$ -</u>	<u>\$ -</u>	<u>\$ -</u>
Division Total	<u><u>\$ 381,880</u></u>	<u><u>\$ 270,000</u></u>	<u><u>\$ 270,000</u></u>	<u><u>\$ 295,000</u></u>	<u><u>\$ 295,000</u></u>

DIVISION SUMMARY

43330104 RISK MANAGEMENT ADMINISTRATION

MISSION:

To develop, implement and administer insurance and occupational health and safety programs that affect City employees and other assets.

DESCRIPTION:

To develop, implement and administer insurance and occupational health and safety programs that affect City employees and other assets.

PERSONNEL:

	FYE 22 ACTUAL	FYE 23 ORIGINAL	FYE 23 REVISED	FYE 24 PROPOSED	FYE 24 ADOPTED
Full-time Positions	0	0	0	0	0
Part-time Positions	0	0	0	0	0
Total Budgeted Positions	<u>0</u>	<u>0</u>	<u>0</u>	<u>0</u>	<u>0</u>

EXPENDITURES:

	FYE 22 ACTUAL	FYE 23 ORIGINAL	FYE 23 REVISED	FYE 24 PROPOSED	FYE 24 ADOPTED
Salaries & Benefits	\$ 260,863	\$ 263,676	\$ 263,676	\$ 282,670	\$ 282,670
Supplies & Materials	\$ -	\$ -	\$ -	\$ -	\$ -
Services & Maintenance	\$ 442,976	\$ 460,673	\$ 686,475	\$ 542,173	\$ 542,173
Internal Services	\$ -	\$ -	\$ -	\$ -	\$ -
Capital Equipment	\$ -	\$ -	\$ -	\$ -	\$ -
Subtotal	<u>\$ 703,839</u>	<u>\$ 724,349</u>	<u>\$ 950,151</u>	<u>\$ 824,843</u>	<u>\$ 824,843</u>
Capital Projects	\$ -	\$ -	\$ -	\$ -	\$ -
Cost Allocations	\$ -	\$ -	\$ -	\$ -	\$ -
Debt Service	\$ -	\$ -	\$ -	\$ -	\$ -
Interfund Transfers	\$ -	\$ -	\$ -	\$ -	\$ -
Subtotal	<u>\$ -</u>	<u>\$ -</u>	<u>\$ -</u>	<u>\$ -</u>	<u>\$ -</u>
Division Total	<u><u>\$ 703,839</u></u>	<u><u>\$ 724,349</u></u>	<u><u>\$ 950,151</u></u>	<u><u>\$ 824,843</u></u>	<u><u>\$ 824,843</u></u>

DIVISION SUMMARY

43330103 UNEMPLOYMENT COMPENSATION

MISSION:

To account for and monitor all unemployment compensation related expenditures.

DESCRIPTION:

An account established to record all unemployment compensation related expenditures throughout the fiscal year. The expenditures consist of unemployment benefits paid to separated City employees.

PERSONNEL:

	FYE 22 ACTUAL	FYE 23 ORIGINAL	FYE 23 REVISED	FYE 24 PROPOSED	FYE 24 ADOPTED
Full-time Positions	0	0	0	0	0
Part-time Positions	0	0	0	0	0
Total Budgeted Positions	0	0	0	0	0

EXPENDITURES:

	FYE 22 ACTUAL	FYE 23 ORIGINAL	FYE 23 REVISED	FYE 24 PROPOSED	FYE 24 ADOPTED
Salaries & Benefits	\$ 11,246	\$ 21,700	\$ 21,700	\$ 21,700	\$ 21,700
Supplies & Materials	\$ -	\$ -	\$ -	\$ -	\$ -
Services & Maintenance	\$ -	\$ 500	\$ 500	\$ 500	\$ 500
Internal Services	\$ -	\$ -	\$ -	\$ -	\$ -
Capital Equipment	\$ -	\$ -	\$ -	\$ -	\$ -
Subtotal	\$ 11,246	\$ 22,200	\$ 22,200	\$ 22,200	\$ 22,200
Capital Projects	\$ -	\$ -	\$ -	\$ -	\$ -
Cost Allocations	\$ -	\$ -	\$ -	\$ -	\$ -
Debt Service	\$ -	\$ -	\$ -	\$ -	\$ -
Interfund Transfers	\$ -	\$ -	\$ -	\$ -	\$ -
Subtotal	\$ -	\$ -	\$ -	\$ -	\$ -
Division Total	\$ 11,246	\$ 22,200	\$ 22,200	\$ 22,200	\$ 22,200

DIVISION SUMMARY

43330102 WORKERS' COMPENSATION

MISSION:

To account for and monitor all workers' compensation related expenditures.

DESCRIPTION:

An account established to record all workers' compensation related expenditures throughout the fiscal year. The expenditures consist of payments on all on-the-job-injuries (OJI) medical treatments, subsequent workers' compensation temporary total disability (TTD) payments and workers' compensation court judgments related to an employee's original OJI injury. Claims are submitted to the Legal Department for review, and if approved, are paid directly by the City.

PERSONNEL:

	FYE 22 ACTUAL	FYE 23 ORIGINAL	FYE 23 REVISED	FYE 24 PROPOSED	FYE 24 ADOPTED
Full-time Positions	0	0	0	0	0
Part-time Positions	0	0	0	0	0
Total Budgeted Positions	<u>0</u>	<u>0</u>	<u>0</u>	<u>0</u>	<u>0</u>

EXPENDITURES:

	FYE 22 ACTUAL	FYE 23 ORIGINAL	FYE 23 REVISED	FYE 24 PROPOSED	FYE 24 ADOPTED
Salaries & Benefits	\$ 190,437	\$ 631,000	\$ 631,000	\$ 631,000	\$ 631,000
Supplies & Materials	\$ -	\$ -	\$ -	\$ -	\$ -
Services & Maintenance	\$ 756,278	\$ 1,512,500	\$ 1,512,500	\$ 1,512,500	\$ 1,512,500
Internal Services	\$ -	\$ -	\$ -	\$ -	\$ -
Capital Equipment	\$ -	\$ -	\$ -	\$ -	\$ -
Subtotal	<u>\$ 946,715</u>	<u>\$ 2,143,500</u>	<u>\$ 2,143,500</u>	<u>\$ 2,143,500</u>	<u>\$ 2,143,500</u>
Capital Projects	\$ -	\$ -	\$ -	\$ -	\$ -
Cost Allocations	\$ -	\$ -	\$ -	\$ -	\$ -
Debt Service	\$ -	\$ -	\$ -	\$ -	\$ -
Interfund Transfers	\$ -	\$ -	\$ -	\$ -	\$ -
Subtotal	<u>\$ -</u>	<u>\$ -</u>	<u>\$ -</u>	<u>\$ -</u>	<u>\$ -</u>
Division Total	<u>\$ 946,715</u>	<u>\$ 2,143,500</u>	<u>\$ 2,143,500</u>	<u>\$ 2,143,500</u>	<u>\$ 2,143,500</u>



CAPITAL PROJECTS FUNDS

CAPITAL PROJECTS FUNDS

The Capital Projects Fund is established to account for capital projects funded with sales tax revenue. All capital projects, regardless of the source of funding, are identified and tracked in the Capital Improvements Plan document.

FUND SUMMARY

TOTAL CAPITAL PROJECTS FUND (50)

MISSION:

The mission of the Capital Projects Fund is to provide capital needs of the General Fund, supported services in accordance with City goals, policies and strategies as defined in COMPLAN and Five Year Capital Plan. Revenues are derived from the 70% of the second cent sales tax and part of the Room Tax that is dedicated to parks.

DESCRIPTION:

The Capital Improvements Fund is established to account for capital projects funded with sales tax money. Seventy percent (70%) of one cent (\$.01) sales tax is set aside for capital improvements and allocated as follows: 7% contingency, 27% capital outlay (primarily used for vehicle replacements, and other general departmental capital equipment needs), 25% street projects, 5% maintenance of facilities, and 36% other General Fund supporting capital projects. See the Capital Improvements Five-Year Plan FYE 22 - FYE 26 for a detailed analysis of Capital Project Fund.

PERSONNEL:

	FYE 22 ACTUAL	FYE 23 ORIGINAL	FYE 23 REVISED	FYE 24 PROPOSED	FYE 24 ADOPTED
Full-time Positions	5	5	5	5	5
Part-time Positions	0	0	0	0	0
Total Budgeted Positions	5	5	5	5	5

EXPENDITURES:

	FYE 22 ACTUAL	FYE 23 ORIGINAL	FYE 23 REVISED	FYE 24 PROPOSED	FYE 24 ADOPTED
Salaries & Benefits	\$ 1,325,656	\$ 1,371,521	\$ 1,371,521	\$ 1,311,545	\$ 1,311,545
Supplies & Materials	\$ -	\$ -	\$ -	\$ -	\$ -
Services & Maintenance	\$ 2,111	\$ 16,499	\$ 16,499	\$ 16,499	\$ 16,499
Internal Services	\$ 200	\$ 200	\$ 200	\$ 378	\$ 378
Capital Equipment	\$ -	\$ -	\$ -	\$ -	\$ -
Subtotal	\$ 1,327,967	\$ 1,388,220	\$ 1,388,220	\$ 1,328,422	\$ 1,328,422
Capital Projects	\$ 28,261,367	\$ 18,849,686	\$ 87,393,198	\$ 21,122,840	\$ 22,514,475
Cost Allocations	\$ -	\$ -	\$ -	\$ -	\$ -
Debt Service	\$ 1,321,242	\$ 664,574	\$ 924,574	\$ -	\$ -
Interfund Transfers	\$ 6,191,392	\$ 4,263,080	\$ 10,637,739	\$ 4,796,653	\$ 4,796,653
Audit Adjust/Encumb	\$ (398,436)	\$ -	\$ -	\$ -	\$ -
Subtotal	\$ 35,375,565	\$ 23,777,340	\$ 98,955,511	\$ 25,919,493	\$ 27,311,128
Fund Total	\$ 36,703,532	\$ 25,165,560	\$ 100,343,731	\$ 27,247,915	\$ 28,639,550

* Council amendments to the proposed budget can be found on the Division Summary pages and by fund in the Financial Summaries section of the Budget document.

DIVISION SUMMARY

50550411 CAPITAL PROJECTS ENGINEER

MISSION:

The mission of this Division is to account for three (3) Capital Projects Engineers, a Capital Projects Manager, and a Construction Manager whose responsibility is to develop and implement capital projects per the approved five-year capital plan.

DESCRIPTION:

To efficiently account for Capital Projects Engineers.

PERSONNEL:

	FYE 22 ACTUAL	FYE 23 ORIGINAL	FYE 23 REVISED	FYE 24 PROPOSED	FYE 24 ADOPTED
Full-time Positions	5	5	5	5	5
Part-time Positions	0	0	0	0	0
Total Budgeted Positions	5	5	5	5	5

EXPENDITURES:

	FYE 22 ACTUAL	FYE 23 ORIGINAL	FYE 23 REVISED	FYE 24 PROPOSED	FYE 24 ADOPTED
Salaries & Benefits	\$ 1,068,906	\$ 1,187,984	\$ 1,187,984	\$ 1,157,251	\$ 1,157,251
Supplies & Materials	\$ -	\$ -	\$ -	\$ -	\$ -
Services & Maintenance	\$ -	\$ 499	\$ 499	\$ 499	\$ 499
Internal Services	\$ 200	\$ 200	\$ 200	\$ 378	\$ 378
Capital Equipment	\$ -	\$ -	\$ -	\$ -	\$ -
Subtotal	<u>\$ 1,069,106</u>	<u>\$ 1,188,683</u>	<u>\$ 1,188,683</u>	<u>\$ 1,158,128</u>	<u>\$ 1,158,128</u>
Capital Projects	\$ -	\$ -	\$ -	\$ -	\$ -
Cost Allocations	\$ -	\$ -	\$ -	\$ -	\$ -
Debt Service	\$ -	\$ -	\$ -	\$ -	\$ -
Interfund Transfers	\$ -	\$ -	\$ -	\$ -	\$ -
Subtotal	<u>\$ -</u>	<u>\$ -</u>	<u>\$ -</u>	<u>\$ -</u>	<u>\$ -</u>
Division Total	<u><u>\$ 1,069,106</u></u>	<u><u>\$ 1,188,683</u></u>	<u><u>\$ 1,188,683</u></u>	<u><u>\$ 1,158,128</u></u>	<u><u>\$ 1,158,128</u></u>

DIVISION SUMMARY

50120430 CAPITAL PROJECTS / FACILITY MAINTENANCE PERSONNEL

MISSION:

The mission of this Division is to account for the Facility Maintenance Superintendent who manages existing facility and maintenance projects per the approved five-year capital plan.

DESCRIPTION:

To efficiently account for 15% of the the Parks Manager compensation due to Capital Project management.

PERSONNEL:

	FYE 22 ACTUAL	FYE 23 ORIGINAL	FYE 23 REVISED	FYE 24 PROPOSED	FYE 24 ADOPTED
Full-time Positions	0	0	0	0	0
Part-time Positions	0	0	0	0	0
Total Budgeted Positions	0	0	0	0	0

EXPENDITURES:

	FYE 22 ACTUAL	FYE 23 ORIGINAL	FYE 23 REVISED	FYE 24 PROPOSED	FYE 24 ADOPTED
Salaries & Benefits	\$ 149,557	\$ 69,745	\$ 69,745	\$ 15,383	\$ 15,383
Supplies & Materials	\$ -	\$ -	\$ -	\$ -	\$ -
Services & Maintenance	\$ -	\$ -	\$ -	\$ -	\$ -
Internal Services	\$ -	\$ -	\$ -	\$ -	\$ -
Capital Equipment	\$ -	\$ -	\$ -	\$ -	\$ -
Subtotal	<u>\$ 149,557</u>	<u>\$ 69,745</u>	<u>\$ 69,745</u>	<u>\$ 15,383</u>	<u>\$ 15,383</u>
Capital Projects	\$ -	\$ -	\$ -	\$ -	\$ -
Cost Allocations	\$ -	\$ -	\$ -	\$ -	\$ -
Debt Service	\$ -	\$ -	\$ -	\$ -	\$ -
Interfund Transfers	\$ -	\$ -	\$ -	\$ -	\$ -
Subtotal	<u>\$ -</u>	<u>\$ -</u>	<u>\$ -</u>	<u>\$ -</u>	<u>\$ -</u>
Division Total	<u><u>\$ 149,557</u></u>	<u><u>\$ 69,745</u></u>	<u><u>\$ 69,745</u></u>	<u><u>\$ 15,383</u></u>	<u><u>\$ 15,383</u></u>

DIVISION SUMMARY

50770370 CAPITAL PROJECTS / PARKS PERSONNEL

MISSION:

The mission of this Division is to account for a portion of two (2) Park Planners who manage park related capital projects per the approved five-year capital plan.

DESCRIPTION:

To efficiently account for a portion of Parks personnel related to Capital Project management.

PERSONNEL:

	FYE 22 ACTUAL	FYE 23 ORIGINAL	FYE 23 REVISED	FYE 24 PROPOSED	FYE 24 ADOPTED
Full-time Positions	0	0	0	0	0
Part-time Positions	0	0	0	0	0
Total Budgeted Positions	0	0	0	0	0

EXPENDITURES:

	FYE 22 ACTUAL	FYE 23 ORIGINAL	FYE 23 REVISED	FYE 24 PROPOSED	FYE 24 ADOPTED
Salaries & Benefits	\$ 107,193	\$ 113,792	\$ 113,792	\$ 138,911	\$ 138,911
Supplies & Materials	\$ -	\$ -	\$ -	\$ -	\$ -
Services & Maintenance	\$ -	\$ -	\$ -	\$ -	\$ -
Internal Services	\$ -	\$ -	\$ -	\$ -	\$ -
Capital Equipment	\$ -	\$ -	\$ -	\$ -	\$ -
Subtotal	<u>\$ 107,193</u>	<u>\$ 113,792</u>	<u>\$ 113,792</u>	<u>\$ 138,911</u>	<u>\$ 138,911</u>
Capital Projects	\$ -	\$ -	\$ -	\$ -	\$ -
Cost Allocations	\$ -	\$ -	\$ -	\$ -	\$ -
Debt Service	\$ -	\$ -	\$ -	\$ -	\$ -
Interfund Transfers	\$ -	\$ -	\$ -	\$ -	\$ -
Subtotal	<u>\$ -</u>	<u>\$ -</u>	<u>\$ -</u>	<u>\$ -</u>	<u>\$ -</u>
Division Total	<u><u>\$ 107,193</u></u>	<u><u>\$ 113,792</u></u>	<u><u>\$ 113,792</u></u>	<u><u>\$ 138,911</u></u>	<u><u>\$ 138,911</u></u>

DIVISION SUMMARY

050 - CAPITAL PROJECTS

MISSION:

To perform capital projects and purchase capital equipment funded by the Capital Fund.

DESCRIPTION:

See Capital Improvements Five-Year Plan FYE 24 - FYE 28 for a detailed analysis of Capital Fund capital projects.

PERSONNEL:

	FYE 22 ACTUAL	FYE 23 ORIGINAL	FYE 23 REVISED	FYE 24 PROPOSED	FYE 24 ADOPTED
Full-time Positions	0	0	0	0	0
Part-time Positions	0	0	0	0	0
Total Budgeted Positions	0	0	0	0	0

EXPENDITURES:

	FYE 22 ACTUAL	FYE 23 ORIGINAL	FYE 23 REVISED	FYE 24 PROPOSED	FYE 24 ADOPTED
Salaries & Benefits	\$ -	\$ -	\$ -	\$ -	\$ -
Supplies & Materials	\$ -	\$ -	\$ -	\$ -	\$ -
Services & Maintenance	\$ -	\$ -	\$ -	\$ -	\$ -
Capital Equipment	\$ -	\$ -	\$ -	\$ -	\$ -
Internal Services	\$ -	\$ -	\$ -	\$ -	\$ -
Subtotal	\$ -	\$ -	\$ -	\$ -	\$ -
Capital Projects	\$ 28,261,367	\$ 18,849,686	\$ 87,393,198	\$ 21,122,840	\$ 22,514,475 *
Cost Allocations	\$ -	\$ -	\$ -	\$ -	\$ -
Debt Service	\$ -	\$ -	\$ -	\$ -	\$ -
Interfund Transfers	\$ -	\$ -	\$ -	\$ -	\$ -
Subtotal	\$ 28,261,367	\$ 18,849,686	\$ 87,393,198	\$ 21,122,840	\$ 22,514,475
Division Total	\$ 28,261,367	\$ 18,849,686	\$ 87,393,198	\$ 21,122,840	\$ 22,514,475

* Capital Project allocations were increased by \$1,391,635 via Council amendment to fund new projects for curbs & gutters, sidewalks, ADA compliance, a public art mural program, and building improvements.

FUND SUMMARY

TOTAL NORMAN FORWARD SALES TAX FUND (51)

MISSION:

Norman Forward is designed to improve the quality of life in Norman through renovating, expanding, constructing, and funding projects including multiple recreational facilities, libraries, parks, athletic venues, public art, trails, and swim complexes. Norman Forward also includes traffic improvements and an extension of the existing James Garner Avenue. A citizen-initiated proposal, Norman Forward will enhance the Norman community for generations to come.

DESCRIPTION:

To efficiently receive and monitor the use of revenues received through a 15-year earmarked sales tax dedicated to 12 projects spanning the entire city at an estimated cost of \$148 million, with other program expenses at an estimated cost of \$55.4 million. Sales tax collections began on January 1, 2016 and will continue for 15 years.

PERSONNEL:

	FYE 22 ACTUAL	FYE 23 ORIGINAL	FYE 23 REVISED	FYE 24 PROPOSED	FYE 24 ADOPTED
Full-time Positions	0	0	0	0	0
Part-time Positions	<u>0</u>	<u>0</u>	<u>0</u>	<u>0</u>	<u>0</u>
Total Budgeted Positions	<u>0</u>	<u>0</u>	<u>0</u>	<u>0</u>	<u>0</u>

EXPENDITURES:

	FYE 22 ACTUAL	FYE 23 ORIGINAL	FYE 23 REVISED	FYE 24 PROPOSED	FYE 24 ADOPTED
Salaries & Benefits	\$ -	\$ -	\$ -	\$ -	\$ -
Supplies & Materials	\$ -	\$ -	\$ -	\$ -	\$ -
Services & Maintenance	\$ 689,524	\$ -	\$ 415,581	\$ -	\$ -
Internal Services	\$ -	\$ -	\$ -	\$ -	\$ -
Capital Equipment	\$ -	\$ -	\$ -	\$ -	\$ -
Subtotal	<u>\$ 689,524</u>	<u>\$ -</u>	<u>\$ 415,581</u>	<u>\$ -</u>	<u>\$ -</u>
Capital Projects	\$ 14,751,069	\$ 7,435,047	\$ 70,761,837	\$ 4,683,851	\$ 5,042,767 *
Cost Allocation	\$ -	\$ -	\$ -	\$ -	\$ -
Debt Service	\$ 7,591,911	\$ 8,839,148	\$ 8,839,148	\$ 9,598,911	\$ 9,598,911
Interfund Transfers	\$ 384,828	\$ 398,569	\$ 398,569	\$ 412,998	\$ 412,998
Audit Adjust/Encum.	\$ (420,352)	\$ -	\$ -	\$ -	\$ -
Subtotal	<u>\$ 22,307,456</u>	<u>\$ 16,672,764</u>	<u>\$ 79,999,554</u>	<u>\$ 14,695,760</u>	<u>\$ 15,054,676</u>
Division Total	<u>\$ 22,996,980</u>	<u>\$ 16,672,764</u>	<u>\$ 80,415,135</u>	<u>\$ 14,695,760</u>	<u>\$ 15,054,676</u>

* Capital Project allocations increased by \$358,916 via Council amendment to correct total project allocations.

FUND SUMMARY

TOTAL UNIVERSITY NORTH PARK TAX INCREMENT DISTRICT FUND (57)

MISSION:

Established to account for revenue generated from the University North Park Development Tax Increment District.

DESCRIPTION:

To account for the increment of sales and property taxes generated from Tax Increment District Two, University North Park.

PERSONNEL:

	FYE 22 ACTUAL	FYE 23 ORIGINAL	FYE 23 REVISED	FYE 24 PROPOSED	FYE 24 ADOPTED
Full-time Positions	0	0	0	0	0
Part-time Positions	0	0	0	0	0
Total Budgeted Positions	<u>0</u>	<u>0</u>	<u>0</u>	<u>0</u>	<u>0</u>

EXPENDITURES:

	FYE 22 ACTUAL	FYE 23 ORIGINAL	FYE 23 REVISED	FYE 24 PROPOSED	FYE 24 ADOPTED
Salaries & Benefits	\$ -	\$ -	\$ -	\$ -	\$ -
Supplies & Materials	\$ 3,429	\$ -	\$ -	\$ -	\$ -
Services & Maintenance	\$ 125,283	\$ 150,882	\$ 279,727	\$ 148,256	\$ 148,256
Internal Services	\$ -	\$ -	\$ -	\$ -	\$ -
Capital Equipment	\$ -	\$ -	\$ -	\$ -	\$ -
Subtotal	<u>\$ 128,712</u>	<u>\$ 150,882</u>	<u>\$ 279,727</u>	<u>\$ 148,256</u>	<u>\$ 148,256</u>
Capital Projects	\$ 143,248	\$ -	\$ 5,017,437	\$ -	\$ -
Cost Allocations	\$ -	\$ -	\$ -	\$ -	\$ -
Debt Service	\$ -	\$ -	\$ -	\$ -	\$ -
Interfund Transfers	\$ 380,559	\$ -	\$ -	\$ -	\$ -
Audit Adjust/Encum	\$ 6	\$ -	\$ -	\$ -	\$ -
Subtotal	<u>\$ 523,813</u>	<u>\$ -</u>	<u>\$ 5,017,437</u>	<u>\$ -</u>	<u>\$ -</u>
Fund Total	<u><u>\$ 652,525</u></u>	<u><u>\$ 150,882</u></u>	<u><u>\$ 5,297,164</u></u>	<u><u>\$ 148,256</u></u>	<u><u>\$ 148,256</u></u>

FUND SUMMARY

TOTAL CENTER CITY TAX INCREMENT FINANCE DISTRICT (58)

MISSION:

The Norman Center City Project Plan authorizes the allocation of Tax Increment Finance funds for public improvements projects undertaken by the City within the Center City, Increment District Number Three, project area.

DESCRIPTION:

To account for the increment of taxes generated from Tax Increment District Three, Center City.

PERSONNEL:

	FYE 22 ACTUAL	FYE 23 ORIGINAL	FYE 23 REVISED	FYE 24 PROPOSED	FYE 24 ADOPTED
Full-time Positions	0	0	0	0	0
Part-time Positions	0	0	0	0	0
Total Budgeted Positions	0	0	0	0	0

EXPENDITURES:

	FYE 22 ACTUAL	FYE 23 ORIGINAL	FYE 23 REVISED	FYE 24 PROPOSED	FYE 24 ADOPTED
Salaries & Benefits	\$ -	\$ -	\$ -	\$ -	\$ -
Supplies & Materials	\$ -	\$ -	\$ -	\$ -	\$ -
Services & Maintenance	\$ -	\$ -	\$ -	\$ -	\$ -
Internal Services	\$ -	\$ -	\$ -	\$ -	\$ -
Capital Equipment	\$ -	\$ -	\$ -	\$ -	\$ -
Subtotal	<u>\$ -</u>	<u>\$ -</u>	<u>\$ -</u>	<u>\$ -</u>	<u>\$ -</u>
Capital Projects	\$ -	\$ -	\$ 100,000	\$ -	\$ -
Cost Allocations	\$ -	\$ -	\$ -	\$ -	\$ -
Debt Service	\$ -	\$ -	\$ -	\$ -	\$ -
Interfund Transfers	\$ -	\$ -	\$ -	\$ -	\$ -
Audit Adjust/Encum	\$ (7,209)	\$ -	\$ -	\$ -	\$ -
Subtotal	<u>\$ (7,209)</u>	<u>\$ -</u>	<u>\$ 100,000</u>	<u>\$ -</u>	<u>\$ -</u>
Fund Total	<u><u>\$ (7,209)</u></u>	<u><u>\$ -</u></u>	<u><u>\$ 100,000</u></u>	<u><u>\$ -</u></u>	<u><u>\$ -</u></u>

FUND SUMMARY

TOTAL ARTERIAL ROADS RECOUPMENT FUND (78)

MISSION:

To provide for the recoupment of costs associated with improvements to arterial roads.

DESCRIPTION:

To account for periodic transfers from the Capital Fund for construction of arterial road improvements, and to account for those costs to be recovered from adjacent property owners.

PERSONNEL:

	FYE 22 ACTUAL	FYE 23 ORIGINAL	FYE 23 REVISED	FYE 24 PROPOSED	FYE 24 ADOPTED
Full-time Positions	0	0	0	0	0
Part-time Positions	0	0	0	0	0
Total Budgeted Positions	0	0	0	0	0

EXPENDITURES:

	FYE 22 ACTUAL	FYE 23 ORIGINAL	FYE 23 REVISED	FYE 24 PROPOSED	FYE 24 ADOPTED
Salaries & Benefits	\$ -	\$ -	\$ -	\$ -	\$ -
Supplies & Materials	\$ -	\$ -	\$ -	\$ -	\$ -
Services & Maintenance	\$ -	\$ -	\$ -	\$ -	\$ -
Internal Services	\$ -	\$ -	\$ -	\$ -	\$ -
Capital Equipment	\$ -	\$ -	\$ -	\$ -	\$ -
Subtotal	\$ -	\$ -	\$ -	\$ -	\$ -
Capital Projects	\$ -	\$ -	\$ -	\$ -	\$ -
Cost Allocations	\$ -	\$ -	\$ -	\$ -	\$ -
Audit Adjustments	\$ (18,781)	\$ -	\$ -	\$ -	\$ -
Interfund Transfers	\$ -	\$ -	\$ -	\$ -	\$ -
Subtotal	\$ (18,781)	\$ -	\$ -	\$ -	\$ -
Fund Total	\$ (18,781)	\$ -	\$ -	\$ -	\$ -

CITY OF NORMAN

**PUBLIC SAFETY SALES TAX FUND
FYE 24 Capital Improvement Projects Budget**

Account Number	Project Number	Project Name	FYE 2023 Revised Budget	FYE 2024 Adopted	FYE 2025	FYE 2026	FYE 2027	FYE 2028	BEYOND 5 YEARS
Bond Funded Expenditures									
15695523	BP0029	Emergency Communications Center	6,618,339	-	-	-	-	-	-
Subtotal Bond Expenditures			\$ 6,618,339	\$ -	\$ -	\$ -	\$ -	\$ -	\$ -
Pay-go Funded Expenditures									
15693377	BG0064	Fire Storage Building	2,789	-	-	-	-	-	-
15665143	FT0004	Fire Apparatus Replacement	2,160,052	2,100,000	-	-	-	-	-
15-		Capital Outlay	358,747	323,714	1,985,493	1,705,093	-	-	-
15-	FT	Fire Station 5 Reconstruction/Relocation	-	-	-	-	-	-	-
Subtotal Pay-go Funded Expenditures			\$ 2,521,588	\$ 2,423,714	\$ 1,985,493	\$ 1,705,093	\$ -	\$ -	\$ -
TOTAL PSST FUND 15 Expenditures			\$ 9,139,927	\$ 2,423,714	\$ 1,985,493	\$ 1,705,093	\$ -	\$ -	\$ -

CITY OF NORMAN

**CDBG FUND
FYE 24 Capital Improvement Projects Budget**

Acct No	Project Number	Project Name	FYE 2023 Revised Budget	FYE 2024 Adopted	FYE 2025	FYE 2026	FYE 2027	FYE 2028	BEYOND 5 YEARS
21240200	GC0051	Cate Park Improvements	-	-	-	-	-	-	-
21240297	GC0072	CDBG Land Acquisition RFPs	25,000	-	-	-	-	-	-
21240203	GC0077	CDBG Target Area Tree Planting Project	29,440	-	-	-	-	-	-
21240007	GC0080	Original Townsite Street Improvements B19	253,978	-	-	-	-	-	-
21240007	GC0081	CDBG Target Area Tree Planting Proj B19	-	-	-	-	-	-	-
21240007	GC0082	CDBG Land Acquisition B19	-	-	-	-	-	-	-
21240011	GC0083	CDBG Target Area Tree Planting Proj B20	-	-	-	-	-	-	-
21240011	GC0084	Senior Center Kitchen Rehabilitation	45,186	-	-	-	-	-	-
21240011	GC0085	Non-Profit Rehabilitation B-20	22,994	-	-	-	-	-	-
21240011	GC0086	CDBG Land Acquisition	-	-	-	-	-	-	-
21240297	GC0087	Tree Pruning/Removal/Replacement	58,050	-	-	-	-	-	-
21240011	GC0088	CDBG Target Area Tree Planting Proj B21	18,356	-	-	-	-	-	-
21240016	GC0089	Habitat for Humanity Land Acquisition	-	-	-	-	-	-	-
21240016	GC0090	Land Acquisition for NAHC	28,770	-	-	-	-	-	-
21240023	GC0091	Senior Center Kitchen Rehab FYE 23	70,000	-	-	-	-	-	-
21240023	GC0092	FYE 23 habitat for Humanity Land Acquisition	40,000	-	-	-	-	-	-
21240023	GC0093	FYE 23 Land Acq Norman Affordable Houing Corp	100,000	-	-	-	-	-	-
21240303	GC0094	Affordable Rental Housing - ARPA	1,226,908	-	-	-	-	-	-
21-	GC-	FY 24 Habitat Acquisition	-	40,000	-	-	-	-	-
21-	GC-	FY 24 NHA Land Acquisition	-	100,000	-	-	-	-	-
TOTAL CDBG FUND 21 PROJECTS \$			1,918,682	\$ 140,000	\$ -	\$ -	\$ -	\$ -	\$ -

CITY OF NORMAN

**SPECIAL GRANTS FUND
FYE 24 Capital Improvement Projects Budget**

Acct No	Project Number	Project Name	FYE 2023 Revised Budget	FYE 2024 Adopted	FYE 2025	FYE 2026	FYE 2027	FYE 2028	BEYOND 5 YEARS
EXPENDITURES									
22695523	BG0083	Emergency Operations Center ARPA	9,950,000	-	-	-	-	-	-
22550480	BG0085	Bus Stops, New	120,000	-	-	-	-	-	-
22550480	BG0086	City Hall Electric Vehicle Charging Station	186,000	-	-	-	-	-	-
22590303	BG0260	Northbase Ph2 Vehicle Wash Facility	775,000	-	-	-	-	-	-
22595528	DR0020	The Vineyard Detn Draing	670,193	-	-	-	-	-	-
22592214	DR0022	Norman Midway Drive Project Scoping	112,500	-	-	-	-	-	-
22592214	DR0023	Norman Flood Warning System Development	75,000	-	-	-	-	-	-
22595303	DR0062	Imhoffe Creek Stabilization	3,000,000	-	-	-	-	-	-
22790074	PC0025	Sutton Wilderness Rec Trails Grant	111,200	-	-	-	-	-	-
22799966	PR0212	Tree Program Matching Funds	10,000	-	-	-	-	-	-
22590079	TR0051	12th Ave NE & High Meadows	1,630,682	-	-	-	-	-	-
22796638	PR0026	Firehouse Art Center Addition	325,000	-	-	-	-	-	-
TOTAL SPECIAL REVENUE FUND 22 PROJECTS			\$ 16,965,575	\$ -	\$ -	\$ -	\$ -	\$ -	\$ -

CITY OF NORMAN

ROOM TAX FUND
FYE 24 Capital Improvement Projects Budget

Acct No	Project Number	Project Name	FYE 2023 Revised Budget	FYE 2024 Adopted	FYE 2025	FYE 2026	FYE 2027	FYE 2028	BEYOND 5 YEARS
EXPENDITURES									
23794442	RT0089	Bicycle Skills Park	-	-	-	-	-	-	-
23794442	PR0172	Ruby Grant Park SE Parking Lot	-	-	-	-	-	-	-
23798815	RT0008	12th Avenue Tennis Court Renovation	870	-	-	-	-	-	-
23796638	RT0027	Firehouse Art Center addition (match)	-	-	-	-	-	-	-
23793375	RT0084	Disc Golf Improvements Citywide	-	-	-	-	-	-	-
23798814	RT0087	Sooner Theatre Seat Replace & Interiors (match)	22,032	-	-	-	-	-	-
23796627	RT0090	Historic Museum Parking	112,480	-	-	-	-	-	-
23793364	RT0091	Westwood Tennis Center Improvements	55,824	150,000	250,000	-	-	-	-
23-	RT0092	Westwood Park Masterplan	-	25,000	-	-	-	-	-
TOTAL ROOM TAX FUND 23 PROJECTS			\$ 191,206	\$ 175,000	\$ 250,000	\$ -	\$ -	\$ -	\$ -

CITY OF NORMAN

**PUBLIC TRANSPORTATION FUND
FYE 24 Capital Improvement Projects Budget**

Acct No	Project Number	Project Name	FYE 2023	FYE 2024	FYE 2025	FYE 2026	FYE 2027	FYE 2028	BEYOND
			Revised Budget	Adopted					5 YEARS
EXPENDITURES									
27590078	BG0084	North Base EV Charger - FTA	44,872	-	-	-	-	-	-
TOTAL TRANSIT FUND 27 PROJECTS \$			44,872	\$ -	\$ -	\$ -	\$ -	\$ -	\$ -

CITY OF NORMAN

**WESTWOOD PARK FUND
FYE 24 Capital Improvement Projects Budget**

Acct No	Project Number	Project Name	FYE 2023	FYE 2024	FYE 2025	FYE 2026	FYE 2027	FYE 2028	BEYOND
			Revised Budget	Adopted					
EXPENDITURES									
29793372	PC0029	Westwood Golf Improv - Bentley Donation	100,000	-	-	-	-	-	-
TOTAL WESTWOOD FUND 29 PROJECTS \$			100,000	\$ -	\$ -	\$ -	\$ -	\$ -	\$ -

CITY OF NORMAN

WATER FUND
FYE 24 Capital Improvement Projects Budget

Acct No	Project Number	Project Name	Fund 31							BEYOND 5 YEARS
			FYE 2023 Revised Budget	FYE 2024 Adopted	FYE 2025	FYE 2026	FYE 2027	FYE 2028		
EXPENDITURES										
WATER DISTRIBUTION SYSTEM										
031-	WA	Waterline Maintenance Plan: 40 Year Duration	-	-	-	-	-	-	-	-
031-	WA	Water Line Replacement: Alameda: 24th NE to Carter	-	-	-	1,770,000	6,560,000	-	-	-
31995521	WA	Water Line Replacement: Hall Park Phase 2	-	-	-	-	-	-	-	-
031-	WA	Water Line Replacement: Main Street: Berry to Interstate Dine	-	-	-	-	-	1,530,000	6,040,000	-
031-	WA	Water Line Replacement: 24th NE: Beaumont to Lindsay	-	-	-	-	-	959,000	-	-
031-	WA	Water Line Replacement: Urban Service Area Water Line Projects FYE 23	-	-	-	-	-	-	-	-
31993395	WA0021	Water Meter GPS	153,350	-	-	-	-	-	-	-
31993360	WA0173	Master Meters Installation	322,529	-	-	-	-	-	-	-
31993345	WA0196	I-35 Waterline Relocation	2,353	-	-	-	-	-	-	-
31993395	WA0201	Backflow Prevention Program	63,215	-	-	-	-	-	-	-
31993360	WA0239	WL Improvements: Segment D 24" Phase 4	2,223,315	-	1,500,000	-	-	-	-	-
31996683	WA0240	Water Line Replacement: 24th NE: Robinson to Alameda	77,696	-	-	-	-	-	-	-
31996683	WA0242	Water Line Replacement: Robinson- 24th NW to WTP	4,245,751	-	2,500,000	9,000,000	-	-	-	-
31993360	WA0246	Water Line Replacement: Parsons Addition	1,018,644	-	-	-	-	-	-	-
31993360	WA0328	Water Line Replacement: Flood-Robinson to Venture	1,366,960	-	-	-	-	-	-	-
31-	WA-	Water Line Replacement: Hall Park Phase 2	-	-	1,162,000	-	-	-	-	-
31-	WA-	Water Line Replacement: Flood Avenue	-	-	-	500,000	2,000,000	-	-	-
31-	WA-	Water Line Maintenance Plan 40 Year Duration	-	-	-	-	-	-	3,332,000	129,918,000
31999942	WA0337	Asset Management Plan	121,500	-	-	-	-	-	-	-
31995521	WA0338	Water Line Replacement: Classen/Flood, Highway 9 to Indian Hills	1,943,689	1,000,000	730,000	4,940,000	3,340,000	5,050,000	6,840,000	-
31996683	WA0339	Water Line Replacement: Sooner Mall	91,717	-	-	-	-	-	-	-
31993360	WA0348	Corporate Addition Utilities	301,200	-	-	-	-	-	-	-
31993360	WA0349	Water Line Improvements-Segment B (24th NE: Robinson to Tecumseh)	324,900	-	100,000	2,948,000	-	-	-	-
31993361	WA0351	Water Meter Automatic Metering Infrastructure (AMI)	3,917,829	-	-	-	-	-	-	-
31996683	WA0352	WL Replacement Southlake Addition	1,125,000	-	-	-	-	-	-	-
31996683	WA0353	Water Line Replacement: Jenkins Replacement	689,132	500,000	-	-	-	-	-	-
31996683	WA0354	Water Line Replacement: Porter Replacement	980,517	-	-	-	-	-	-	-
31993346	WA0355-0358	Water Line Replacement: Urban Service Area Water Line Projects	107,152	-	-	-	-	-	-	-
31995521	WA0363	Water Line Replacement: Fire Hydrant and Valve Replacements	230,864	100,000	100,000	100,000	100,000	100,000	100,000	-
31993395	WA0365	GIS As-Built Linking	23,075	-	-	-	-	-	-	-
31999942	WA0368	Utility Connection Fee Evaluation	38,125	-	-	-	-	-	-	-
31993345	WA0369	Blending of Wells 5,6,52 at WTP	647,490	-	-	-	-	-	-	-
31993346	WA0371	Crest Place - FY22 Urban SVC WL	104,000	-	-	-	-	-	-	-
31993346	WA0372	Blessing Court FY22 Urban SVC WL	16,000	-	-	-	-	-	-	-
31993346	WA0373	Jackson DR - FY22 Urban SVC WL	55,000	-	-	-	-	-	-	-
31993346	WA0377	Morren Dr - Urban SVC WL	66,000	-	-	-	-	-	-	-
31996683	WA0379	Water Line Replacement: Danfold -B/w Brookhaven	810,000	-	-	-	-	-	-	-
31993360	WA0380	Water Line Replacement: Tecumseh, 24th Ave NW to Journey Parkway	428,400	4,600,000	-	-	-	-	-	-
31993346	WA0381	Urban Service Area Waterlines FY 23	262,000	-	-	-	-	-	-	-
31993346	WA0383	Urban Service Area Waterlines FY 24	-	262,000	183,000	242,000	250,000	250,000	250,000	-
31-	WA0384	Lead Service Line Inventory and Replacement	-	1,650,000	1,650,000	1,150,000	1,150,000	350,000	-	-
Subtotal Water Distribution System Projects			\$ 21,737,412.83	\$ 8,112,000	\$ 7,925,000	\$ 20,650,000	\$ 15,889,000	\$ 15,122,000	\$ 136,758,000	
WATER TOWERS										
	WA	Water Tower - New SE Tower	-	-	-	-	-	-	-	3,500,000
31993345	WA0382	Water Tower - Robinson Tower	7,500	-	773,000	-	-	-	-	-
31993345	WA0182	Water Tower - Lindsey Tower	350,000	-	350,000	-	-	-	-	-
31993345	WA0294	Water Tower - Hall Park Tower	100,000	-	-	-	-	-	-	-
31993354	WA0364	Water Tower - Boyd Tower	376,500	-	230,000	-	-	-	856,000	-
Subtotal Water Tower Projects			\$ 834,000	\$ -	\$ 1,353,000	\$ -	\$ -	\$ 856,000	\$ 3,500,000	
WATER WELL IMPROVEMENTS										
31993345	WA0212	Water Well: 2015 Water Wells & Lines (paygo)	209,904	-	-	-	-	-	-	-
31993345	WA0235	Water Well: 2015 Well Field Development (paygo)	159,637	-	-	-	-	-	-	-
31995521	WA0243	Water Well: Horizontal Well	121,721	-	450,000	3,000,000	-	-	-	-
Subtotal Water Well and Distribution System Projects			\$ 491,262	\$ -	\$ 450,000	\$ 3,000,000	\$ -	\$ -	\$ -	
WATER TREATMENT PLANT										
031-	WA	Lake Thunderbird Augmentation	-	-	-	-	-	12,536,200	87,168,800	-
031-	WA	Update Water Supply Plan	-	-	-	500,000	-	-	-	-
31993398	WA0214	WTP Well Field Blending	1,627,734	-	4,500,000	-	-	-	-	-
31999939	WA0248	WTP Fiber Expansion	55,000	-	-	-	-	-	-	-
31999939	WA0249	WTP SCADA Improvements	897	-	-	-	-	-	-	-
31999939	WA0291	WTP Improvement Phase 1	129,638	-	-	-	-	-	-	-
31995521	WA0329	New Building for Line Maintenance (match)	4,443,435	-	-	-	-	-	-	-
31999939	WA0330	WTP Laboratory Remodel	12,407	-	-	-	-	-	-	-
31993395	WA0359	Corrosion Control Study	175,000	-	-	-	-	-	-	-
31993395	WA0360	Cyber & Physical Security Assessment (Split 50/50 between 031/032)	113,749	-	-	-	-	-	-	-
31999939	WA0361	WTP: Concrete Improvements	-	-	-	-	-	-	-	-
31993395	WA0362	WTP Sludge Disposal Study	100,000	-	-	-	-	-	2,000,000	-
31993395	WA0370	WTP: Solar Array	268,442	-	-	-	-	-	-	-
31999939	WA0374	WTP: CO2 Tank	384,813	-	-	-	-	-	-	-
31993395	WA0375	WTP: Clarifier 1 and 2 rehab	429,979	-	-	-	-	-	-	-
31993395	WA0376	WTP: Filter 1-4 Influent Pipe rehab	80,000	-	500,000	-	-	-	-	-
31999939	WA0378	WTP Land Purchase	43,071	-	-	-	-	-	-	-
Subtotal WTP Other Projects			\$ 7,804,165	\$ -	\$ 5,000,000	\$ 500,000	\$ -	\$ 12,536,200	\$ 89,168,800	
URBAN SERVICE AREA WATER LINES										
31993346	WA0332	Stinson St: Jenkins Ave to George Ave	78,000	-	-	-	-	-	-	-
31993346	WA0340	Hunting Horse Tr: Wyandotte Wy - 1010 Hunting Horse Tr	-	-	-	-	-	-	-	-
31993346	WA0341	Kiowa Way: Hunting Horse Tr to dead end cul de sac	29,000	-	-	-	-	-	-	-
31993346	WA0342	W. Brooks St: Berry Rd to Wylie Rd	103,000	-	-	-	-	-	-	-
31993346	WA0344	Comanche: Porter to Ponca	50	-	-	-	-	-	-	-
Subtotal Urban Service Area Water Line Projects			\$ 210,050	\$ -	\$ -	\$ -	\$ -	\$ -	\$ -	

CITY OF NORMAN

**WATER FUND
FYE 24 Capital Improvement Projects Budget**

Acct No	Project Number	Project Name	Fund 31						
			FYE 2023 Revised Budget	FYE 2024 Adopted	FYE 2025	FYE 2026	FYE 2027	FYE 2028	BEYOND 5 YEARS
HOT SOILS WATER LINE REPAIR PROGRAM									
31993344	WA0346	Crail Dr: 36th Ave NW to Astor Dr	50,000	-	-	-	-	-	-
31993344	WA0347	Buckingham Dr: Brownwood Ln to Bridgeport Rd	50,000	-	-	-	-	-	-
Subtotal Hot Soils Water Line Repair Program			\$ 100,000	\$ -	\$ -	\$ -	\$ -	\$ -	\$ -
SUBTOTAL PAYGO WATER PROJECTS			\$ 31,176,890	\$ 8,112,000	\$ 14,728,000	\$ 24,160,000	\$ 16,889,000	\$ 28,514,200	\$ 229,446,800
WATER BOND PROJECTS									
31993345	WB0212	2015 Water Wells and Supply Lines (2 MGD)	2,538,719	-	-	-	-	-	-
31999938	WB0291	WTP: Phase 2 Improvements	40,160	-	-	-	-	-	-
31999361	WB0351	WaterMeters, Advance Infrastr-Bond	14,998,980	-	-	-	-	-	-
Subtotal Bond Expenses for 2008 Water Bond Projects			\$ 17,576,859	\$ -	\$ -	\$ -	\$ -	\$ -	\$ -
TOTAL ALL WATER FUND 31 PROJECTS			\$ 48,753,749	\$ 8,112,000	\$ 14,728,000	\$ 24,160,000	\$ 16,889,000	\$ 28,514,200	\$ 229,446,800

* closed
- means unused funds to be returned to fund balance at end of fiscal year.

CITY OF NORMAN

**WATER RECLAMATION FUNDS
FYE 24 Capital Improvement Projects Budget**

Acct No	Project Number	Project Name	FYE 2023 Revised Budget	FYE 2024 Adopted	FYE 2025	FYE 2026	FYE 2027	FYE 2028	BEYOND 5 YEARS
EXPENDITURES									
32999911	WW0170	WRF Land Purchase 20 acres	-	-	-	-	-	-	-
32999911	WW0173	WRF Environmental Services Roof Replacement	-	-	-	-	-	-	-
32999942	WW0177	WW Conn Fee/Excise Tax Assessment	27,646	-	-	-	-	-	-
32993394	WW0205	WRF Non-Potable Reuse System	360,282	-	-	200,000	3,500,000	-	-
32-	WW-	Westside Lift Station Roof Replacement	-	-	41,000	-	-	-	-
32993363	WW0312	Sludge Co-Composting	21,874	-	-	1,035,000	-	-	-
32990048	WW0317	WRF Re-Use Pilot Study	535,760	-	-	-	-	-	-
32999911	WW0318	WRF Storage Building	44,564	-	850,000	-	-	-	-
32999911	WW0319	WRF Septage Receiving Station	800	-	-	500,000	-	-	-
32999911	WW0323	WRF Blower Building Roof Replacement	-	-	-	-	-	-	-
32999911	WW0324	WRF Structure Painting	-	-	-	-	-	-	-
32999911	WW0325	WRF Main Control Building Renovation	167,916	-	3,000,000	-	-	-	360,000
32999911	WW0326	Centrifuge Replacement	2,891,850	500,000	-	-	-	-	-
32995521	WW0329	Line Maintenance Building (match)	4,286,525	-	-	-	-	-	-
32999911	WW0332	Aeration Basin Turbo Blower Replacement	320,000	500,000	-	-	-	-	-
32999942	WW0360	Cyber & Physical Security Assessment	-	-	-	-	-	-	-
	WW0331	WRF Solar Array	1,010,403	75,000	-	-	-	-	-
32-	WW0336	Digester 3 Roof Replacement	-	250,000	-	-	-	-	-
TOTAL WATER RECLAMATION FUND 32 PROJECTS \$			9,667,620	\$ 1,325,000	\$ 3,891,000	\$ 1,735,000	\$ 3,500,000	\$ -	\$ 360,000

CITY OF NORMAN

**SEWER MAINTENANCE FUNDS
FYE 24 Capital Improvement Projects Budget**

Acct No	Project Number	Project Name	FYE 2023 Revised Budget	FYE 2024 Adopted	FYE 2025	FYE 2026	FYE 2027	FYE 2028	BEYOND 5 YEARS
EXPENDITURES									
32192236	WW	Sewer Lift Station Rehab: Park Hill	-	-	-	-	-	-	-
32192236	WW	Sewer Lift Station Rehab: Eagle Cliff	-	-	-	-	-	-	-
	WW	Sewer Maint Projects FYE 2025-2027	-	-	2,620,000	2,620,000	2,620,000	2,620,000	-
32-	WW	Sewer Lift Station Rehab 2025-2028	-	-	80,000	80,000	80,000	80,000	-
32190048	WW0091	Replace Lift Station D Force Main-Phase 2	1,048,554	-	-	-	-	-	-
32190048	WW0174	Bishop Interceptors (match)	2,570,000	-	-	-	-	-	3,804,300
32193338	WW0178	SS Aerial Crossing: HWY 9 & OliverWood	623,000	-	-	-	-	-	-
32193338	WW0202	Sewer Maint Projects FY14	169,113	-	-	-	-	-	-
32199974	WW0248	SS Emergency Repairs	452,500	100,000	100,000	100,000	100,000	100,000	-
32193338	WW0307	Sewer Maint Projects FY17	344,396	-	-	-	-	-	-
32193338	WW0316	Sewer Maint Projects FY18	2,782,764	-	-	-	-	-	-
32193338	WW0321	Sewer Maint Projects FY19	3,322,353	-	-	-	-	-	-
32192236	WW0327	Sewer Lift Station Rehab 2021: Post Oak	-	-	-	-	-	-	-
32190048	WW0328	Brookhaven Creek Interceptors	500,000	-	-	-	-	-	724,200
32193338	WW0330	12th Ave NE Manhole Replacements	277,222	-	-	-	-	-	-
32193338	WW0334	Sewer Maint Projects FYE 2022	2,620,000	-	-	-	-	-	-
32192236	WW0335	Sewer Lift Station Rehab: Ashton Grove	80,000	-	-	-	-	-	-
32193338	WW0337	Sewer Maint Projects FYE 2024	-	2,620,000	-	-	-	-	-
32-	WW0338	Sewer Lift Station Rehab: Sutton Place	-	80,000	-	-	-	-	-
TOTAL SEWER MAINTENANCE FUND 321 PROJECTS			\$ 14,789,902	\$ 2,800,000	\$ 2,800,000	\$ 2,800,000	\$ 2,800,000	\$ 2,800,000	\$ 4,528,500

CITY OF NORMAN

**NEW DEVELOPMENT EXCISE FUNDS
FYE 24 Capital Improvement Projects Budget**

Acct No	Project Number	Project Name	FYE 2023 Revised Budget	FYE 2024 Adopted	FYE 2025	FYE 2026	FYE 2027	FYE 2028	BEYOND 5 YEARS
EXPENDITURES									
322-	WW	South WRF Phase 3 BNR Improvements (match)	-	-	-	-	-	-	-
322-	WW	4.5 MGD North WRF	-	-	-	-	-	-	50,200,000
32290048	WW0174	Bishop Creek Interceptors	939,700	-	-	-	-	-	1,791,700
32290048	WW0308	SE Lift Station Payback	902,000	-	-	-	-	-	-
322-	WW0326	WRF Dewatering Centrifuge Replacement	-	2,000,000	-	-	-	-	-
32290048	WW0328	Brookhaven Creek Interceptors	500,000	-	-	-	-	-	2,181,500
32-	WW-	SE Lift Station Payback	-	-	6,000,000	-	-	-	-
32290722	WW0348	Corporation Addition Utilities	276,400	-	-	-	-	-	-
TOTAL NEW DEVELOPMENT EXCISE FUND 322 PROJECTS			\$ 2,618,100	\$ 2,000,000	\$ 6,000,000	\$ -	\$ -	\$ -	\$ 64,173,200

CITY OF NORMAN

**SANITATION FUND
FYE 24 Capital Improvement Projects Budget**

Acct No	Project Number	Project Name	FYE 2023 Revised Budget	FYE 2024 Adopted	FYE 2025	FYE 2026	FYE 2027	FYE 2028	BEYOND 5 YEARS
EXPENDITURES									
33999975	SA0024	Sanitation Storage Building	-	50,000	1,600,000	-	-	-	-
33999975	SA0005	Transfer Station Renovation	1,229,864	750,000	-	-	-	-	-
33999975	SA0009	Sanit Cont Maint Facility	66,515	-	-	-	-	-	-
33999975	SA0012	Household Hazardous Waste Facility	217,112	50,000	-	-	-	-	-
33999975	SA0014	Compost Area Pad Improvements	196,389	-	-	175,000	-	175,000	-
33999975	SA0015	Effluent Truck Washing Facility	3,805	-	-	-	-	-	-
33999975	SA0019	Compost Facility Scale House	373,370	-	-	-	-	-	-
33999975	SA0021	New Sanitation Facility	2,557,633	-	-	-	-	-	-
33999975	SA0022	West Norman Recycle Center	98,950	-	-	-	-	-	-
33999975	WW0312	WRF Class A Sludge Improvements	21,874	-	-	-	-	-	-
TOTAL SANITATION FUND 33 PROJECTS \$			4,765,512	\$850,000	\$1,600,000	\$175,000	\$-	\$175,000	\$-

* closed

- means unused funds to be returned to fund balance at end of fiscal year.

CITY OF NORMAN

CAPITAL FUND
FYE 24 Capital Improvement Projects Budget

Acct No	Project	Project Name	FYE 2023 Revised Budget	FYE 2024 Adopted	FYE 2025	FYE 2026	FYE 2027	FYE 2028	BEYOND 5 YEARS
EXPENDITURES									
I. CAPITAL OUTLAY (Approximately 27% by Formula)									
50930194	n.a.	Capital Outlay (Capital Sales Tax) (3/7/19)	4,096,539	4,635,671	4,728,384	4,822,952	4,919,411	5,017,799	-
**SUBTOTAL CAPITAL OUTLAY			\$ 4,096,539	4,635,671	4,728,384	4,822,952	4,919,411	5,017,799	-
II. STREET MAINTENANCE (Approximately 25% by Formula)									
50593369	SC0622	Alley Repair Program FYE18	11,762	-	-	-	-	-	-
50593369	SC0728	McCullough Front Alley	126,131	-	-	-	-	-	-
50593369	SC0700	Alley Repair Program FYE21	7,883	-	-	-	-	-	-
50593369	SC0724	Alley Repair Program FY 21	400,000	-	-	-	-	-	-
50593369	SC0747	Alley Repair Program FY 24	-	200,000	200,000	200,000	200,000	200,000	-
Asphalt Pavt Maint									
50595511	SC0663	Rock Creek; Bruckner Dr to 24th NE	66,289	-	-	-	-	-	-
50595511	SC0681	Post Oak Rd	13,082	-	-	-	-	-	-
50595511	SC0682	Rock Creek Road	42,836	-	-	-	-	-	-
50595511	SC0706	Infrastructure Data Collection Testing	4,626	-	-	-	-	-	-
50595511	SC0705	Rock Creek Road (72nd NE to 84th NE)	205,572	-	-	-	-	-	-
50595511	SC0704	144th Ave SE (Lindsey to Imhoffe)	196,771	-	-	-	-	-	-
50595511	SC0703	72nd Ave NE (Alameda to Lindsey)	19,845	-	-	-	-	-	-
50595511	SC0701	48th Ave NW: Multi Agency Agreement	27,656	-	-	-	-	-	-
50595511	SC0702	72nd Ave NE (Robinson to Alameda)	14,511	-	-	-	-	-	-
50595511	SC0729	72nd Ave SE (Lindsey to Hwy 9)	233,513	-	-	-	-	-	-
50595511	SC0730	Tecumseh Rd (60th Ave NW to 72nd Ave NW)	201,093	-	-	-	-	-	-
50595511	SC0731	48th Ave SE (Lindsey to Hwy 9)	188,679	-	-	-	-	-	-
50595511	SC0732	Lindsey Street to Hwy 9	200,592	-	-	-	-	-	-
50595511	SC-	Asphalt Pavt Maint FY 25+	-	-	1,502,377	1,502,377	1,502,377	1,502,377	1,502,377
50595511	SC0748	24th Ave. NE:Tecumseh Rd to Rock Creek	-	314,543	-	-	-	-	-
50595511	SC0749	48th Ave NE: Robinson St. to Rock Creek	-	375,588	-	-	-	-	-
50595511	SC0750	144th Ave NE: Franklin Rd to North End	-	131,246	-	-	-	-	-
50595511	SC0751	60th Ave SE: Alameda St to Lindsey St	-	258,500	-	-	-	-	-
50595511	SC0752	E Franklin Rd: 156th Ave NE to 144th Ave NE	-	273,637	-	-	-	-	-
50595511	SC0753	60th Ave SE: Post Oak Rd to Etowah Rd	-	116,363	-	-	-	-	-
50595511	SC0754	Infrastructure Data Collection/Testing FYE 24	-	32,500	-	-	-	-	-
50595511	SC0733	Asphalt Pavt Infrastructure Data/Testing FYE 23	10,000	-	-	-	-	-	-
Asphalt Paver Patch									
50596692	SC0648	East Interstate Dr: Main to Robinson	129,930	-	-	-	-	-	-
50596692	SC0685	36th Ave SE	3,090	-	-	-	-	-	-
50596692	SC0707	Nutmeg (72nd to Allspice Run)	76,925	-	-	-	-	-	-
50596692	SC0709	Allspice (Ginger Dr. to Allspice Run)	26,840	-	-	-	-	-	-
50596692	SC0710	Cinnamon Circle (Allspice Run to end)	8,575	-	-	-	-	-	-
50596692	SC0711	Infrastructure Data Collection/Testing	12,000	-	-	-	-	-	-
50596692	SC0734	132nd Ave SE (Cedar Lane to Post Oak Rd)	130,500	-	-	-	-	-	-
50596692	SC0736	Asphalt Paver Patch Data/Testing FY23	10,000	-	-	-	-	-	-
50596692	SC0735	132nd Ave SE (Post Oak Rd to Etowah Rd)	130,500	-	-	-	-	-	-
Concrete Pavement Maintenance									
50597718	SC0670	917 24th Ave SW: curb alignment	5,246	-	-	-	-	-	-
50597718	SC0671	Lindsey St: 12th SE to Creekside	95,000	-	-	-	-	-	-
50597718	SC0672	Rock Creek: Flood to Stubbeman	105,000	-	-	-	-	-	-
50597718	SC0688	Windermere Dr.	233	-	-	-	-	-	-
50597718	SC0689	McGee Dr.	146,343	-	-	-	-	-	-
50597718	BP0523	McGee St Concrete SH9:Westbrooke Tr	256,835	-	-	-	-	-	-
50597718	SC0691	Ridge Lake Blvd	8,088	-	-	-	-	-	-
50597718	SC0693	High Meadows Dr	11	-	-	-	-	-	-
50597718	SC0713	Summit Valley Addition	24,538	-	-	-	-	-	-
50597718	SC0714	Larsh's Addition	40,000	-	-	-	-	-	-
50597718	SC0715	Town & Country Estates	21,016	-	-	-	-	-	-
50597718	SC0716	Beasant Add & Land T. Add.	20,000	-	-	-	-	-	-
50597718	SC0718	Universal Heights	40,000	-	-	-	-	-	-
50597718	SC0719	Shenwood Forest	20,500	-	-	-	-	-	-
50597718	SC0720	Infrastructure Data Collection/Testing	10,000	-	-	-	-	-	-
50597718	SC0737	Reeds Addition (College Ave-Brooks to Cruce St)	77,825	-	-	-	-	-	-
50597718	SC0738	Riverside Addition (Belknap Ave to 2333 to Riverside Dr)	34,760	-	-	-	-	-	-
50597718	SC0739	Castle Rock Addn (Stonehurst/DrawBridge Ln/CastleRock Rd)	77,425	-	-	-	-	-	-
50597718	SC0740	Sunset Addition (Dakota/Barbour Ave)	62,170	-	-	-	-	-	-
50597718	SC0741	Sunset Addition (Dakota/Sherry Ave)	38,320	-	-	-	-	-	-
50597718	SC-	Concrete Pavement Maintenance FY 25+	-	-	375,500	375,500	375,500	375,500	375,500
50597718	SC0755	Savannah Addition: Halsey Dr	-	87,221	-	-	-	-	-
50597718	SC0756	Lakeview Terrace Addition: Stanton Dr	-	46,485	-	-	-	-	-
50597718	SC0757	Floyd Addition: Hoover St	-	61,452	-	-	-	-	-
50597718	SC0758	Castlerock Addition: Castlerock Rd	-	30,105	-	-	-	-	-
50597718	SC0759	Castlerock Addition #4: Brownwood Ln	-	38,344	-	-	-	-	-
50597718	SC0760	Castlerock Addition #5: Bridge Port Ln	-	24,393	-	-	-	-	-
50597718	SC0761	Misc. Citywide Concrete Repair Locations	-	75,000	-	-	-	-	-
50597718	SC0762	Infrastructure Data Collection/Testing	-	12,500	-	-	-	-	-
50597718	SC0742	Concrete Pv Maint Data/Test FY23	10,000	-	-	-	-	-	-
50590051	SC0630	Concrete Valley Gutter Project FYE 2018	12,138	-	-	-	-	-	-
50590051	SC0634	Concrete Valley Gutter Project FYE 2019	75,000	-	-	-	-	-	-
50590051	SC0638	Concrete Valley Gutter Project FYE 2020	75,000	-	-	-	-	-	-
50590051	SC0726	Concrete Valley Gutter Program	150,000	-	-	-	-	-	-
50596686	SC0638	Crack Seal FY18	2,317	-	-	-	-	-	-
50596686	SC0699	Crack Seal FY21	68,483	-	-	-	-	-	-
50596686	SC0763	Crack Seal FY 24	-	225,000	225,000	225,000	225,000	225,000	225,000
50596686	SC0727	Crack Seal Program FY 22	450,000	-	-	-	-	-	-

CITY OF NORMAN

CAPITAL FUND
FYE 24 Capital Improvement Projects Budget

Acct No	Project	Project Name	FYE 2023 Revised Budget	FYE 2024 Adopted	FYE 2025	FYE 2026	FYE 2027	FYE 2028	BEYOND 5 YEARS
Rural Roads Improvements									
50596696	SC0537	120 NE: 1/2 Mi N of Lindsey to End	5,399	-	-	-	-	-	-
50596696	SC0578	Rural Chip Seal FYE15	43,889	-	-	-	-	-	-
50596696	SC0633	96th SE: Post Oak-Etowah	2,041	-	-	-	-	-	-
50596696	SC0695	Tecumseh Rd	6,181	-	-	-	-	-	-
50596696	SC0696	36th Ave NE	108,719	-	-	-	-	-	-
50596696	SC0721	Imhoff Rd: 132nd SE to 144th SE	50,537	-	-	-	-	-	-
50596696	SC0722	Lindsey St: 12th SE to Creekside	17,087	-	-	-	-	-	-
50596696	SC0724	Infrastructure Data Collection/Testing	12,000	-	-	-	-	-	-
50596696	SC0743	Post Oak Rd (96th SE to 108th SE)	126,873	-	-	-	-	-	-
50596696	SC0744	48th Ave SE (Hwy 9 to Cedar Lane)	135,758	-	-	-	-	-	-
50596696	SC0745	48th Ave SE (Cedar Lane Rd to Post Oak)	127,369	-	-	-	-	-	-
50596696	SC0746	Rural Rd Infrastructure Data/Test FY 23	10,000	-	-	-	-	-	-
Subtotal Street Maintenance Projects			\$ 6,071,282	\$ 2,302,877	\$ 2,302,877	\$ 2,302,877	\$ 2,302,877	\$ 2,302,877	\$ 2,102,877

III. MAINTENANCE OF EXISTING FACILITIES

50196677	EF0006	Fire Station 4	700	-	-	-	-	-	-
50196677	EF0012	Park Parking Lots & Sidewalks Maintenance	42,797	40,000	40,000	40,000	40,000	40,000	40,000
50196677	EF0017	Sports Field Reighting	16,522	10,000	10,000	10,000	10,000	10,000	10,000
50196677	EF0062	Playground component replacement	15,000	30,000	30,000	30,000	30,000	30,000	30,000
50196677	EF0124	Park Sign & Fence Maintenance	63,576	25,000	25,000	25,000	25,000	25,000	25,000
50196677	EF0134	Fire Station 1 repair	5,921	-	-	-	-	-	-
50196677	EF0169	Painting Municipal Complex	50,000	-	-	-	-	-	-
50196677	EF0173	Recreation Center Interior Renovations	25,000	-	-	-	-	-	-
50196677	EF0180	Fire Administration Remodel	31,415	-	-	-	-	-	-
50196677	EF0187	Park Electrical Services Maintenance	10,686	5,000	5,000	5,000	5,000	5,000	5,000
50196677	EF0193	Sooner Theater Sign and Marquee Repairs	379	-	-	-	-	-	-
50196677	EF0197	Park Shelter, Restroom & Structure Maintenance	20,543	20,000	20,000	20,000	20,000	20,000	20,000
50196677	EF0222	Whittier & Irving Exterior Paint & Door Replacement	-	-	-	-	-	-	-
50196677	EF0225	Building C Restroom renovation	50,000	-	-	-	-	-	-
50196677	EF0226	Fire Station 4 - Rehabilitation	1,516	-	-	-	-	-	-
50196677	EF0227	Room in Police Building B	22,500	-	-	-	-	-	-
50196677	EF0229	Fire Station Overhead Doors	59,388	57,220	-	-	-	-	-
50196677	EF0230	Fire Station 9 Repairs	10,305	50,000	-	-	-	-	-
50696677	EF0231	Station 7 Apparatus Bay Heaters	-	14,520	-	-	-	-	-
50696677	EF0232	Fire Training Center Remodel	-	50,000	-	-	-	-	-
50696677	EF0233	Fire Station 2 Drop Ceiling	-	27,848	-	-	-	-	-
50696677	EF0234	Fire Station 4 Kitchen	-	12,000	-	-	-	-	-
50696677	EF0235	Fire Station 5 Flooring	-	7,500	-	-	-	-	-
50796677	EF0236	12th Ave Rec Center Improvements	-	60,000	45,000	-	-	-	-
50796677	EF0237	Westwood Aquatic Annual Maintenance	-	25,000	25,000	25,000	25,000	25,000	25,000
50196677	EF0238	City Facility Emergency Action Plan	-	70,000	-	-	-	-	-
50196677	EF0240	HVAC Automation	-	50,000	50,000	50,000	50,000	50,000	50,000
50696677	EF0241	PD Patrol Briefing Room Floor	-	30,000	-	-	-	-	-
50696677	EF0242	PD Training Facility Updates/HVAC	-	60,000	-	-	-	-	-
50796677	EF0249	Historical House Exterior Paint & Repairs	-	150,000	-	-	-	-	-
50595540	EF1002	Building Maintenance - Roofs	338,493	-	-	-	-	-	-
50595540	EF1003	Building Maintenance - Mechanical/HVAC	129,672	75,000	-	-	-	-	-
50595540	EF1004	Building Maintenance - Lighting	16,573	-	-	-	-	-	-
50595540	EF1007	Capital Roofing Projects	-	100,000	100,000	100,000	100,000	100,000	100,000
50595540	EF1008	Capital Plumbing Replacement	-	25,000	25,000	25,000	25,000	35,000	-
*SUBTOTAL MAINTENANCE OF EXISTING FACILITIES			\$ 910,996	\$ 994,086	\$ 375,000	\$ 330,000	\$ 330,000	\$ 340,000	\$ 305,000

IV. OTHER CAPITAL PROJECTS PAY-AS-YOU-GO

TRANSPORTATION SYSTEMS WITH STATE AND FEDERAL FUNDING									
50593387	SR0100	Site #7 RckCrk/156NE/168NE	27,975	-	-	-	-	-	-
50593387	SR0101	Site #9 Post Oak/108E/120E	20,650	-	-	-	-	-	-
50593387	SR0102	Site #11 RckCrk/156NE/180NE	18,572	-	-	-	-	-	-
50593387	SR0104	Site #28 72ndNE/Tecumseh	114,268	-	-	-	-	-	-
50593387	SR0110	Franklin: 26th E-48th E	3,414	-	-	-	-	-	-
50591169	TR0019	Railroad Corridor Safety	84,538	-	-	-	-	-	-
50593352	TR0042	Hwy 9/Little River Bridge	1,605	-	-	-	-	-	-
50590079	TR0051	12th Ave. NE & Highmeadows Dr.	420,784	-	-	-	-	-	-
50590076	TR0057	Classen Blvd Signals	9,455	-	-	-	-	-	-
50590079	TR0059	Rock Creek: 12th NW & Trailwoods Signal	290,523	-	-	-	-	-	-
50590076	TR0061	12th SE & Triad Village Signal	71,252	-	-	-	-	-	-
50590076	TR0064	Flood Ave & Venture Drive Signal	254,310	-	-	-	-	-	-
50591169	TR0066	Railroad Outlet Zone	210,657	-	-	-	-	-	-
50595535	TR0068	ODOT Audit Adjustments	327,658	100,000	100,000	100,000	100,000	100,000	100,000
50595552	TR0094	Rock Creek: Grandview to 36th NW Widening	525,604	-	670,000	-	-	-	-
50590076	TR0101	US 77 (Classen) & Post Oak Signal	75,000	-	-	-	-	-	-
50590076	TR0102	36th Ave NW & Crail Dr Signal	28,252	-	-	-	-	-	-
50595552	TR0104	Robinson Street West of I-35 (match for Fund 57)	376,364	-	-	-	-	-	-
50595552	TR0106	Cedar Lane: E of 24th SE to 36th SE (PayGo)	204,980	-	-	-	-	-	-
50590076	TR0108	36th Ave NW & Tecumseh Road	33,712	100,000	-	-	-	-	-
50590076	TR0109	36th NW: Bart Corner to Cascade Blvd Signal Interconnect	21,600	-	-	-	-	-	-
50597712	TR0110	Classen Sidewalks: Boyd to 12th Ave SE	201,495	-	-	-	-	-	-
50596688	TR0111	Constitution Street Multi-Modal Path Extension	3,024	-	-	-	-	-	-
50596688	TR0112	Flood Avenue Multi-Modal Path	586,885	-	-	-	-	-	-
50597712	TR0113	Flood Sidewalk: Gray-Acres	169,686	-	-	-	-	-	-
50586511	TR0114	Tecumseh, Flood and Robins on Wayfinding	241,460	240,000	-	-	-	-	-
50597712	TR0115	McGee Drive Sidewalk: SH9-Lindsey	67,203	-	-	-	-	-	-
50593357	TR0120	Technology Place street extension	550,000	-	-	-	-	-	-
50590689	TR0124	Traffic Management Center	38,200	-	-	-	-	-	-
50590076	TR0237	Alameda/Summit Lakes Blvd/Lochwood Dr Signal	-	-	-	-	-	-	-
Subtotal Transp w/ Fed'l Funds			\$ 4,979,126	\$ 440,000	\$ 770,000	\$ 100,000	\$ 100,000	\$ 100,000	\$ 100,000

CITY OF NORMAN

CAPITAL FUND
FYE 24 Capital Improvement Projects Budget

Acct No	Project	Project Name	FYE 2023 Revised Budget	FYE 2024 Adopted	FYE 2025	FYE 2026	FYE 2027	FYE 2028	BEYOND 5 YEARS
V. Transfers									
50930194		Transfer to GF St Maint Drainage Labor	77,175	85,085	89,340	93,807	98,497	103,422	-
50930194		Services and Maintenance Cap	16,699	16,877	17,046	17,216	17,388	17,562	-
50930194		VF Transf - PSST Fund	-	-	-	-	-	-	-
50930194		Transfer To Westwood Golf	131,830	75,897	61,500	61,500	61,500	61,500	-
		Subtotal Transfers for Projects	\$ 225,704	\$ 177,859	\$ 167,886	\$ 172,523	\$ 177,385	\$ 182,484	\$ -
VI. SALARIES AND BENEFITS									
		Salary and Benefits	1,413,850	1,311,545	1,377,122	1,445,978	1,518,277	1,594,191	-
		**SUBTOTAL SALARIES AND BENEFITS	\$ 1,413,850	\$ 1,311,545	\$ 1,377,122	\$ 1,445,978	\$ 1,518,277	\$ 1,594,191	\$ -
IX. BOND PROJECTS (October 2012 Referendum)									
5059552	BP0189	Lindsey: 24th SW to Beny Rd Widening	6,000	-	-	-	-	-	-
5059552	BP0190	Alameda Street Safety Project	3,345,693	-	-	-	-	-	-
5059552	BP0191	12th Ave SW: Highway 9 to Cedar Lane Widening	12,110	-	-	-	-	-	-
5059552	BP0192	24th East Widening from Lindsey to Robinson	3,012	-	-	-	-	-	-
50593352	BP0194	Bridge Replacement Main St Local Bridge No 016	78,450	-	-	-	-	-	-
50590079	BP0196	Cedar Lane Rd: 12th Ave SE to 24th Ave SE Widening	15,438	-	-	-	-	-	-
5059552	BP0197	36th Ave NW: Tecumseh to Indian Hills Rd Widening	3,680,223	-	-	-	-	-	-
5059552	TR0193	Lindsey: 24th SW to Beny Rd Widening Phase 1	15,270	-	-	-	-	-	-
		Subtotal 2012 GOB Bond Issuance Costs	\$ -	\$ -	\$ -	\$ -	\$ -	\$ -	\$ -
		Subtotal 2012 GOB Fund 50	\$ 7,156,196	\$ -	\$ -	\$ -	\$ -	\$ -	\$ -
		Subtotal PAYGO	\$ 6,000	\$ -	\$ -	\$ -	\$ -	\$ -	\$ -
X. BOND PROJECTS (April 5, 2016 Referendum; April 6, 2021 Referendum)									
Proposition 1 Issuance Cost (GOB)									
50594401	Urban Asphalt Pavement								
	BP0522	ADA Ramp Repair	4,491	-	-	-	-	-	-
	BP0524	Normandy Acres First	526,950	-	-	-	-	-	-
	BP0525	Classen Miller Addition	78,840	-	-	-	-	-	-
	BP0526	Norman Old Town	146,000	-	-	-	-	-	-
	BP0527	Campus Addition	96,360	-	-	-	-	-	-
	BP0528	Eagle Cliff Addition	385,440	-	-	-	-	-	-
	BP0563	Normandy Acres First FY24	-	592,240	-	-	-	-	-
	BP0564	Jones Addition FY24	-	158,950	-	-	-	-	-
	BP0565	Campus Addition FY24	-	120,890	-	-	-	-	-
	BP0566	Faculty Heights FY 24	-	203,280	-	-	-	-	-
50593393	Urban Concrete Pavement								
	BP0529	Americana Estates	21,000	-	-	-	-	-	-
	BP0530	Colonial Estates	71,400	-	-	-	-	-	-
	BP0531	Forest Hills Addition	325,500	-	-	-	-	-	-
	BP0532	Lydicks Addition	378,000	-	-	-	-	-	-
	BP0533	Hetherington Heights Addition	504,000	-	-	-	-	-	-
	BP0534	Brookhaven Addition	136,500	-	-	-	-	-	-
	BP0535	Lincoln terrace Addition	147,000	-	-	-	-	-	-
	BP0536	Willow Brook Addition	63,000	-	-	-	-	-	-
	BP0537	Lakeview Terrace	56,700	-	-	-	-	-	-
	BP0538	Hardie Rucker Addition	210,000	-	-	-	-	-	-
	BP0539	Woodslawn Addition	588,000	-	-	-	-	-	-
	BP0567	Colonial Estates FY24	-	88,200	-	-	-	-	-
	BP0568	Hetherington Heights Addition FY24	-	661,500	-	-	-	-	-
	BP0569	Westfield Manor Additino FY24	-	110,250	-	-	-	-	-
	BP0570	Universal Heights Addition FY24	-	383,670	-	-	-	-	-
	BP0571	Edgemoor Addition FY24	-	176,400	-	-	-	-	-
	BP0572	Brookhaven Addition FY24	-	231,525	-	-	-	-	-
	BP0573	Parsons Addition FY24	-	176,400	-	-	-	-	-
	BP0574	Hall Park Addition FY24	-	110,250	-	-	-	-	-
	BP0575	Boyd View FY24	-	165,375	-	-	-	-	-
	BP0576	Woodslawn Addition FY24	-	330,750	-	-	-	-	-
50593376	Rural Asphalt								
	BP0486	Franklin Rd	20	-	-	-	-	-	-
	BP0497	Alameda St	1,108,487	-	-	-	-	-	-
	BP0519	72nd Ave NW: Franklin Rd- South End	2,207	-	-	-	-	-	-
	BP0540	36th Ave NE	652,400	-	-	-	-	-	-
	BP0577	36th Ave NE:FranklinRd/Tecumseh FY24	-	227,040	-	-	-	-	-
	BP0578	36th Ave NE:TecumsehRd/RockCreekRd FY24	-	227,040	-	-	-	-	-
50593385	Urban Reconstruction								
	BP0498	State University Addition	577,356	-	-	-	-	-	-
	BP0499	Grover Addition	91,854	-	-	-	-	-	-
	BP0521	Willowbrook Addition	22,598	-	-	-	-	-	-
	BP0541	Rosa's Addition	250,900	-	-	-	-	-	-
	BP0542	Willowbrook Addition	494,600	-	-	-	-	-	-
	BP0579	Willow Brook Addition FY24	-	497,000	-	-	-	-	-
	BP0580	Broad Acres FY24	-	470,000	-	-	-	-	-
50593399	Preventative Maintenance								
	BP0555	Morren Dr: Cindy Ave-Crest Pl	30,000	-	-	-	-	-	-
	BP0581	Sherburne Ct: LampPost/EastEnd FY24	-	1,478	-	-	-	-	-
	BP0582	Sherburne:LampPost/Scarlet FY24	-	6,022	-	-	-	-	-
	BP0583	Vincent:Scarlet/GoldenOaks FY24	-	2,294	-	-	-	-	-
	BP0584	Scarlet:Vincent/LyewoodLn FY24	-	1,282	-	-	-	-	-
	BP0585	Golden Oaks:Vincent/LyewoodLn FY24	-	5,260	-	-	-	-	-
	BP0586	Lyewood Ln:GoldenOaks/MeaowRidgeRd FY24	-	3,410	-	-	-	-	-
	BP0587	Meadow Ridge Cir:LyewoodLn/SouthEnd FY24	-	1,776	-	-	-	-	-
	BP0588	Meadow Ridge Rd:LyewoodLn/GrystoneLn FY24	-	5,620	-	-	-	-	-
	BP0589	Shadow Crest:Shadowridge Dr/NorthEnd FY24	-	2,952	-	-	-	-	-
	BP0590	Shadow Grove:ShadowridgeDr/NorthEnd FY24	-	2,676	-	-	-	-	-
	BP0591	Shadow Creek:ShadowridgeDr/NorthEnd FY24	-	1,584	-	-	-	-	-
	BP0592	Shadowridge Dr:36thAveSW/WestEnd FY24	-	11,368	-	-	-	-	-
	BP0593	Boyd St:BerryRd/FloodAve FY24	-	25,633	-	-	-	-	-

CITY OF NORMAN

CAPITAL FUND
FYE 24 Capital Improvement Projects Budget

Acct No	Project	Project Name	FYE 2023 Revised Budget	FYE 2024 Adopted	FYE 2025	FYE 2026	FYE 2027	FYE 2028	BEYOND 5 YEARS
BP0594	Barbour Ave:NebraskaSt/DakotaSt	FY24	-	14,034	-	-	-	-	-
BP0595	Edinburg Dr:CoalbrookDr/RidgeBluffDr	FY24	-	10,281	-	-	-	-	-
BP0596	Rockingham Dr:RidgeBluffDr/CoalbrookDr	FY24	-	12,260	-	-	-	-	-
BP0597	Waterfront Dr:CoalbrookDr/CoalbrookDr	FY24	-	57,237	-	-	-	-	-
BP0598	Ridge Bluff Ct: RockinghamDr/North300Block	FY24	-	5,111	-	-	-	-	-
BP0599	Pine Cove Ct: RockinghamDr/North300Block	FY24	-	7,150	-	-	-	-	-
BP0600	Devonshire Dr:LochwoodDr/Sandstone	FY24	-	39,753	-	-	-	-	-
BP0601	Sandstone Dr:LochwoodDr/DevonshireDr	FY24	-	32,984	-	-	-	-	-
BP0602	Sandstone Cir:SandstoneDr/East2900Block	FY24	-	4,912	-	-	-	-	-
BP0603	Lochwood Dr:Alameda/North200Block	FY24	-	39,177	-	-	-	-	-
BP0604	Coalbrook Dr:DevonshireDr/CoachCt	FY24	-	42,163	-	-	-	-	-
Subtotal 2016 GOB Bond Issuance Costs									
Subtotal 2021 GOB Project Expenses			\$ 6,969,603	\$ 5,267,185	\$ -	\$ -	\$ -	\$ -	\$ -
TOTAL 2021 BOND			\$ 6,969,603	\$ 5,267,185	\$ -	\$ -	\$ -	\$ -	\$ -
XI. BOND PROJECTS (April 2, 2019 Referendum)									
Bond Issuance Cost (GOB)									
50594019	BP0417	Jenkins Ave - Imhoff Road to Lindsey Street Widening & Reconst.	8,799,577	-	-	-	-	-	-
50594019	BP0418	Porter Ave Streetscape	2,402,978	-	-	-	-	-	-
50594019	BP0419	James Garner Ave - Acres to Duffy St Roadway Improv	4,460,361	-	-	-	-	-	-
50594019	BP0420	Cedar Lane - E of 24th Ave SE to 36th Ave SE Reconst.	1,070,000	3,005,652	-	-	-	-	-
50594019	BP0421	Constitution St - Jenkins Ave to Classen Blvd Reconst.	2,373,307	-	-	-	-	-	-
50594019	BP0422	Traffic Management Center Study	25,978	-	-	-	-	-	-
50594019	BP0423	36th SE - Cedar Lane to SH9 Widening and Reconstruction	680,510	575,000	300,000	1,268,980	-	-	-
50594019	BP0424	Gray Street 2-way conversion	4,527,674	-	-	-	-	-	-
50594019	BP0425	36th Ave NW - Indian Hills Rd to City Limits Widening	1,237,275	300,000	740,009	-	-	-	-
50594019	BP0426	24th Ave NE - Rock Creek to Tecumseh Widening	870,669	420,000	500,000	1,629,404	-	-	-
50594019	BP0427	48th Ave NW Phase 1 - Robinson to Rock Creek Widening	721,557	-	1,729,400	400,000	1,229,367	-	-
50594019	BP0428	Lindsey Street Phase 1 - Elm Ave to Jenkins Ave Widening	-	935,688	1,592,915	-	-	-	-
50594019	BP0429	Indian Hills Road - 48th Ave NW to I-35 Widening	-	-	1,373,561	2,711,200	4,396,865	-	-
50594019	BP0430	Indian Hills Road and I-35 Matching Funds	-	-	2,000,000	-	-	-	-
50594019	BP0431	48th Ave NW Phase 2 - Rock Creek to Tecumseh Widening	-	-	-	768,261	444,000	-	1,353,778
50594019	BP0432	Lindsey Street Phase 2 - Pickard Ave to Elm Ave Widening	-	395,694	1,653,566	-	-	-	-
50594019	BP0433	Tecumseh - 12th Ave NE to 24th Ave NE Reconst.	-	962,774	637,500	500,000	1,725,290	-	-
50594019	BP0434	Rock Creek Road - Queenston Ave to 24th Ave NE	-	589,934	477,500	1,057,160	-	-	-
50594019	BP0455	GOB 2019 Project Oversight	353,505	-	-	603,250	-	-	-
Subtotal 2019 GOB Bond Issuance Costs									
Subtotal 2019 GOB Project Expenses			\$ 27,523,391	\$ 7,184,742	\$ 11,004,451	\$ 8,938,256	\$ 7,795,522	\$ -	\$ 1,353,778
TOTAL 2019 BOND			\$ 27,523,391	\$ 7,184,742	\$ 11,004,451	\$ 8,938,256	\$ 7,795,522	\$ -	\$ 1,353,778
TOTAL CAPITAL FUND 50 PROJECTS' EXPENSE			\$ 92,402,364	\$ 28,639,550	\$ 25,164,670	\$ 22,577,585	\$ 21,658,472	\$ 13,947,351	\$ 6,921,655
RESERVE FOR SENIOR CENTER			\$ -						
RESERVE FOR ROBINSON/I-35 West /CROSSROADS			\$ 786,690						
RESERVE - 5% OF NEW REVENUE FOR CONTINGENCY			\$ 1,178,275	\$ 858,458	\$ 875,627	\$ 893,139	\$ 911,002	\$ 929,222	\$ -

CITY OF NORMAN

**NORMAN FORWARD SALES TAX CAPITAL FUND
FYE 24 Capital Improvement Projects Budget**

Acct No	Project Number	Project Name	FYE 2023 Revised Budget	FYE 2024 Adopted	FYE 2025	FYE 2026	FYE 2027	FYE 2028	BEYOND 5 YEARS
EXPENDITURES									
I. Bond Funded									
51796639	NFB001	Griffin Park Remodel	7,853,993	788,352	-	-	-	-	-
51795546	NFB002	Indoor Aquatic Facility	10,061,032	-	-	-	-	-	-
51796601	NFB003	Indoor Sports Facility	9,206,566	-	-	-	-	-	-
51794442	NFB005	Community Sports Park Development	436,832	-	-	-	-	-	-
51782205	NFB006	Reaves Park Remodel	4,031,498	-	-	-	-	-	-
51594403	NFB008	James Garner/Acres Inters	-	-	-	-	-	-	-
51790050	NFB019	Andrews Park Improvements	40,946	-	-	-	-	-	-
SUBTOTAL BOND FUNDED			\$ 31,630,867	\$ 788,352	\$ -	\$ -	\$ -	\$ -	\$ -
II. Paygo Funded									
051-	NFP	Canadian River Park Development	-	-	-	-	-	-	-
51795500	NFP100	Public Arts Projects	334,610	290,000	-	-	-	-	-
51798830	NFP101	Neighborhood Park Improvements	334,781	650,000	650,000	600,000	650,000	700,000	1,900,000
51794442	NFP103	Lease Payments for Griffin Park	80,000	-	-	-	-	-	-
51798830	NFP104	New Neighborhood Park Development	30,592	1,126,274	-	-	-	-	-
51793325	NFP105	Ruby Grant Park Development	-	-	-	-	-	-	-
51796674	NFP106	Saxon Park Development	145,664	1,217,600	-	-	-	-	-
51790097	NFP107	New Trail Development Throughout Town	-	970,541	-	-	-	-	-
51594403	NFP109	James Garner Blvd: Flood to Acres	2,671,858	-	-	-	-	-	-
51790601	NFP110	Young Family Athletic Center PayGo	20,573,981	-	-	-	-	-	-
51793365	NFP111	New Senior Citizens Center	12,850,970	-	-	-	-	-	-
51594405	NFP120	Traffic and Road Improvements	1,122,500	-	-	-	-	-	-
SUBTOTAL PAYGO FUNDED			\$ 38,144,956	\$ 4,254,415	\$ 650,000	\$ 600,000	\$ 650,000		\$ 1,900,000
TOTAL NORMAN FORWARD FUND 51 PROJECTS			\$ 69,775,823	\$ 5,042,767	\$ 650,000	\$ 600,000	\$ 650,000		\$ 1,900,000

CITY OF NORMAN

**PARK LAND AND DEVELOPMENT FUND
FYE 24 Capital Improvement Projects Budget**

Acct No	Project Number	Project Name	FYE 2023 Revised Budget	FYE 2024 Adopted	FYE 2025	FYE 2026	FYE 2027	FYE 2028	BEYOND 5 YEARS
EXPENDITURES									
COMMUNITY PARKS									
52792205	PC0013	Volleyball Court Improvements Reaves	12,035	-	-	-	-	-	-
52794442	PC0018	Sports Complex Bleachers	474	-	-	-	-	-	-
52795518	PC0022	Legacy Pk Foundation Strm Damg Repair	22,020	-	-	-	-	-	-
52790050	PC0023	Andrews Park Master Plan	50,000	-	-	-	-	-	-
52792205	PC0024	Reaves Park Restroom Building	260,000	-	-	-	-	-	-
52792205	PC0027	Reaves Park Maintenance Building	-	300,000	-	-	-	-	-
Subtotal Community Parks			\$ 344,529	\$ 300,000	\$ -	\$ -	\$ -	\$ -	\$ -
NEIGHBORHOOD PARKS									
52796609	PR0155	Brookhaven Park Improvements	5,943	-	-	-	-	-	-
52770342	PR0129	The Links Park Improvements	25,000	-	-	-	-	-	-
52793067	PR0171	Summit Lakes Park Improv	7,325	-	-	-	-	-	-
52794442	PR0172	Ruby Grant Park SE Parking Lot	-	-	-	-	-	-	-
Subtotal Neighborhood Parks			\$ 38,268	\$ -	\$ -	\$ -	\$ -	\$ -	\$ -
TOTAL PARK DEVELOPMENT FUND 62 PROJECTS			\$ 382,797	\$ 300,000	\$ -	\$ -	\$ -	\$ -	\$ -

CITY OF NORMAN

**UNIVERSITY NORTH PARK TAX INCREMENT DISTRICT FUND
FYE 24 Capital Improvement Projects Budget**

Project Acct No	Project Number	Project Name	FYE 2023 Revised Budget	FYE 2024 Adopted	FYE 2025	FYE 2026	FYE 2027	FYE 2028	BEYOND 5 YEARS
EXPENDITURES									
57595512	UT0008	Economic Development	458,909	-	-	-	-	-	-
57595552	UT0011	Robinson Street West of I-35 (MATCH Fund 50)	678	-	-	-	-	-	-
57595552	UT0015	24th & Flood at Tecumseh Intersection	2,482,853	-	-	-	-	-	-
57595512	UT0016	Legacy Park Parking Lot	5,026	-	-	-	-	-	-
57796601	UT0017	Recreation Facility	2,069,971	-	-	-	-	-	-
TOTAL UNIVERSITY NORTH PARK TIF FUND 57 PROJECTS			\$ 5,017,437	\$ -	\$ -	\$ -	\$ -	\$ -	\$ -

CITY OF NORMAN

**CENTER CITY TIF FUND
 FYE 24 Capital Improvement Projects Budget**

Acct No	Project Number	Project Name	FYE 2023 Revised Budget	FYE 2024 Adopted	FYE 2025	FYE 2026	FYE 2027	FYE 2028	BEYOND 5 YEARS
EXPENDITURES									
58593388	BG0089	CC TIF Urban Design/ Implementation Plan	100,000	-	-	-	-	-	-
TOTAL CENTER CITY TIF FUND 68 PROJECTS			\$ 100,000	\$ -	\$ -	\$ -	\$ -	\$ -	\$ -


CITY OF NORMAN

**ARTERIAL ROADS RECOUPMENT FUND
FYE 24 Capital Improvement Projects Budget**

Acct No	Project Number	Project Name	FYE 2023 Revised Budget	FYE 2024 Adopted	FYE 2025	FYE 2026	FYE 2027	FYE 2028	BEYOND 5 YEARS
EXPENDITURES									
78599964	AR	TBD	-	-	-	-	-	-	-
78595517	AR	TBD	-	-	-	-	-	-	-
TOTAL ARTERIAL ROAD RECOUPMENT FUND 78 PROJECTS			\$ -	\$ -	\$ -	\$ -	\$ -	\$ -	\$ -

* closed

- means unused funds to be returned to fund balance at end of fiscal year.



OUTSTANDING DEBT

OUTSTANDING DEBT

This section includes all outstanding debt related to the General Fund and the Enterprise Funds.

The General Debt Service Fund is established to account for the receipt of monies collected for the payment of general obligation debt and the receipt of monies for the reimbursement of claims and judgments that the City has been ordered to pay.

Schedules for debt service payments made by Enterprise Funds are also included.

FUND SUMMARY

TOTAL GENERAL DEBT SERVICE FUNDS (60)

MISSION:

The Debt Service Fund accounts for the accumulation of financial resources for the payment of interest and principal on the general long-term debt of the City, other than debt service payments made by enterprise funds.

DESCRIPTION:

Account for and monitor tax levies and other financial resources for the payment of interest and principal on the general long-term debt of the City of Norman.

PERSONNEL:

	FYE 22 ACTUAL	FYE 23 ORIGINAL	FYE 23 REVISED	FYE 24 PROPOSED	FYE 24 ADOPTED
Full-time Positions	0	0	0	0	0
Part-time Positions	0	0	0	0	0
Total Budgeted Positions	<u>0</u>	<u>0</u>	<u>0</u>	<u>0</u>	<u>0</u>

EXPENDITURES:

	FYE 22 ACTUAL	FYE 23 ORIGINAL	FYE 23 REVISED	FYE 24 PROPOSED	FYE 24 ADOPTED
Salaries & Benefits	\$ -	\$ -	\$ -	\$ -	\$ -
Supplies & Materials	\$ -	\$ -	\$ -	\$ -	\$ -
Services & Maintenance	\$ -	\$ -	\$ -	\$ -	\$ -
Internal Services	\$ -	\$ -	\$ -	\$ -	\$ -
Capital Equipment	\$ -	\$ -	\$ -	\$ -	\$ -
Subtotal	<u>\$ -</u>	<u>\$ -</u>	<u>\$ -</u>	<u>\$ -</u>	<u>\$ -</u>
Capital Projects	\$ -	\$ -	\$ -	\$ -	\$ -
Cost Allocations	\$ -	\$ -	\$ -	\$ -	\$ -
Debt Service	\$ 11,223,376	\$ 9,815,634	\$ 9,815,634	\$ 9,674,096	\$ 11,016,346 *
Interfund Transfers	\$ 468,293	\$ 500,000	\$ 500,000	\$ 500,000	\$ 500,000
Audit Adjust/Encum	\$ (108,979)	\$ -	\$ -	\$ -	\$ -
Subtotal	<u>\$ 11,582,690</u>	<u>\$ 10,315,634</u>	<u>\$ 10,315,634</u>	<u>\$ 10,174,096</u>	<u>\$ 11,516,346</u>
Fund Total	<u>\$ 11,582,690</u>	<u>\$ 10,315,634</u>	<u>\$ 10,315,634</u>	<u>\$ 10,174,096</u>	<u>\$ 11,516,346</u>

* Debt Service allocations were increased by \$1,342,250 via Council amendment for debt service payments on the Series 2023A and 2023B General Obligation Bonds.

CITY OF NORMAN

**2012D GENERAL OBLIGATION BONDS
60930149**

Name: Combined Purpose: For various street improvements
 Issuer: City of Norman
 Trustee: J.P. Morgan Chase
 Amount: \$20,050,000
 Interest: 2.375% to 3%
 Dated: December 1, 2012
 Retired: December 1, 2032
 Source of Funds: Property Tax (mill levy)

Paid

Fiscal Year	Principal Beginning Balance	Principal	Interest	Total Payment	Principal Ending Balance
2012-2013	0	0	0	0	20,050,000
2013-2014	20,050,000	0	722,241	722,241	20,050,000
2014-2015	20,050,000	1,055,000	465,669	1,520,669	18,995,000
2015-2016	18,995,000	1,055,000	434,019	1,489,019	17,940,000
2016-2017	17,940,000	1,055,000	402,369	1,457,369	16,885,000
2017-2018	16,885,000	1,055,000	375,994	1,430,994	15,830,000
2018-2019	15,830,000	1,055,000	354,894	1,409,894	14,775,000
2019-2020	14,775,000	1,055,000	333,794	1,388,794	13,720,000
2020-2021	13,720,000	1,055,000	312,694	1,367,694	12,665,000
2021-2022	12,665,000	1,055,000	291,594	1,346,594	11,610,000
2022-2023	11,610,000	1,055,000	270,494	1,325,494	10,555,000

To be Paid

Fiscal Year	Principal Beginning Balance	Principal	Interest	Total Payment	Principal Ending Balance
2023-2024	10,555,000	1,055,000	249,394	1,304,394	9,500,000
2024-2025	9,500,000	1,055,000	228,294	1,283,294	8,445,000
2025-2026	8,445,000	1,055,000	205,875	1,260,875	7,390,000
2026-2027	7,390,000	1,055,000	181,478	1,236,478	6,335,000
2027-2028	6,335,000	1,055,000	156,422	1,211,422	5,280,000
2028-2029	5,280,000	1,055,000	130,706	1,185,706	4,225,000
2029-2030	4,225,000	1,055,000	104,330	1,159,330	3,170,000
2030-2031	3,170,000	1,055,000	77,296	1,132,296	2,115,000
2031-2032	2,115,000	1,055,000	47,624	1,102,624	1,060,000
2032-2033	1,060,000	1,060,000	15,900	1,075,900	0
		20,050,000	5,361,081	25,411,081	

CITY OF NORMAN

**2015 GENERAL OBLIGATION BONDS
60930149**

Name: Combined Purpose
 Issuer: City of Norman
 Trustee: BancFirst
 Amount: \$22,525,000
 Interest: .75% - 3.7% - estimated
 Dated: April, 2015
 Retired: June 1, 2035
 Source of Funds Property Tax (mill levy)

Paid

Fiscal Year	Principal Beginning Balance	Principal	Interest	Total Payment	Principal Ending Balance
2015-2016	0	0	610,304	610,304	22,525,000
2016-2017	22,525,000	1,185,000	610,304	1,795,304	21,340,000
2017-2018	21,340,000	1,185,000	609,711	1,794,711	20,155,000
2018-2019	20,155,000	1,185,000	609,119	1,794,119	18,970,000
2019-2020	18,970,000	1,185,000	608,526	1,793,526	17,785,000
2020-2021	17,785,000	1,185,000	572,976	1,757,976	16,600,000
2021-2022	16,600,000	1,185,000	549,276	1,734,276	15,415,000
2022-2023	15,415,000	1,185,000	501,876	1,686,876	14,230,000

To be Paid

Fiscal Year	Principal Beginning Balance	Principal	Interest	Total Payment	Principal Ending Balance
2023-2024	14,230,000	1,185,000	454,476	1,639,476	13,045,000
2024-2025	13,045,000	1,185,000	407,076	1,592,076	11,860,000
2025-2026	11,860,000	1,185,000	359,676	1,544,676	10,675,000
2026-2027	10,675,000	1,185,000	328,570	1,513,570	9,490,000
2027-2028	9,490,000	1,185,000	293,020	1,478,020	8,305,000
2028-2029	8,305,000	1,185,000	257,470	1,442,470	7,120,000
2029-2030	7,120,000	1,185,000	221,920	1,406,920	5,935,000
2030-2031	5,935,000	1,185,000	186,370	1,371,370	4,750,000
2031-2032	4,750,000	1,185,000	150,820	1,335,820	3,565,000
2032-2033	3,565,000	1,185,000	114,085	1,299,085	2,380,000
2033-2034	2,380,000	1,185,000	76,758	1,261,758	1,195,000
2034-2035	1,195,000	1,195,000	38,838	1,233,838	0
		22,525,000	7,561,171	30,086,171	

CITY OF NORMAN

2016A GENERAL OBLIGATION REFUNDING BONDS
60930149

Name: Refunding
 Issuer: City of Norman
 Trustee: BancFirst
 Amount: \$7,775,000
 Interest: 4.0 to 5.0%
 Dated: June 1, 2016
 Retired: June 1, 2027
 Source of Funds Property Tax (mill levy)

Paid

Fiscal Year	Principal Beginning Balance	Principal	Interest	Total Payment	Principal Ending Balance
2016-2017	7,775,000	740,000	357,600	1,097,600	7,035,000
2017-2018	7,035,000	770,000	320,600	1,090,600	6,265,000
2018-2019	6,265,000	780,000	282,100	1,062,100	5,485,000
2019-2020	5,485,000	785,000	243,100	1,028,100	4,700,000
2020-2021	4,700,000	790,000	203,850	993,850	3,910,000
2021-2022	3,910,000	795,000	164,350	959,350	3,115,000
2022-2023	3,115,000	795,000	124,600	919,600	2,320,000

To be Paid

Fiscal Year	Principal Beginning Balance	Principal	Interest	Total Payment	Principal Ending Balance
2023-2024	2,320,000	795,000	92,800	887,800	1,525,000
2024-2025	1,525,000	790,000	61,000	851,000	735,000
2025-2026	735,000	370,000	29,400	399,400	365,000
2026-2027	365,000	365,000	14,600	379,600	0
		7,775,000	1,894,000	9,669,000	

CITY OF NORMAN

**2019B GENERAL OBLIGATION REFUNDING BONDS
60930149**

Name: Combined Purpose: For various street improvements
 Issuer: City of Norman
 Trustee: BancFirst
 Amount: \$20,000,000
 Interest: 2.0 to 3.0%
 Dated: June 1, 2019
 Retired: June 1, 2039
 Source of Funds Property Tax (mill levy)

Paid

Fiscal Year	Principal Beginning Balance	Principal	Interest	Total Payment	Principal Ending Balance
2019-2020	0	0	544,875	544,875	20,000,000
2020-2021	20,000,000	1,050,000	544,875	1,594,875	18,950,000
2021-2022	18,950,000	1,050,000	523,875	1,573,875	17,900,000
2022-2023	17,900,000	1,050,000	502,875	1,552,875	16,850,000

To be Paid

Fiscal Year	Principal Beginning Balance	Principal	Interest	Total Payment	Principal Ending Balance
2023-2024	16,850,000	1,050,000	481,875	1,531,875	15,800,000
2024-2025	15,800,000	1,050,000	460,875	1,510,875	14,750,000
2025-2026	14,750,000	1,050,000	429,375	1,479,375	13,700,000
2026-2027	13,700,000	1,050,000	397,875	1,447,875	12,650,000
2047-2028	12,650,000	1,050,000	366,375	1,416,375	11,600,000
2028-2029	11,600,000	1,050,000	334,875	1,384,875	10,550,000
2029-2030	10,550,000	1,050,000	303,375	1,353,375	9,500,000
2030-2031	9,500,000	1,050,000	279,750	1,329,750	8,450,000
2031-2032	8,450,000	1,050,000	253,500	1,303,500	7,400,000
2032-2033	7,400,000	1,050,000	222,000	1,272,000	6,350,000
2033-2034	6,350,000	1,050,000	190,500	1,240,500	5,300,000
2034-2035	5,300,000	1,050,000	159,000	1,209,000	4,250,000
2035-2036	4,250,000	1,050,000	127,500	1,177,500	3,200,000
2036-2037	3,200,000	1,050,000	96,000	1,146,000	2,150,000
2037-2038	2,150,000	1,050,000	64,500	1,114,500	1,100,000
2038-2039	1,100,000	1,100,000	33,000	1,133,000	0
		20,000,000	6,316,875	26,316,875	

CITY OF NORMAN

2020A GENERAL OBLIGATION BONDS
60930149

Name: Combined Purpose: For municipal complex improvements
 Issuer: City of Norman
 Trustee: BancFirst
 Amount: \$11,250,000
 Interest: 2.0 to 2.13%
 Dated: August 1, 2020
 Retired: August 1, 2040
 Source of Funds Property Tax (mill levy)

Paid

Fiscal Year	Principal Beginning Balance	Principal	Interest	Total Payment	Principal Ending Balance
2020-2021	0	0	0	0	11,250,000
2021-2022	11,250,000	0	347,532	347,532	11,250,000
2022-2023	11,250,000	590,000	225,788	815,788	10,660,000

To be Paid

Fiscal Year	Principal Beginning Balance	Principal	Interest	Total Payment	Principal Ending Balance
2023-2024	10,660,000	590,000	213,988	803,988	10,070,000
2024-2025	10,070,000	590,000	202,188	792,188	9,480,000
2025-2026	9,480,000	590,000	190,388	780,388	8,890,000
2026-2027	8,890,000	590,000	175,638	765,638	8,300,000
2027-2028	8,300,000	590,000	160,888	750,888	7,710,000
2028-2029	7,710,000	590,000	149,088	739,088	7,120,000
2029-2030	7,120,000	590,000	137,288	727,288	6,530,000
2030-2031	6,530,000	590,000	125,488	715,488	5,940,000
2031-2032	5,940,000	590,000	113,687	703,687	5,350,000
2032-2033	5,350,000	590,000	101,887	691,887	4,760,000
2033-2034	4,760,000	590,000	90,087	680,087	4,170,000
2034-2035	4,170,000	590,000	78,287	668,287	3,580,000
2035-2036	3,580,000	590,000	66,487	656,487	2,990,000
2036-2037	2,990,000	590,000	54,687	644,687	2,400,000
2037-2038	2,400,000	590,000	42,887	632,887	1,810,000
2038-2039	1,810,000	590,000	31,087	621,087	1,220,000
2039-2040	1,220,000	590,000	19,287	609,287	630,000
2040-2041	630,000	630,000	6,693	636,693	0

11,250,000 2,533,350 13,783,350

CITY OF NORMAN

2021 GENERAL OBLIGATION REFUNDING BONDS
60930149

Name: Combined Purpose: For various street improvements
 Issuer: City of Norman
 Trustee: BancFirst
 Amount: \$13,500,000
 Interest: 0.25 to 1.50%
 Dated: June 1, 2021
 Retired: June 1, 2026
 Source of Funds Property Tax (mill levy)

Paid

Fiscal Year	Principal Beginning Balance	Principal	Interest	Total Payment	Principal Ending Balance
2021-2022	13,500,000	0	135,000	135,000	13,500,000
2022-2023	13,500,000	3,375,000	135,000	3,510,000	10,125,000

To be Paid

Fiscal Year	Principal Beginning Balance	Principal	Interest	Total Payment	Principal Ending Balance
2023-2024	10,125,000	3,375,000	126,563	3,501,563	6,750,000
2024-2025	6,750,000	3,375,000	92,813	3,467,813	3,375,000
2025-2026	3,375,000	3,375,000	50,625	3,425,625	0
		10,125,000	270,000	10,395,000	

CITY OF NORMAN

2023A GENERAL OBLIGATION BONDS
60930149

Name: Combined Purpose: For various street improvements
 Issuer: City of Norman
 Trustee: BancFirst
 Amount: \$26,000,000
 Interest: 7.0 to 7.75%
 Dated: April 1, 2023
 Retired: April 1, 2043
 Source of Funds Property Tax (mill levy)

To be Paid

Fiscal Year	Principal Beginning Balance	Principal	Interest	Total Payment	Principal Ending Balance
2023-2024	26,000,000	0	0	0	26,000,000
2024-2025	26,000,000	1,365,000	0	1,365,000	24,635,000
2025-2026	24,635,000	1,365,000	0	1,365,000	23,270,000
2026-2027	23,270,000	1,365,000	0	1,365,000	21,905,000
2027-2028	21,905,000	1,365,000	0	1,365,000	20,540,000
2028-2029	20,540,000	1,365,000	0	1,365,000	19,175,000
2029-2030	19,175,000	1,365,000	0	1,365,000	17,810,000
2030-2031	17,810,000	1,365,000	0	1,365,000	16,445,000
2031-2032	16,445,000	1,365,000	0	1,365,000	15,080,000
2032-2033	15,080,000	1,365,000	0	1,365,000	13,715,000
2033-2034	13,715,000	1,365,000	0	1,365,000	12,350,000
2034-2035	12,350,000	1,365,000	0	1,365,000	10,985,000
2035-2036	10,985,000	1,365,000	0	1,365,000	9,620,000
2036-2037	9,620,000	1,365,000	0	1,365,000	8,255,000
2037-2038	8,255,000	1,365,000	0	1,365,000	6,890,000
2038-2039	6,890,000	1,365,000	0	1,365,000	5,525,000
2039-2040	5,525,000	1,365,000	0	1,365,000	4,160,000
2040-2041	4,160,000	1,365,000	0	1,365,000	2,795,000
2041-2042	2,795,000	1,365,000	0	1,365,000	1,430,000
2042-2043	1,430,000	1,430,000	0	1,430,000	0
		26,000,000	0	26,000,000	

CITY OF NORMAN

2023B GENERAL OBLIGATION BONDS
60930149

Name: Combined Purpose: For various street improvements
 Issuer: City of Norman
 Trustee: BancFirst
 Amount: \$13,500,000
 Interest: 7.0 to 7.75%
 Dated: April 1, 2023
 Retired: April 1, 2043
 Source of Funds Property Tax (mill levy)

To be Paid

Fiscal Year	Principal Beginning Balance	Principal	Interest	Total Payment	Principal Ending Balance
2023-2024	13,500,000	0	0	0	13,500,000
2024-2025	13,500,000	3,375,000	0	3,375,000	10,125,000
2025-2026	10,125,000	3,375,000	0	3,375,000	6,750,000
2026-2027	6,750,000	3,375,000	0	3,375,000	3,375,000
2047-2028	3,375,000	3,375,000	0	3,375,000	0
		13,500,000	0	13,500,000	

CITY OF NORMAN

2015 NORMAN MUNICIPAL AUTHORITY BONDS
15930149

Name: Combined Purpose
 Issuer: Norman Municipal Authority
 Trustee: BancFirst
 Amount: \$22,825,000
 Interest: 2.330%
 Dated: March 24, 2015
 Retired: March 1, 2027
 Source of Funds \$.50 Public Safety Sales Taxes

Paid

Fiscal Year	Principal Beginning Balance	Principal	Interest	Total Payment	Principal Ending Balance
2015-2016	0	0	497,845	497,845	22,825,000
2016-2017	22,825,000	1,810,000	521,338	2,331,338	21,015,000
2017-2018	21,015,000	1,865,000	478,873	2,343,873	19,150,000
2018-2019	19,150,000	1,915,000	435,128	2,350,128	17,235,000
2019-2020	17,235,000	1,965,000	390,217	2,355,217	15,270,000
2020-2021	15,270,000	2,015,000	344,141	2,359,141	13,255,000
2021-2022	13,255,000	2,070,000	296,842	2,366,842	11,185,000
2022-2023	11,185,000	2,120,000	248,320	2,368,320	9,065,000

To be Paid

Fiscal Year	Principal Beginning Balance	Principal	Interest	Total Payment	Principal Ending Balance
2023-2024	9,065,000	2,180,000	198,574	2,378,574	6,885,000
2024-2025	6,885,000	2,235,000	147,489	2,382,489	4,650,000
2025-2026	4,650,000	2,295,000	95,064	2,390,064	2,355,000
2026-2027	2,355,000	2,355,000	41,240	2,396,240	0
		22,825,000	3,695,071	26,520,071	

CITY OF NORMAN

2015B NORMAN MUNICIPAL AUTHORITY BONDS
51930149

Name: Combined Purpose
 Issuer: Norman Municipal Authority
 Trustee: BancFirst
 Amount: \$43,160,000
 Interest: 2.980%
 Dated: December 17, 2015
 Retired: January 1, 2029
 Source of Funds \$.50 Norman Forward Sales Taxes

Paid

Fiscal Year	Principal Beginning Balance	Principal	Interest	Total Payment	Principal Ending Balance
2016-2017	43,160,000	500,000	1,336,186	1,836,186	42,660,000
2017-2018	42,660,000	1,000,000	1,263,818	2,263,818	41,660,000
2018-2019	41,660,000	1,000,000	1,234,018	2,234,018	40,660,000
2019-2020	40,660,000	1,400,000	1,204,218	2,604,218	39,260,000
2020-2021	39,260,000	2,000,000	1,155,048	3,155,048	37,260,000
2021-2022	37,260,000	2,000,000	1,095,448	3,095,448	35,260,000
2022-2023	35,260,000	2,965,000	1,035,848	4,000,848	32,295,000

To be Paid

Fiscal Year	Principal Beginning Balance	Principal	Interest	Total Payment	Principal Ending Balance
2023-2024	32,295,000	4,315,000	933,113	5,248,113	27,980,000
2024-2025	27,980,000	5,185,000	798,789	5,983,789	22,795,000
2025-2026	22,795,000	5,550,000	636,826	6,186,826	17,245,000
2026-2027	17,245,000	5,700,000	473,671	6,173,671	11,545,000
2027-2028	11,545,000	5,845,000	299,341	6,144,341	5,700,000
2028-2029	5,700,000	5,700,000	127,394	5,827,394	0
		43,160,000	11,593,718	54,753,718	

CITY OF NORMAN

2017 NORMAN MUNICIPAL AUTHORITY BONDS
51930149

Name: Combined Purpose
 Issuer: Norman Municipal Authority
 Trustee: BancFirst
 Amount: \$30,950,000
 Interest:
 Dated: June 27, 2017
 Retired: July 1, 2030
 Source of Funds \$.50 Norman Forward Sales Taxes

Paid

Fiscal Year	Principal Beginning Balance	Principal	Interest	Total Payment	Principal Ending Balance
2017-2018	30,950,000	400,000	474,567	874,567	30,550,000
2018-2019	30,550,000	800,000	910,500	1,710,500	29,750,000
2019-2020	29,750,000	800,000	886,500	1,686,500	28,950,000
2020-2021	28,950,000	1,000,000	861,000	1,861,000	27,950,000
2021-2022	27,950,000	1,500,000	831,000	2,331,000	26,450,000
2022-2023	26,450,000	2,000,000	778,500	2,778,500	24,450,000

To be Paid

Fiscal Year	Principal Beginning Balance	Principal	Interest	Total Payment	Principal Ending Balance
2023-2024	24,450,000	2,000,000	718,500	2,718,500	22,450,000
2024-2025	22,450,000	2,000,000	658,500	2,658,500	20,450,000
2025-2026	20,450,000	2,000,000	598,500	2,598,500	18,450,000
2026-2027	18,450,000	2,800,000	532,500	3,332,500	15,650,000
2027-2028	15,650,000	3,100,000	448,500	3,548,500	12,550,000
2028-2029	12,550,000	3,700,000	351,000	4,051,000	8,850,000
2029-2030	8,850,000	5,400,000	235,500	5,635,500	3,450,000
2030-2031	3,450,000	3,450,000	51,750	3,501,750	0
		30,950,000	8,336,817	39,286,817	

CITY OF NORMAN

2020 NORMAN MUNICIPAL AUTHORITY BONDS
51930149

Name: Combined Purpose
 Issuer: Norman Municipal Authority
 Trustee: BancFirst
 Amount: \$22,250,000
 Interest: 2.290%
 Dated: January 1, 2021
 Retired: July 1, 1931
 Source of Funds \$.50 Norman Forward Sales Taxes

Paid

Fiscal Year	Principal Beginning Balance	Principal	Interest	Total Payment	Principal Ending Balance
2021-2022	22,250,000	1,800,000	519,035	2,319,035	20,450,000
2022-2023	20,450,000	1,750,000	458,000	2,208,000	18,700,000

To be Paid

Fiscal Year	Principal Beginning Balance	Principal	Interest	Total Payment	Principal Ending Balance
2023-2024	18,700,000	1,350,000	418,498	1,768,498	17,350,000
2024-2025	17,350,000	800,000	391,590	1,191,590	16,550,000
2025-2026	16,550,000	600,000	375,560	975,560	15,950,000
2026-2027	15,950,000	650,000	361,820	1,011,820	15,300,000
2027-2028	15,300,000	900,000	344,645	1,244,645	14,400,000
2028-2029	14,400,000	1,000,000	325,180	1,325,180	13,400,000
2029-2030	13,400,000	4,500,000	275,945	4,775,945	8,900,000
2030-2031	8,900,000	6,800,000	183,200	6,983,200	2,100,000
2031-2032	2,100,000	2,100,000	24,045	2,124,045	0
		22,250,000	3,677,518	25,927,518	

CITY OF NORMAN

2021 NORMAN MUNICIPAL AUTHORITY BONDS
23930149

Name: Hotel/Motel Tax Revenue Note, Taxable Series 2021
 Issuer: Norman Municipal Authority
 Trustee: BancFirst
 Amount: \$3,882,000
 Interest:
 Dated: September 14, 2021
 Retired: September 1, 2031
 Source of Funds Hotel/Motel taxes

Paid

Fiscal Year	Principal Beginning Balance	Principal	Interest	Total Payment	Principal Ending Balance
2021-2022	3,882,000	149,000	34,036	183,036	3,733,000
2022-2023	3,733,000	358,000	68,872	426,872	3,375,000

To be Paid

Fiscal Year	Principal Beginning Balance	Principal	Interest	Total Payment	Principal Ending Balance
2023-2024	3,375,000	365,000	62,078	427,078	3,010,000
2024-2025	3,010,000	373,000	55,141	428,141	2,637,000
2025-2026	2,637,000	381,000	48,053	429,053	2,256,000
2026-2027	2,256,000	390,000	40,805	430,805	1,866,000
2027-2028	1,866,000	399,000	33,396	432,396	1,467,000
2028-2029	1,467,000	407,000	25,817	432,817	1,060,000
2029-2030	1,060,000	417,000	18,077	435,077	643,000
2030-2031	643,000	427,000	10,149	437,149	216,000
2031-2032	216,000	216,000	2,042	218,042	0
		3,882,000	398,466	4,280,466	

CITY OF NORMAN

2015 NORMAN UTILITIES AUTHORITY
31930149 & 32930149

Name: Norman Utilities Authority Refunding
 Issuer: Norman Utilities Authority
 Trustee: BancFirst
 Amount: \$17,505,000
 Interest: 2.130%
 Dated: March 10, 2015
 Retired: November 1, 2026
 Source of Funds Revenue Generated from NUA

Paid

Fiscal Year	Principal Beginning Balance	Principal	Interest	Total Payment	Principal Ending Balance
2014-2015	0	0	52,822	52,822	17,505,000
2015-2016	17,505,000	2,430,000	358,852	2,788,852	15,075,000
2016-2017	15,075,000	1,835,000	309,223	2,144,223	13,240,000
2017-2018	13,240,000	1,445,000	274,398	1,719,398	11,795,000
2018-2019	11,795,000	1,480,000	243,406	1,723,406	10,315,000
2019-2020	10,315,000	1,390,000	211,722	1,601,722	8,925,000
2020-2021	8,925,000	1,285,000	183,340	1,468,340	7,640,000
2021-2022	7,640,000	1,320,000	155,810	1,475,810	6,320,000
2022-2023	6,320,000	1,350,000	127,533	1,477,533	4,970,000

To be Paid

Fiscal Year	Principal Beginning Balance	Principal	Interest	Total Payment	Principal Ending Balance
2023-2024	4,970,000	1,375,000	98,618	1,473,618	3,595,000
2024-2025	3,595,000	1,415,000	69,118	1,484,118	2,180,000
2025-2026	2,180,000	1,450,000	38,818	1,488,818	730,000
2026-2027	730,000	730,000	7,775	737,775	0
		17,505,000	2,131,435	19,636,435	

CITY OF NORMAN

2009 NORMAN UTILITIES AUTHORITY
32230149

Name: Norman Utilities Authority Clean Water SRF Note
 Issuer: Norman Utilities Authority
 Trustee: BancFirst
 Amount: \$4,964,024
 Interest: 2.910%
 Dated: September 15, 2011
 Retired: March 15, 2031
 Source of Funds Sewer Fees

Paid

Fiscal Year	Principal Beginning Balance	Principal	Interest	Total Payment	Principal Ending Balance
2013-2014	4,964,024	212,595	102,676	315,271	4,751,429
2014-2015	4,751,429	218,913	138,607	357,520	4,532,516
2015-2016	4,532,516	225,063	132,457	357,520	4,307,453
2016-2017	4,307,453	232,109	125,411	357,520	4,075,344
2017-2018	4,075,344	239,007	118,513	357,520	3,836,337
2018-2019	3,836,337	246,111	111,409	357,520	3,590,226
2019-2020	3,590,226	253,146	104,374	357,520	3,337,080
2020-2021	3,337,080	260,950	96,570	357,520	3,076,130
2021-2022	3,076,130	268,706	88,814	357,520	2,807,424
2022-2023	2,807,424	276,693	80,827	357,520	2,530,731

To be Paid

Fiscal Year	Principal Beginning Balance	Principal	Interest	Total Payment	Principal Ending Balance
2023-2024	2,530,731	284,723	72,797	357,520	2,246,008
2024-2025	2,246,008	293,379	64,141	357,520	1,952,629
2025-2026	1,952,629	302,098	55,422	357,520	1,650,531
2026-2027	1,650,531	311,078	46,442	357,520	1,339,453
2027-2028	1,339,453	320,228	37,292	357,520	1,019,225
2028-2029	1,019,225	329,841	27,679	357,520	689,384
2029-2030	689,384	339,645	17,875	357,520	349,739
2030-2031	349,739	349,739	7,781	357,520	0
		4,964,024	1,429,087	6,393,111	

CITY OF NORMAN

2014 NORMAN UTILITIES AUTHORITY - CONSTRUCTION
32930149 & 32230149

Name: Norman Utilities Authority Series 2014 Clean Water SRF Loan
 Issuer: Norman Utilities Authority
 Trustee: BancFirst
 Amount: \$50,300,000
 Interest: 1.75% plus .5% admin fee
 Dated: March 10, 2015
 Retired: November 1, 2026
 Source of Funds Revenue Generated from NUA

Paid

Fiscal Year	Principal Beginning Balance	Principal	Interest	Total Payment	Principal Ending Balance
2014-2015	12,575,000	1,410,000	19,372	1,429,372	11,165,000
2015-2016	24,382,960	2,865,000	137,536	3,002,536	21,517,960
2016-2017	26,629,817	2,935,000	446,005	3,381,005	23,694,817
2017-2018	43,090,000	3,005,000	969,525	3,974,525	40,085,000
2018-2019	40,085,000	10,860,168	901,913	11,762,081	29,224,832
2019-2020	29,224,832	3,151,634	455,274	3,606,908	26,073,198
2020-2021	26,073,198	3,225,670	576,680	3,802,350	22,847,528
2021-2022	22,847,528	3,299,675	502,675	3,802,350	19,547,853
2022-2023	19,547,853	3,375,378	426,972	3,802,350	16,172,475

To be Paid

Fiscal Year	Principal Beginning Balance	Principal	Interest	Total Payment	Principal Ending Balance
2023-2024	16,172,475	3,451,914	350,435	3,802,349	12,720,561
2024-2025	12,720,561	3,532,014	270,336	3,802,350	9,188,547
2025-2026	9,188,547	3,613,048	189,303	3,802,351	5,575,499
2026-2027	5,575,499	3,695,940	106,409	3,802,349	1,879,559
2027-2028	1,879,559	1,879,559	21,615	1,901,174	0
		50,300,000	5,374,050	55,674,050	

Note: Interest amounts estimated

CITY OF NORMAN

2016 NORMAN UTILITIES AUTHORITY
31930149

Name: Norman Utilities Authority Revenue Note, Refunding Series 2016
 Issuer: Norman Utilities Authority
 Trustee: BancFirst
 Amount: \$9,380,000
 Interest: 2.230%
 Dated: May 19, 2016
 Retired: September 1, 2030
 Source of Funds Water Fees

Paid

Fiscal Year	Principal Beginning Balance	Principal	Interest	Total Payment	Principal Ending Balance
2016-2017	9,380,000	470,000	161,734	631,734	8,910,000
2017-2018	8,910,000	570,000	195,515	765,515	8,340,000
2018-2019	8,340,000	585,000	182,749	767,749	7,755,000
2019-2020	7,755,000	595,000	169,647	764,647	7,160,000
2020-2021	7,160,000	610,000	156,267	766,267	6,550,000
2021-2022	6,550,000	625,000	142,609	767,609	5,925,000
2022-2023	5,925,000	640,000	128,560	768,560	5,285,000

To be Paid

Fiscal Year	Principal Beginning Balance	Principal	Interest	Total Payment	Principal Ending Balance
2023-2024	5,285,000	655,000	114,232	769,232	4,630,000
2024-2025	4,630,000	665,000	99,570	764,570	3,965,000
2025-2026	3,965,000	685,000	84,629	769,629	3,280,000
2026-2027	3,280,000	700,000	69,242	769,242	2,580,000
2027-2028	2,580,000	715,000	53,575	768,575	1,865,000
2028-2029	1,865,000	735,000	37,520	772,520	1,130,000
2029-2030	1,130,000	750,000	21,017	771,017	380,000
2030-2031	380,000	380,000	4,236	384,236	0
		9,380,000	1,621,102	11,001,102	

CITY OF NORMAN

2017 NORMAN UTILITIES AUTHORITY - CONSTRUCTION
31930149

Name: Norman Utilities Authority Series 2017 Drinking Water SRF Loan
 Issuer: Norman Utilities Authority
 Trustee: BancFirst
 Amount: \$31,000,000
 Interest: 2.820%
 Dated: October 1, 2017
 Retired: October 1, 2039
 Source of Funds Revenue Generated from NUA

Paid

Fiscal Year	Principal Beginning Balance	Principal	Interest	Total Payment	Principal Ending Balance
2017-2018	12,750,000	0	150,400	150,400	12,750,000
2018-2019	21,623,038	0	680,913	680,913	21,623,038
2019-2020	28,004,393	1,550,000	866,234	2,416,234	26,454,393
2020-2021	29,450,000	1,550,000	833,945	2,383,945	27,900,000
2021-2022	27,900,000	1,550,000	800,739	2,350,739	26,350,000
2022-2023	26,350,000	1,550,000	766,617	2,316,617	24,800,000

To be Paid

Fiscal Year	Principal Beginning Balance	Principal	Interest	Total Payment	Principal Ending Balance
2023-2024	24,800,000	1,550,000	731,438	2,281,438	23,250,000
2024-2025	23,250,000	1,550,000	695,342	2,245,342	21,700,000
2025-2026	21,700,000	1,550,000	658,259	2,208,259	20,150,000
2026-2027	20,150,000	1,550,000	620,118	2,170,118	18,600,000
2027-2028	18,600,000	1,550,000	580,920	2,130,920	17,050,000
2028-2029	17,050,000	1,550,000	540,594	2,090,594	15,500,000
2029-2030	15,500,000	1,550,000	499,140	2,049,140	13,950,000
2030-2031	13,950,000	1,550,000	456,417	2,006,417	12,400,000
2031-2032	12,400,000	1,550,000	412,636	1,962,636	10,850,000
2032-2033	10,850,000	1,550,000	367,516	1,917,516	9,300,000
2033-2034	9,300,000	1,550,000	321,197	1,871,197	7,750,000
2034-2035	7,750,000	1,550,000	273,398	1,823,398	6,200,000
2035-2036	6,200,000	1,550,000	224,401	1,774,401	4,650,000
2036-2037	4,650,000	1,550,000	173,994	1,723,994	3,100,000
2037-2038	3,100,000	1,550,000	122,036	1,672,036	1,550,000
2038-2039	1,550,000	1,550,000	68,738	1,618,738	0
		31,000,000	10,844,992	41,844,992	

Note: Interest amounts estimated

CITY OF NORMAN

2018 NORMAN UTILITIES AUTHORITY - CONSTRUCTION
31930149

Name: Norman Utilities Authority Series 2018 Promissory Note
 Issuer: Norman Utilities Authority
 Trustee: BancFirst
 Amount: \$12,000,000
 Interest: Ranging between 3.2% and 5.2%
 Dated: July 18, 2018
 Retired: October 1, 2038
 Source of Funds Revenue Generated from NUA

Paid

Fiscal Year	Principal Beginning Balance	Principal	Interest	Total Payment	Principal Ending Balance
2018-2019	0	0	352,390	352,390	0
2019-2020	12,000,000	300,000	496,625	796,625	11,700,000
2020-2021	11,700,000	410,000	485,265	895,265	11,290,000
2021-2022	11,290,000	425,000	471,905	896,905	10,865,000
2022-2023	10,865,000	435,000	453,795	888,795	10,430,000

To be Paid

Fiscal Year	Principal Beginning Balance	Principal	Interest	Total Payment	Principal Ending Balance
2023-2024	10,430,000	460,000	430,525	890,525	9,970,000
2024-2025	9,970,000	485,000	405,955	890,955	9,485,000
2025-2026	9,485,000	510,000	380,085	890,085	8,975,000
2026-2027	8,975,000	535,000	352,915	887,915	8,440,000
2027-2028	8,440,000	560,000	327,245	887,245	7,880,000
2028-2029	7,880,000	585,000	303,200	888,200	7,295,000
2029-2030	7,295,000	610,000	281,155	891,155	6,685,000
2030-2031	6,685,000	630,000	258,165	888,165	6,055,000
2031-2032	6,055,000	655,000	231,180	886,180	5,400,000
2032-2033	5,400,000	685,000	203,040	888,040	4,715,000
2033-2034	4,715,000	710,000	173,745	883,745	4,005,000
2034-2035	4,005,000	740,000	144,092	884,092	3,265,000
2035-2036	3,265,000	770,000	114,054	884,054	2,495,000
2036-2037	2,495,000	800,000	82,896	882,896	1,695,000
2037-2038	1,695,000	830,000	50,604	880,604	865,000
2038-2039	865,000	865,000	17,087	882,087	0
		12,000,000	6,015,923	18,015,923	

Note: Interest amounts estimated

CITY OF NORMAN

**2022 NORMAN UTILITIES AUTHORITY
31930149**

Name: Normans Utilities Authority Clean Water SRF Note
 Issuer: Normans Utilities Authority
 Trustee: BancFirst
 Amount: \$15,000,000
 Interest: 3.030%
 Dated: November 4, 2022
 Retired: March 15, 1941
 Source of Funds Water Fees

Paid

Fiscal Year	Principal Beginning Balance	Principal	Interest	Total Payment	Principal Ending Balance
2022-2023	500,000	0	4,966	4,966	500,000

To be Paid

Fiscal Year	Principal Beginning Balance	Principal	Interest	Total Payment	Principal Ending Balance
2023-2024	3,000,000	0	136,683	136,683	3,000,000
2024-2025	9,000,000	362,000	364,100	726,100	8,638,000
2025-2026	14,638,000	736,000	437,987	1,173,987	13,902,000
2026-2027	13,902,000	752,000	415,565	1,167,565	13,150,000
2027-2028	13,150,000	768,000	392,658	1,160,658	12,382,000
2028-2029	12,382,000	786,000	369,251	1,155,251	11,596,000
2029-2030	11,596,000	804,000	345,299	1,149,299	10,792,000
2030-2031	10,792,000	822,000	320,801	1,142,801	9,970,000
2031-2032	9,970,000	841,000	295,758	1,136,758	9,129,000
2032-2033	9,129,000	861,000	270,125	1,131,125	8,268,000
2033-2034	8,268,000	883,000	243,870	1,126,870	7,385,000
2034-2035	7,385,000	905,000	216,948	1,121,948	6,480,000
2035-2036	6,480,000	928,000	189,360	1,117,360	5,552,000
2036-2037	5,552,000	952,000	161,060	1,113,060	4,600,000
2037-2038	4,600,000	976,000	132,032	1,108,032	3,624,000
2038-2039	3,624,000	1,002,000	102,263	1,104,263	2,622,000
2039-2040	2,622,000	1,029,000	71,705	1,100,705	1,593,000
2040-2041	1,593,000	1,057,000	40,314	1,097,314	536,000
2410-2042	536,000	536,000	8,120	544,120	0

 15,000,000 4,518,865 19,518,865

In Memory of George W. Ingels 1936 - 2020

Husband of Jane, father of four, passionate Hall Park resident who served four terms as mayor. With a vision to preserve Hall Park as a country community, George was a tireless champion for maintaining the lakes and green spaces that make Hall Park unique. We, the Hall Park residents, are the beneficiaries of his work and legacy.

George's contributions to the First Christian Church, Red Cross, Norman Regional Hospital, Rotary, Central Oklahoma Grape Growers Association, and Hall Park live on in those who knew and loved him.

The City of Norman owns and maintains the lakes and green spaces in Hall Park. The Hall Park Property Owners Association and volunteers complete additional projects with the dues of the owners. Please direct concerns for safety or maintenance to the City of Norman Action Center (405)366-5396



PENSION FUNDS

CITY OF NORMAN

PENSION FUNDS

The City of Norman contributes to three separate retirement systems on behalf of City employees.

- Employee Retirement System
- Oklahoma Firefighters Pension and Retirement System
- Oklahoma Police Pension and Retirement System

Each of these retirement systems is administered by entities other than the City of Norman and as a result the City does not exercise budgetary control. Therefore, they are not included in the budget as separate funds of the City. It should be noted that the cost of contributions to the system by the City is a part of the City's budget and shows up as a part of salaries and benefits.



APPENDIX

GLOSSARY OF TERMS and ACRONYMS

ACTIVITY - A specified and distinguishable line of work performed by a Division.

ACCRUAL BASIS - The accrual basis of accounting recognizes revenues in the period earned and expenses in the period incurred rather than when cash is received or paid.

AD VALOREM TAX - An ad valorem property tax is a tax imposed on the basis of the "value of the article or thing taxed." An ad valorem tax is usually imposed at recurring intervals on the same piece of property.

ADA - American Disabilities Act

AFIS - Automated Fingerprint Identification System

APPROPRIATION - A legal authorization made by the City Council which permits City officials to incur obligations for a specific purpose. Each appropriation is made at the Fund and Department level, which is the highest level of budget control.

ASSESSED VALUATION - A value set upon real estate or other property by a government as a basis for levying taxes.

ASSETS - Resources owned or held by the City which has monetary value.

BALANCED BUDGET - The City shall annually adopt a balanced budget in accordance with the Oklahoma Municipal Budget Act (Title 11 Oklahoma Statutes 2006). As such, expenditures may not legally exceed appropriations at the Fund level for each legally adopted annual operating budget (i.e., a fund balance cannot be negative).

BASIN - An area defined by the network of sewer line segments that are tributary to and terminate at a designated and control point.

BIOLOGICAL OXYGEN DEMAND (BOD) - A standard measure of wastewater strength that quantifies the oxygen consumed in a stated period of time, usually 5 days and at 20°C.

BIOLOGICAL PROCESS - The process by which the metabolic activities of bacteria and other microorganisms break down complex organic materials to simple, more stable substances.

BIOSOLIDS - Solid organic matter recovered from municipal wastewater treatment that can be beneficially used, especially as a fertilizer. Bio-solids are solids that have been stabilized within the treatment process, whereas sludge has not.

BOND - A written promise to pay a sum of money on a specific date at a specified interest rate. The interest payments and the repayments of the principal are detailed in a bond ordinance. The most common type of bonds is general obligation (GO) and revenue (Water/Sewer) bonds. These are most frequently used for construction of large capital projects, such as buildings and streets.

CITY OF NORMAN

BUDGET - A plan of financial operation embodying an estimate of proposed means of financing them. The term usually indicates a financial plan for a single fiscal year. The term "budget" is used in two senses in practice. Sometimes it designates the financial plan presented to the City Council for adoption and sometimes it designates the plan finally approved by the body. It is usually necessary to specify whether the budget under consideration is preliminary and tentative or whether it has been approved by the appropriating body.

BUDGET YEAR – July 1 through June 30

BUDGETARY CONTROL - The control or management of the organization in accordance with an approved budget for the purpose of keeping expenditures within the limitations of available appropriations and available resources.

CAFR – Comprehensive Annual Financial Report

CAPITAL IMPROVEMENT CHARGE (CIC) – A charge placed upon all consumers and users of sewer or water service furnished by the City. The current CIC is \$1.00 per month for a residential customer. City Code Section 21-107 (a)(1) requires the CIC amount to equal 60 percent of the actual monthly sewer charge for commercial and industrial customers. The CIC was implemented on March 24, 1970, as part of Ordinance 2156.

CAPITAL OUTLAY - is an expenditure directed towards maintaining or purchasing new or replacing tangible assets which themselves have expected life spans of one to five years. Expenses are generally one-time and occur within a single budget year. Examples include the purchase of vehicles and equipment.

CAPITAL PROJECT FUNDS – generally cost more than \$10,000, are relatively fixed or permanent in nature and have an expected life of more than five years. Such projects consist of the construction of a new, expanded or improved tangible asset, which is physically fixed. Major projects normally require more than one fiscal year to complete. Contracted services for design, land acquisition, utility relocations and construction may be required. Examples include land purchase, new buildings, building additions, street improvements, utility line improvements, parks and playgrounds, and major drainage channel improvements.

CBOD – Carbonaceous Biochemical Oxygen Demand

CDBG – Community Development Block Grant Program

CFR – Code of Federal Regulations

CHIEF EXECUTIVE OFFICER – City Manager

CLEET – Council on Law Enforcement Education and Training

CNG – Compressed Natural Gas Vehicles

COLLECTION SYSTEM – In wastewater, a system of conduits, generally underground pipes, that receives and conveys sanitary wastewater and/or stormwater. In water supply, a system of conduits or canals used to capture a water supply and convey it to a common point.

COMCD – Central Oklahoma Master Conservancy District

CITY OF NORMAN

CONNECTION FEE – Previously known as the tap fee, was first developed in 1970. A charge for sewer or water connection based upon the size of the service line leading into and to be utilized for the furnishing of water or sewer to any user or structure. Monies received from the connection charge are evenly divided between the City of Norman's Water and Wastewater Funds. Collected fees are used to fund activities performed in both the water and sewer utility systems.

CORE AREA – Boundaries are officially Berry Road on the west, Robinson on the north, 12th Avenue on the east, and Constitution / Imhoff extended on the south.

COST ALLOCATION - Distribution of costs of centrally provided support services such as management, accounting, purchasing, payroll, information services, and legal.

DEBT SERVICE - The City's obligation to pay the principal and interest of general obligation and revenue bonds according to a predetermined payment schedule.

DEFICIT - The excess of the liabilities of a fund over its assets, or the excess of expenditures over revenues during an accounting period.

DEPARTMENT - A section of the total organization which is comprised of Divisions and is under the oversight of a Director who reports to the City Manager.

DEPRECIATION – The decrease in value of physical assets due to use and passage of time.

DEQ – Department of Environmental Quality

DIVISION - A sub-section of a Department which carries out a specific line of work assigned to the Department.

DMR – Discharge Monitoring Report

DO – Dissolved oxygen

DOF – Department of Finance

DUI – Driving Under the Influence

DTMF – Dual-tone-multi-frequency or “touch-tone”

E911 – Emergency 911 Telephone Fund

ECAB – Environmental Control Advisory Board

EEOC – Equal Employment Opportunity Commission

EFFLUENT – Partially or completely treated water or wastewater flowing out of a basin or treatment plant.

EID (Environmental Information Document)– The document which provides the basic information about a project and its environmental effects.

EMD – Emergency Medical Dispatch

EMS – Emergency Medical Services

EMT-B – Emergency Medical Technician-Basic

EMT-P – Emergency Medical Technician-Paramedic

ENCUMBRANCE - A commitment related to unperformed contracts or goods or services. Encumbrances represent the estimated amount of expenditures ultimately to result if unperformed contracts in process are completed.

ENTERPRISE FUND - A fund established to account for operations that are financed and operated in a manner similar to private business enterprises, where the intent of the governing body is that the costs of providing goods or services to the general public on a continuing basis be financed or recovered primarily through user charges.

EPA – Environmental Protection Agency

EXCISE TAX – An excise tax is any tax, which is not an ad valorem tax and is generally imposed on the performance of an act, engaging in an occupation, or enjoying a privilege.

EXPENDITURES (EXPENSES) - Decrease in net total assets. Expenses represent the total cost of operations during a period regardless of the timing of related expenditures.

FACE VALUE (PAR, PRINCIPAL) – The full amount of an investment security, usually appearing on the face of the instrument.

FIDUCIARY FUNDS (TRUST & AGENCY FUNDS) – An accounting fund type recommended by the Oklahoma Municipal Budget Act to account for assets held by the municipality as trustee or agent for individuals, private organizations or other governmental units or purposes.

FISCAL YEAR - The time period designated by the City signifying the beginning and ending period for recording financial transactions. The City of Norman has a fiscal year of July 1 through June 30.

FIXED ASSETS - Long-lived tangible assets obtained or controlled as a result of past transactions, events, or circumstances. Fixed assets include buildings, equipment, and improvements other than building and land.

FT – Full-time (employee)

FUND - A fiscal and accounting entity with a self-balancing set of accounts recording cash and other financial resources, together with all related liabilities and residual equities or balances, and changes therein, which are segregated for the purpose of carrying on specific activities or attaining certain objectives in accordance with special regulations, restrictions, or limitations.

CITY OF NORMAN

FUND BALANCE - Fund balance is the excess of assets over liabilities.

FUND BALANCE - RESERVED FOR DEBT SERVICE - A portion of fund balance that is legally restricted to the payment of long term debt principal and interest maturing in future years.

FY – Fiscal Year

FYE – Fiscal Year Ending

GAAP – Generally Accepted Accounting Principles

GASB – Government Accounting Standards Board

GENERAL FUND – An accounting fund type recommended by the Oklahoma Municipal Budget Act to account for all monies received and disbursed for general governmental purposes.

GENERAL OBLIGATION BONDS (GO) - Legal debt instruments, which finance a variety of public projects such as streets, buildings, and improvements. These bonds are backed by the full faith and credit of the issuing government and are financed through property tax revenues.

GF – General Fund

GFOA – Government Finance Officers Association

GIS – Graphical Interface System

GO – General Obligation (bond)

GOVERNING BODY- City Council

GOVERNMENTAL FUNDS-Governmental funds are used to account for the relatively liquid portion of the City's assets that are not accounted for through proprietary or fiduciary funds, the short-term obligations pertaining thereto and the net balance of these financial resources available for subsequent appropriation and expenditure.

HEADWORKS – The initial structure and devices located at the receiving end of a water or wastewater treatment plant.

HHW – Hazardous Household Waste Program

HOME – Home Investment Partnerships Program

HUD – Housing and Urban Development

HVAC – Heating Vent Air Conditioning

I / I – An abbreviation for Infiltration and Inflow into the Sanitary Sewer System.

CITY OF NORMAN

IMPACT FEES – Fees collected from developers and set aside to help fund infrastructure adjustments within the community. Monies to be used as the development further impacts the municipality.

INFILTRATION – Groundwater that enters into the sanitary sewer through defects in the pipes and manholes such as cracks, separated joints, deteriorated manhole components, building foundation drains, and defective service laterals.

INFLOW – Surface stormwater that enters into the sanitary sewer through direct sources such as vented manhole covers, downspouts, area drains, and uncapped cleanouts.

INTERCEPTOR – Sanitary sewer interceptors are those lines that convey sewage from neighborhood to neighborhood in route to the wastewater treatment plant. Pipe diameters are generally larger than lines placed within residential developments.

INTERGOVERNMENTAL REVENUE - Grants, entitlements and cost reimbursements from another federal, state or local government.

ISO – International Organization for Standardization standards

INTERNAL SERVICE – Category expenditure for services and maintenance provided by a vendor that is another department within the City.

INTERNAL SERVICE FUND - A fund used to account for the financing of goods or services provided by one department or agency to other departments of a government, on a cost-reimbursement basis.

ISSUER – A political subdivision (city, county, state, authority, etc.) that borrows money through the sale of bonds or notes. The City of Norman is an issuer of General Obligation Bonds and the Norman Utilities Authority and Norman Municipal Authority are issuers of Revenue Bonds.

LAND APPLICATION – The disposal of wastewater or municipal solids onto land under controlled conditions.

LEVY - (Verb) To impose taxes, special assessments or service charges for the support of government activities. (Noun) The total amount of taxes, special assessments or service charges imposed by a government.

LIABILITIES - Debt or other legal obligations arising out of transactions in the past, which must be liquidated, renewed, or refunded at some future date. This term does not include encumbrances.

LIFT STATION – A pumping facility that conveys wastewater flow, from an area that would not naturally drain to the wastewater treatment plant, into the gravity sewer system for delivery and treatment.

LINE ITEM BUDGET - A budget prepared along divisional line items that focus on what is to be bought.

MATERIALS AND SUPPLIES – Category expenditures generally for consumable goods that are used by City employees.

CITY OF NORMAN

MATURITY – The date when the principal amount of an investment security becomes due and payable.

MSW – Municipal Solid Waste

MUNICIPALITY – City of Norman

NAHC – Norman Arts & Humanities Council

NATIONAL POLLUTANT DISCHARGE ELIMINATION SYSTEM (NPDES) – Program in the U.S. to issue, monitor, and enforce pretreatment requirements and discharge permits under the Clean Water Act.

NEDC – Norman Economic Development Coalition

NEW DEVELOPMENT EXCISE TAX – Sewer excise tax levied and collected on new development (including developments of tax – exempt property owners) to be served by the City’s water reclamation system. The tax imposed is collected at the time a building permit is issued for all construction and based upon the square footage as set forth in the permit. The New Development Excise Tax and Fund was established Oct. 1, 2001 as a result of Ordinance 0001-58, adopted by Council in June, 2001, and approved by voters in August, 2001. These funds shall be used exclusively for wastewater expansion, improvements, and to pay debt service on obligations issued to finance future improvements and expansion of the wastewater system.

NFPA – National Fire Protection Agency

NIMS – National Incident Management System

NFSTF – Norman Forward Sales Tax Fund

NMA – Norman Municipal Authority – Established in April 1965 includes financing and operating the Westwood Park recreational facilities and sanitation services for the City.

NPDES – National Pollutant Discharge Elimination System

NTU – Nephelometer Units

NUA – Norman Utilities Authority – Established in February 1970 includes financing and operating the utility systems for the City (water and wastewater).

NYSCA – Norman Youth Sports Coaches Association

OBJECT - Expenditure classification according to the types of items purchased or services obtained.

ODEQ – Oklahoma Department of Environmental Quality

OFPRS – Oklahoma Firefighters Pension & Retirement System

OJI – On-the-Job Injury

OMCCA – Oklahoma Municipal Court Clerks Association

OPERATING BUDGET - Plans of current expenditures and the PROPOSED means of financing them. The annual operating budget is the primary means by which most of the financing acquisition, spending, and service delivery activities of the City are controlled. The use of annual operating budgets is required by State Law.

OPDES – Oklahoma Pollutant Discharge Elimination System

OPPRS – Oklahoma Police Pension & Retirement System

OSHA – Occupational Safety Hazard Association

OTHER SERVICES AND CHARGES – Services provided to the City of Norman by outside vendors.

OVERFLOW – A condition in which the wastewater flow rate in a sewer system exceeds the capacity of the sewer to the extent that raw wastewater is discharged directly to storm and drainage systems.

PAYBACK ORDINANCE – Ordinance (O-9697-30) allows the City Council to appropriate funds to pay costs of extending wastewater and water lines from an existing location to, alongside or beyond the boundaries of a developer's new construction.

PC – Personal Computer

PER CAPITA DEBT - The amount of a government's debt divided by its population.

PERSONAL SERVICES - Cost related to compensating employees, including salaries, wages, insurance, payroll taxes, and retirement contributions.

PPT – Permanent Part-time (employee)

PRIVATE SECTOR – Those facilities which are owned and maintained by property owners other than the municipality.

PROPERTY TAX - Taxes levied on all real and personal property according to the property's valuation and the tax rate, in compliance with State Property Tax Code.

PSRP – Process to Significantly Reduce Pathogens

PT – Part-time (employee)

PSST – Public Safety Sales Tax

PUBLIC SECTOR – Those facilities which are operated and maintained by the municipality.

CITY OF NORMAN

QC – Quality Control

REAL PROPERTY - Property classified by the State Property Tax Board including residential, single, and multi-family, vacant lots, acreage, farm and ranch improvements, commercial and industrial, and oil, gas, and other mineral reserves.

REFUNDING – A system by which a bond issue is redeemed by a new bond issue under conditions generally more favorable to the issuer (lower interest rate; fewer restrictions, etc.).

REPLACEMENT COSTS - The cost as of a certain date of a property which can render similar service (but which need not be of the same structural form) as the property to be replaced.

RESERVE, CAPITAL - A portion of fund balance equal to the average of the forecasted capital expenditures during the five-year forecasted period has been reserved in each fiscal year budget to provide assurance that resources are available to provide for the normal replacement of depreciable assets.

RESERVE, DEBT - A portion of fund balance equal to the average annual debt service requirement that has been reserved to provide assurance that resources are available to meet each fiscal year's debt service payment.

RESERVE, (DEFICIT) - The amount by which fund balance does not meet all reserve requirements.

RESERVE, LEGAL - A portion of fund balance that is not appropriate for expenditures or is legally segregated for a specific future use.

RESERVE, OPERATING - A portion of fund balance that has been reserved in each fiscal year budget to protect service delivery from unexpected revenue loss or expenditure requirement.

RESERVE, SURPLUS - A portion of fund balance that is not reserved for any specified purpose, and may be appropriated for one-time expenditures as needed.

REVENUE - Increases net total assets from other than expense refunds, capital contributions, and residual equity transfers. Funds received as income.

REVENUE BONDS - Legal debt instruments which finance public projects for such services as water or sewer. Revenues from the public project are pledged to pay principal and interest of the bonds.

RFP – Request for Proposal

ROI – Return on Investment

ROW - Right-of-Way

SALARIES AND BENEFITS – Payments direct to full and part-time City of Norman employees for services performed, including contributions to retirement and pensions, social security, health insurance uniform allowances and related expenses.

CITY OF NORMAN

SALES TAX – A tax levied by the City on retail sales of tangible personal property and some services.

SERVICES AND MAINTENANCE – Services provided to the City of Norman by outside vendors.

SIU – Significant Industrial User

SLUDGE – Accumulated and concentrated solids generated within the wastewater treatment process that have not undergone a stabilization process.

SOP – Standard Operating Procedures

SPECIAL ASSESSMENT FUNDS – An accounting fund type recommended by the Oklahoma Municipal Budget Act to account for the financing of public improvements or services deemed to benefit properties in a specified area, against which special assessments are levied.

SPECIAL REVENUE FUNDS – An accounting fund type recommended by the Oklahoma Municipal Budget Act to account for the proceeds of specific revenue sources and related expenditures separate and apart from other funds, but for which the specified revenues may be insufficient to meet the related expenditures.

STATEWIDE REVOLVING FUND (SRF) LOANS – Under the SRF program, municipalities can obtain up to 40 percent in matching funds for approved projects, when 60 percent of the construction costs can be obtained by the municipality on the open municipal bond market or from available funds of the municipality.

SUBSIDY – A gift or grant of public monies to a private individual or corporation or to another governmental jurisdiction, or a gift or grant of monies from one sub-entity to another within a governmental jurisdiction.

TAX INCREMENT FINANCE (TIF) DISTRICT – The use of incremental sales and property tax in a designated district to be used in accordance with approved plans to finance projects in the district such as facilities, infrastructure, parks, sidewalks and other public improvements.

TAXES - Compulsory charges levied by a government for the purpose of financing services performed for the common benefit.

TIP – Transportation Improvement Plan

TMA – Traffic Management Area

TMDL (Total Maximum Daily Load) – The amount of pollutants, from natural and man-made sources, which can be discharged to a specific body of water without causing harm to the water's quality or aquatic life. Any pollutant loading above the TMDL results in violation of applicable water quality standards.

TSS – Total suspended solids

TTD – Total Total Disability (payments)

CITY OF NORMAN

USE TAX – A tax levied by the City of Norman on out-of-state purchases of tangible personal property that is stored, used or otherwise consumed within the State of Oklahoma by the purchaser.

WTP – Water Treatment Plant

WWTP – Wastewater Treatment Plant

WASTEWATER TREATMENT PLANT INVESTMENT FEE (WWTPIF) – A source of revenue to offset the cost of improvements made to the Norman Wastewater Treatment Plant in 2000. The WWTPIF was an impact fee that was authorized by Ordinance 9697-2 on July 23, 1996. The WWTPIF was a one-time charge paid at the time new homes or businesses are permitted for connection to the sewerage system. The WWTPIF expired December 2004, when sufficient funds were generated to pay the portion of the costs of the improvements attributable to new development (\$6,192,039).

ZERO-BASED BUDGETING – The process of preparing an operating plan or budget that starts with no authorized funds. Each activity to be funded must be justified every time a new budget is prepared.

CITY OF NORMAN

INDEX

A

Accounting Process 40
 Acronyms 461
 Art in Public Places Fund.....80,284
 Arterial Roads Recoupment Fund..... 415

B

Budget Calendar 39
 Budget Process..... 40

C

Capital Improvements Projects Fund..... 102, 407
 Capital Engineer 408
 Facility Maintenance Personnel 409
 Parks Personnel..... 410
 Capital Projects 411
 City Clerk 123
 Municipal Elections..... 126
 City Council 127
 Sister Cities Program 129
 Internal Audit..... 130
 Social & Voluntary Services..... 131
 Strategic Plan, Priorities, & Issues..... 12
 City Manager 133
 City Manager 134
 Communications..... 136
 Community & Business Relations..... 138
 Environmental Services..... 140
 Special Studies / Contributions 142
 Stormwater Quality 143
 City of Festivals 2
 Citywide Operating Expenditures..... 34
 CLEET Program Fund..... 75, 285
 Court CLEET Training..... 286
 Police CLEET Training..... 287
 Community Development Fund 64, 288
 Community Profile 1
 Consolidated Fund Summary..... 30

D

Debt Service Funds..... 439

E

Employee Assistance Program 178
 Environmental Control Advisory Board..... 398

F

Finance Department..... 147
 Accounting Division 148
 Administration Division 151
 Budget Division 153
 Treasury Division..... 155
 Utility Services Division..... 157
 Financial Policies 35
 Financial Summaries:
 Art in Public Places Fund 80
 Capital Improvements Projects Fund 102
 CLEET Fund 75
 Community Development Fund..... 64
 General Debt Services Fund..... 114
 General Fund..... 55
 Net Revenue Stabilization Fund..... 60
 New Development Excise Fund..... 94
 Norman Forward Sales Tax Fund 106
 Park Land & Development Fund 108
 Public Safety Sales Tax Fund..... 66
 Retirement Systems 118
 Risk Management Fund..... 99
 Room Tax Fund 68
 Sanitation Fund 96
 Seizures & Restitution Fund..... 73
 Sewer Maintenance Fund 92
 Special Grants Fund..... 66
 University North Park TIF..... 110
 Water Reclamation Fund 89
 Water Fund..... 85
 Westwood Park Fund (29)..... 82
 Fire Department 160
 Administration Division 161
 Emergency Management 163
 Prevention Division 165
 Suppression Division 167
 Training Division 169
 Firehouse Art Center..... 277

G

General Debt Service Fund 114, 439
 General Fund..... 55, 121
 General Obligation Bond Schedules..... 440
 Glossary of Terms and Acronyms 461
 Government Facilities & Service Statistics 8

CITY OF NORMAN

INDEX

Graphs:

All Funds Projected Total Revenues 21
 Assessed Property Valuations 16
 Budgeted Positions 15
 Funding Sources for Departments 43
 General Fund Expenditures 24
 General Fund Expenditures by Department 26
 General Fund Revenues 23
 General Fund Revenues by Source 25
 Population & Employees 14
 Projected Total Expenditures 22
 Property, Franchise & Sales Tax 19
 Sales Tax Revenue 20
 Sanitation Fund Operations 29
 Single Family Construction 18
 Water Reclamation Fund Operations 28
 Water Fund Operations 27
 Greenbelt Commission 231

H

Historic District Commission 232
 Historical Museum 278
 History of Norman 1
 Human Resources Department 172
 Administration Division 173
 Employee Assistance Program 178
 Employee Relations / ADA 175
 Safety Division 179
 Human Rights Commission 191

I

Information Technology 182
 Inter-City Benchmark Comparisons 6
 Introduction 10
 Interfund Transfers 279

L

Legal Department 188
 Legal Admin 189
 Human Rights Commission 191

M

Municipal Budget Act 45
 Municipal Court 193
 Municipal Elections 126

N

New Development Excise Fund 94, 377
 Net City Budget 31
 Net Revenue Stabilization Fund 60
 Norman Arts Council 71, 318
 Norman Convention & Visitors Bureau 72, 319
 Norman Forward Sales Tax Fund 106, 412
 Norman Public Library 280

O

Organization Charts:

City of Norman 11
 City Clerk 123
 City Manager 133
 Finance Department 147
 Fire Department 160
 Human Resources Department 172
 Information Technology 182
 Legal Department 188
 Municipal Court 193
 Parks & Recreation Department 200
 Planning & Community Development Dept. ... 220
 Police Department 235
 Public Works Department 251
 Utilities Department 337

P

Park Land & Development Fund 108, 290
 Parks & Recreation Department 200
 Administration Division 201
 Facility Custodial Services 203
 Facilities Maintenance Administration 205
 Facility Maintenance & Repairs 207
 Park Development 209
 Parks Board 211
 Parks Maintenance Division 212
 Recreation Programs 214
 Senior Citizen Center 218
 Personnel History (By Fund) 13
 Planning & Community Development Dept 220
 Administration Division 221
 Greenbelt Commission 231
 Historic District Commission 232
 Planning Commission 233
 Code Compliance Division 223
 Police Department 235
 Administration Division 236
 Animal Welfare Division 238

CITY OF NORMAN

INDEX

Criminal Investigations Division 240
 Emergency Communications 242
 Patrol Division 244
 Special Investigations Division..... 246
 Staff Services Division 248
 Profile of Norman..... 3
 Public Safety Sales Tax 62
 Fire - Suppression 293
 Police – Criminal Investigations 296
 Police – Emergency Communications..... 298
 Police – Patrol 300
 Police – Staff Services 304
 Public Transportation Fund 78, 309
 Fleet Repair Transit 310
 Transit and Parking Admin 312
 Public Works Department 251
 Administration Division 252
 Engineering Division 255
 Fleet Administration 257
 Fleet CNG Station 260
 Fleet Fuel & Parts 262
 Fleet Automotive/Light Eqpt Repair 264
 Fleet Truck/Heavy Eqpt Repair 266
 Stormwater Drainage..... 268
 Streets Division..... 271
 Traffic Control Division..... 273

R

Retirement Systems 118
 Room Tax Fund 68, 316
 Administration 317
 Norman Arts Council 71, 318
 Convention & Visitors Bureau..... 72, 319
 Capital Projects 320
 Risk Management Fund 99, 400
 Insurance Benefits Personnel 401
 Judgments & Claims 402
 Risk Administration..... 403
 Unemployment Compensation 404
 Workers' Compensation..... 404

S

Sanitation Fund 96, 340
 Administration Division 341
 Commercial Collection Division 343
 Compost Operations Division..... 345
 Fleet Repair 347
 Green Waste Division 348

Recycling Operation Division 350
 Residential Collection Division..... 352
 Waste Disposal Division..... 355
 Santa Fe Depot 281
 Seizures & Restitution Fund.....73, 321
 Federal Seizures & Restitution..... 322
 State Seizures & Restitution 323
 Sewer Maintenance Fund 92, 373
 Utilities Inspection 374
 Sewer Sales Tax Fund..... 94, 377
 Sister Cities Program 129
 Social & Voluntary Services 131
 Sooner Theatre 282
 Special Grants Fund..... 66, 324
 Special Studies / Contributions 142
 Summary of Fund Balances 32

T

TIF – Center City 112, 414
 TIF – University North Park..... 110, 413
 Total City Revenues & Other Sources..... 33

U


Utilities Department..... 337

W

Ward Map – City of Norman 9
 Water Reclamation Fund 89, 358
 Administration Division 359
 Bio-Solids Division..... 361
 Engineering 363
 Laboratory Division..... 364
 Operations & Maintenance Division..... 366
 Sewer Line Maintenance 368
 Water Fund 85, 378
 Utilities Department Administration..... 379
 Engineering 380
 Utilities Modeling 381
 Line Maintenance Administration..... 383
 Line Maintenance Division 385
 Treatment Plant Administration 387
 Laboratory 389
 Treatment Plant 391
 Water Wells..... 394
 Westwood Fund (29) 82, 325
 Golf Course Division 326
 Park Maintenance Division 328
 Pool Division..... 330

Norman, Oklahoma

Elevated Water Storage Tank



New Storage Tank:

Construction began in May 2015 and was complete in June 2016. With its completion, more than 11,000 residents in Northeast Norman will benefit from increased pressure. The elevated tank provides storage to meet fire demands, meet peak demands due to summertime irrigation, and maintain reliable pressures during short-term power outages.

This one million gallon elevated water tank, located north of Robinson Street and east of 24th Avenue NE, will bring the total above-ground storage capacity in Norman to 5.5 million gallons. The composite tank was built by Landmark Structures, with design engineering by Professional Engineering Consultants. With a composite tank, a painted steel bowl is installed upon a concrete pedestal.

Tank Facts:

- ⇒ Amount of Water.....1 Million Gallons (>4,000 tons)
- ⇒ Design & Construction Cost.....\$3 Million
- ⇒ Height to Overflow.....195.5 feet
- ⇒ Height to Top of Structure.....205 feet
- ⇒ Top of Antenna.....225 feet
- ⇒ Diameter of the Tank.....74 feet
- ⇒ Diameter of the Pedestal.....32 feet
- ⇒ Placed in Service.....July 1, 2016
- ⇒ Time to Fill When Empty.....3.5 hours
- ⇒ Water Contained in Upper Bowl, not in Pedestal

Why It's Critical:

A water tank is used to handle peak demand such as fighting fires in an emergency. It also helps maintain water pressure when the entire city gets ready for work or school at the same time of day, with everyone's faucet running at once. The water tank provides extra water when the treatment plant pumps can't keep up. At night when water demand is low, a pump is used to refill the water tank.

Contractor:
Landmark Structures

Engineer:
Professional Engineering Consultants

Inspection Services:
Garver Engineers

September 21, 2016

HALL PARK

Hall Park was incorporated as a town by Ike and Mildred Hall on August 23, 1960. On March 2, 1962, the town was formally dedicated by Ronald Reagan, spokesperson for General Electric Corp. and future president of the United States, as Oklahoma's first all-electric community. Reagan served as honorary mayor. By 2003 the town population exceeded one thousand. After two years of planning and by mutual agreement, Hall Park voted to disincorporate and was annexed by Norman at midnight on September 30, 2003.



Hall Park was incorporated as a town by Ike and Mildred Hall on August 23, 1960. On March 2, 1962, the town was formally dedicated by Ronald Reagan, spokesperson for General Electric Corp. and future president of the United States, as Oklahoma's first all-electric community. Reagan served as honorary mayor. By 2003 the town population exceeded one thousand. After two years of planning and by mutual agreement, Hall Park voted to disincorporate and was annexed by Norman at midnight on September 30, 2003.

